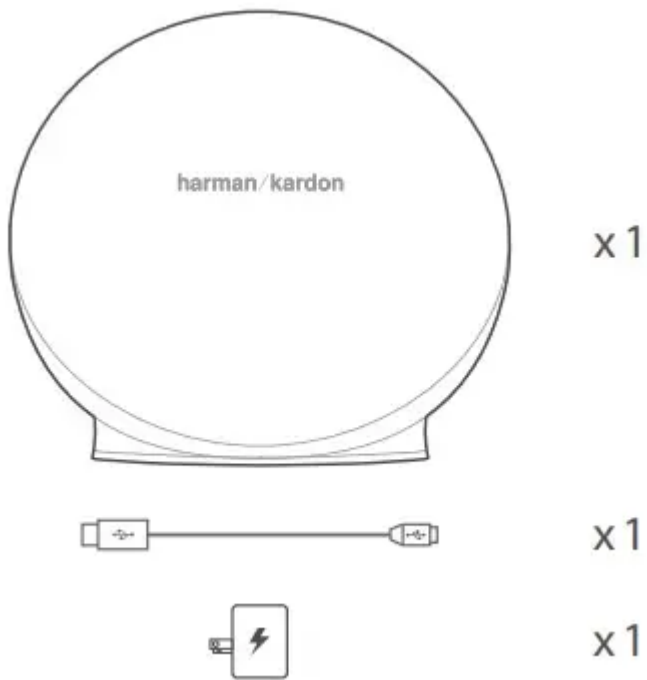
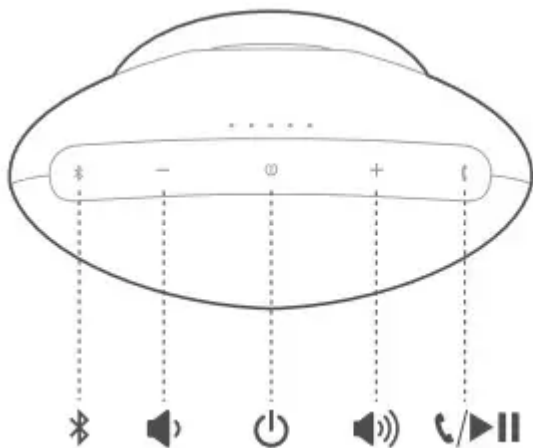


# USER MANUAL MINI Portable Bluetooth Speaker

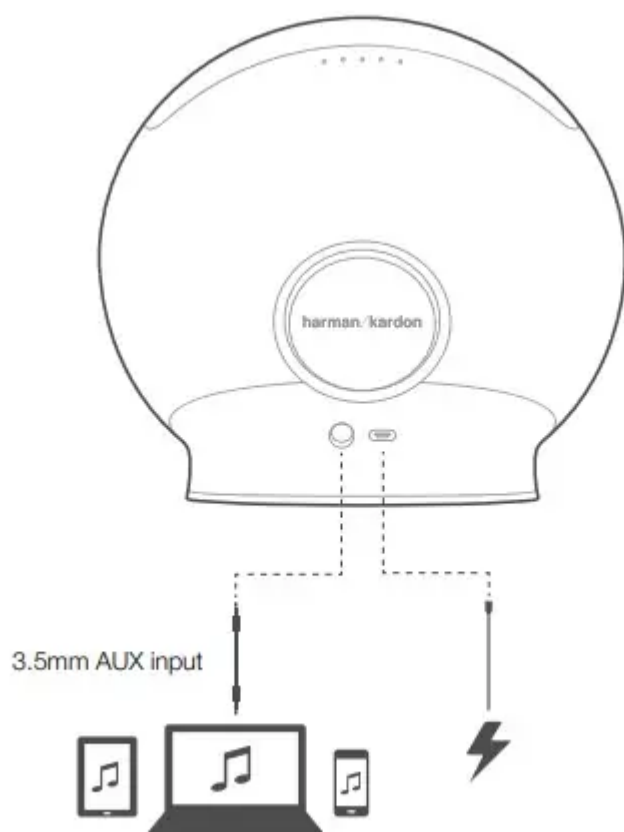
## What's in the box



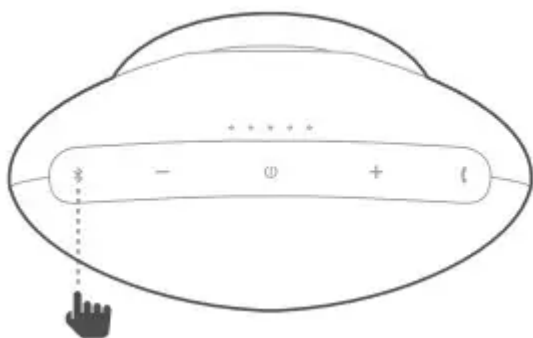
## Quick Start Guide



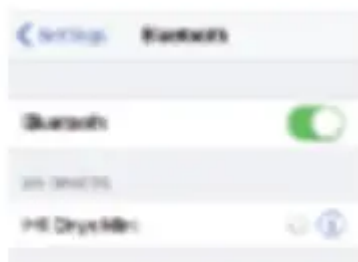
## Connections



### 1. Bluetooth connection

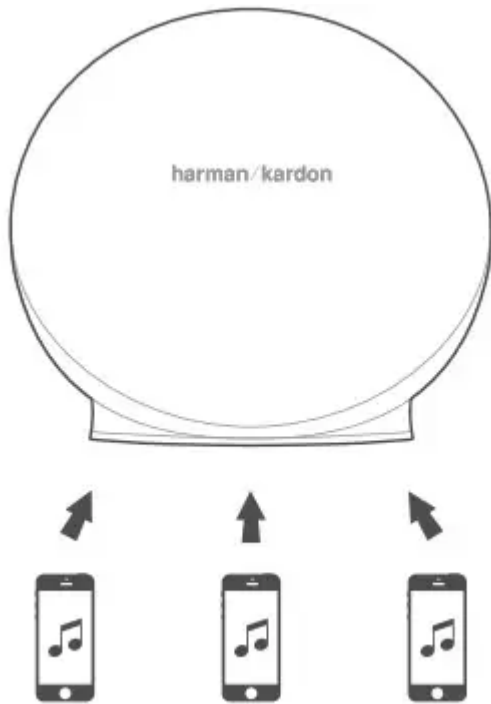


- Press Bluetooth button, enter pairing mode.

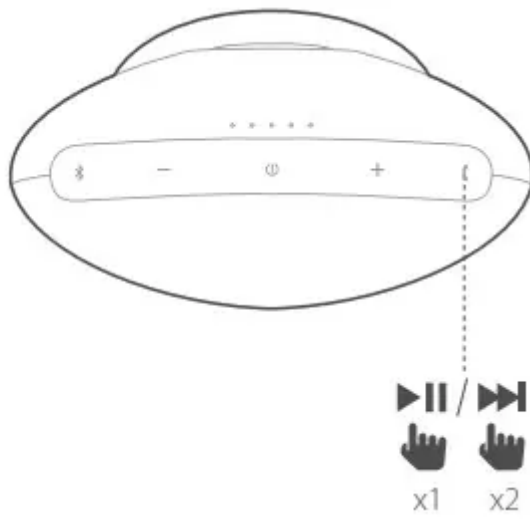


- Choose "HK Onyx Mini" to connect

Connect up to 3 phones



2. Music Control on the speaker

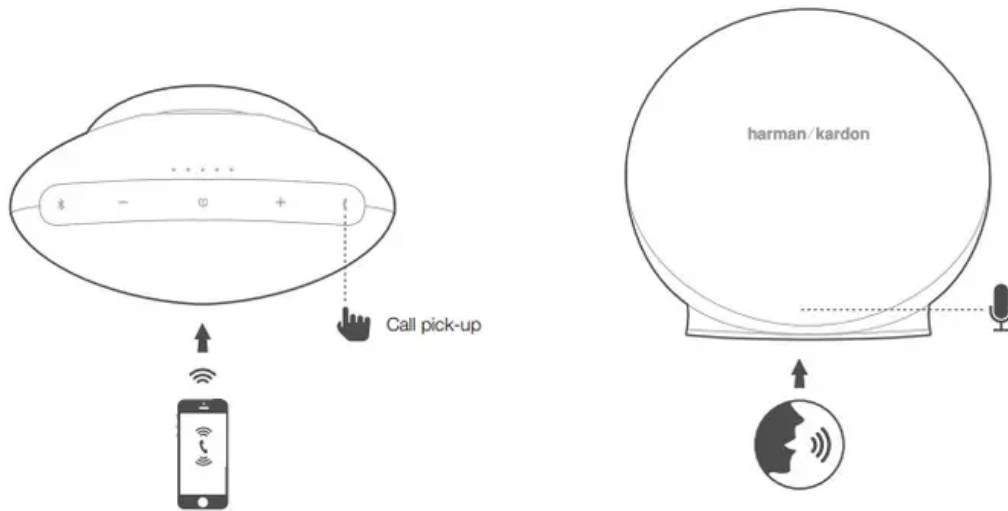


Press - Play/Pause

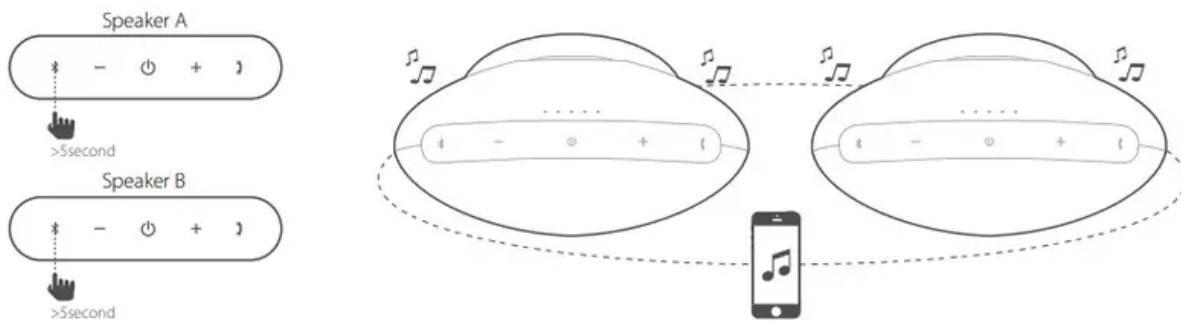
Double - Press - Next Track

3. Speakerphone





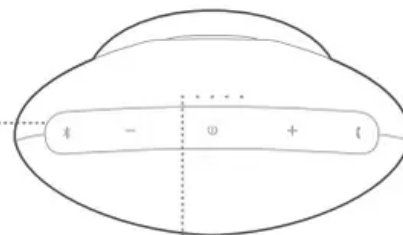
## Wireless Dual Sound



## LED behaviour

### 1. Top Buttons

	○ OFF	☼ Blinking	● ON
⏻	Speaker is OFF	/	Dim - Stand by
			Bright - ON
📶	Not connected	Paring	Connected
📞	Call not active	Phone ringing	Call active



### 2. Battery LED

	○ OFF	☼ Blinking	● ON
🔋	Not active	White - Charging	Battery level
		Red - Low battery	

- Bluetooth version: 4.1
- Support: A2DP V1.3, AVRCP V1.5, HFP V1.6

- Transducer: 2 x 45mm
- Output power: 2 x 8W
- Frequency response: 75Hz – 20kHz (-6dB)
- Signal-to-noise ratio: 80dB A-weighted
- Power supply: 5V 2.3A
- Battery Type: Lithium-ion Polymer (3.7V, 3000mAh)
- Battery charge time: 3 hours
- Music playing time: up to 10 hours (varies by volume level and audio content)
- Bluetooth® transmitter power: 0-9 dBm
- Bluetooth® transmitter frequency range: 2402MHz – 2480 MHz
- Bluetooth® transmitter modulation: GFSK,  $\pi/4$  DQPSK, 8DPSK
- Dimensions (H x W x D): 145 x 158 x 95 mm
- Weight: 587g

#### **Warning**

This content is compiled from multiple sources and is provided for reference purposes only. It may not be complete or fully applicable to all situations. If you are unable to resolve your issue, please contact the product manufacturer or an authorized service provider for official support.