

User Manual Refrigerator



TECHNICAL /FEATURE SPECIFICATION



MODEL	340L
Type	Frost free
Capacities (L) total net	340L
Width	620
Height	1680
Depth	675
Gross Weight (kg)	71g
Voltage / Hz	220-240V/50Hz
Compressor	TX1113Y
Oil Capacity	-
Comp. Run Capacitor	4MFD
PTC Relay	RELAY-TY-QZ-003
Motor Protector	RSCR
Fan motor	PANASONIC 3.2W
Split Diffuser	NO
Deodorizer	CHARCOAL
Number of Shelves	1

Type of Shelves	GLASS
Humidity Control	YES
RC Illumination	BULB
FC Illumination	-
Bottle Retainer	2
Can Rack	NO
Egg tray	8 EGGS
Removable Ice twister	YES
Puff pastry	NO
Freezer Door Bins / Trivets	2
Refrigerator Door Bins / Trivets	4
Door lock	NO
Handle	SP
Electromechanical Control in RC compartment	Yes
Fast Forward Cool Operation	-
Door Alarm	NO
Auto Power save mode	NO

Electronic Configuration, Logic & Troubleshooting

GENX Controls & Electronics Configuration



Product Configuration	340L DLX
Product Control	RC Controlled
Software	NO
User interface	NO
Auto cool mode	NO
Quick Chill/Fast Forward Ice	NO
Auto Power save mode	NO
Door Alarm	NO
RC Illumination	Yes(Lamp)
Control Board	NO
Defrost heater	Yes (Radiant Heater 180 W)
FC Door grounding	No
Compressor	TX1113Y
Run Capacitor	4MFD
Door Reversibility	No

DELUXE In this type of refrigerator, there is no user Interface on freezer compartment door for setting cooling .

WIRING DIAGRAM



WARNING

Electrical Shock Hazard

Disconnect power before servicing.

Any ground circuit disconnected during service must be reconnected. Do not reconnect unit to electrical supply until compressor terminal cover is securely in place.

If refrigerant leak is suspected around compressor terminal, relieve all pressure from the system, keeping terminal, cover in place.

Failure to do so can result in death or electrical shock.

FREQUENCY	50Hz
RATED VOLTAGE	220-240 V, 1 PH
INPUT WATTS	110W
DEFROST WATTS	168 W AT 240 V
INPUT CURRENT	0.6 A
REFRIGERANT	R600a((CH ₃) ₂ CH(CH ₃))
BLOWING AGENT	CH
CLIMATE CLASS	T
LAMP WATTAGE	15W

<p>This product contains R600a</p>	<p>Do Not service with R134a, Follow only Approved R600a service procedure & a Qualified technician, while repairing.</p>
---	--



Risk of fire

WARNING	
	<p>Caution: Risk of fire</p> <p>Always observe the following points of caution when repairing or moving the refrigerator since the refrigerator is a flammable gas.</p> <ul style="list-style-type: none"> * Avoid using any flame or heat source to access the sealed system when the unit is still charged with refrigerant * In the event of refrigerant leak, fully ventilate the area before commencing work. * Take care not to damage the refrigeration pipe work.
<p>BLOWING AGENT : C5H10 (CYCLO PENTANE)</p> <p>R600a ((CH₃)₂CH(CH₃)) : AS PER TABLE</p>	

MFG. BY: WHIRLPOOL OF INDIA LTD.

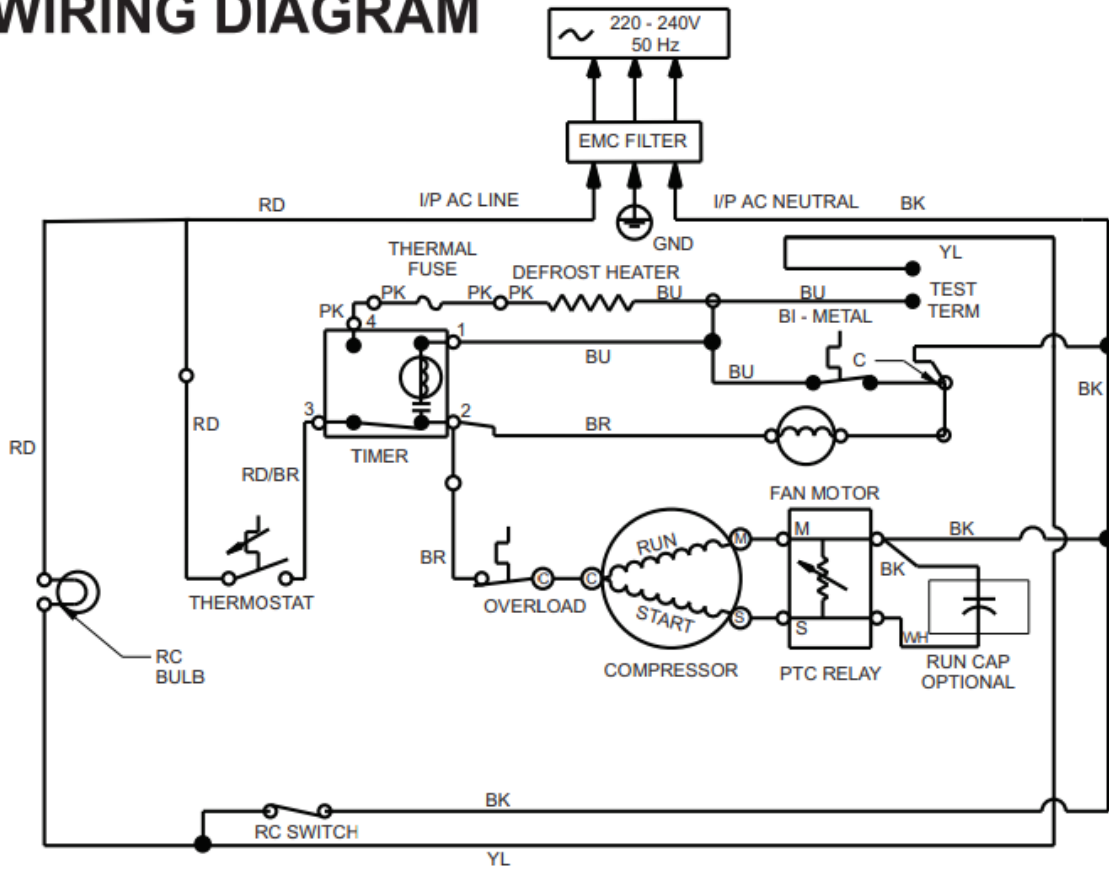
PLOT NO. A-4, M.I.D.C.

RANJANGAON, TAL. SHIRUR,

DIST. PUNE -419 204

"WHIRLPOOL" IS A REGISTERED TRADEMARK OF "WHIRLPOOL CORPORATION USA".

WIRING DIAGRAM



SYMBOL CODE

- ⊙ = CONNECTOR - SCREW ON
- ⊙ = CONNECTOR - CLOSED END
- = DISCONNECT TERMINAL
- = PERMANENT CONNECTION
- = PLUG CONNECTOR
- ⊕ = GROUND (GND)(CHASSIS)
- * = IF REQUIRED
- ** = MODEL COLOR CODE

WIRE COLOR CODE

- GN = GREEN
- BU = BLUE
- BK = BLACK
- RD = RED
- WH = WHITE
- YL = YELLOW
- BR = BROWN
- PK = PINK
- RD/ BR = RED/BROWN TRACER
- BR/ BK = BROWN/BLACK TRACER

NAME	MODEL	GROSS CAPACITY	NET CAPACITY	COMPRESSOR DETAILS
				TX1113Y
				REFRIGERANT QTY (Gms)
L60	WHP TM34600**	340L	308L	55

TROUBLE DIAGNOSTIC CHART



PROBLEM	POSSIBLE CAUSE	REMEDY
Compressor will not start	Service cord unplugged	Plug in electrical outlet
	No power at outlet	Check proper voltage availability with multimeter
	Thermostat: a. Turned off b. Points not closing	Turn knob clockwise Place jumper between terminals. If compressor starts, thermostat is defective and should be replaced
	Relay & OLP	Using starting cord, check compressor directly If compressor starts, check relay and OLP individually with mutimeter and replace one found to be defetive. If compressor doesn't start replace compressor.
	Loose connections	Check circuit from power source to compressor
	Motor winding	Check winding resistance for proper values. If found defective replace.
	Tinner	Timer may be in defrost cycle. Turn clockwise past 2 o'clock. Wired wrong Check timer and replace, if defective.
	Compressor stuck	Try starting with starting cord. If compressor won't start, change compressor
Compressor runs, but no or insufficient Cooling	Moisture restriction	Characterized by heavy frost around evaproator inlet, Heat frosted area. If frost line moves farther along coil after heating, restriction was propably caused by moisture freeze up. Discharge unit evacuate, using system procedure and recharge
	Permanent restriction	First check for moisture restriction. Check for crimped or damaged tubing. Repair or replace leaking component.



	Low charge or no charge	Check for leak. Add leak charge if necessary to get internal pressure. Repair leak, or replace leaking component
Compressor kicks out on overload	High ambient and/or abnormal usage	On initial pull-down in high ambient, the compressor may cut off on overload, Instruct customer
	Low or high voltage	Check voltage with voltmeter. Voltage at outlet should be 160V to 260 V AC at the moment of start. Low voltage may cause false starts. High voltage may cause compressor to overheat
	Relay and/or OLP	Replace the defective pari
	Compressor motor winding Shorted Overcharge	Check for winding resistance. Replace compressor if found defective. Check for high wattage and frosted suction line. Evacuate and recharge with correct charge.
	Compressor stuck	Change compressor
Freezer/ refrigerator compartment too warm	Thermostat; (a) Set too warm (b) Sensing tube not property located (c) Out of calibrator or not functioning	Turn knob to higher number See that sensing tube is properly located Check thermostat for cut-in and cutout temperatures.
	Interior Air Circulation: (a) Evaporator fan (b) Restriction in ducts (c) Air control open too wide	Check evaporator fan. Replace if defective Check for and remove obstruction in ducts
	Abnormal usage	Instruct customer
	Bad door seal or door not closing	Adjust door to obtain proper door seal Instruct customer to make sure door closes completely



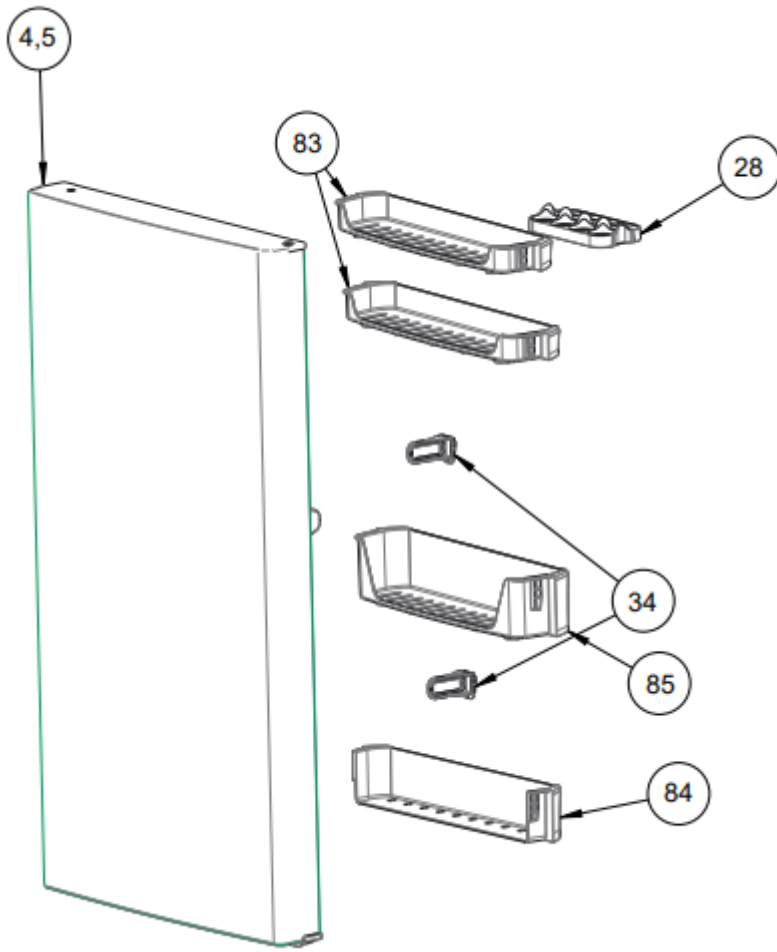
	High ambient	Locate in area out of direct rays of sun and away from heat registers or other sources of heat
	Cabinet lights	Check to make sure door switch is closed Replace, if necessary
	Excessive frost on evaporator	Check items under complaint, "Incomplete defrosting."
	Drain clogged	Clogged drain may result in ice buildup in evaporator. Clear drain system.
Taste and odour	Odorous food	Keep food covered. Clean refrigerator and freezer with solution of baking soda and water. Explain to customer how odour and taste of food in refrigerator can be absorbed by ice cubes in freezer due to internal air circulation
	Hot plastic	Check for a heater in contact with plastic or sealing compound which may be causing odour.
Door will not close, or will not seal	Gasket binding	Adjust hinges, add shims if necessary Lubricate face of gasket on hinge side.
	Door warped	Loosen retainer screws and rack door to fit cabinet
	Cabinet racked	Level cabinet, make sure cabinet is setting solidly at all four corners

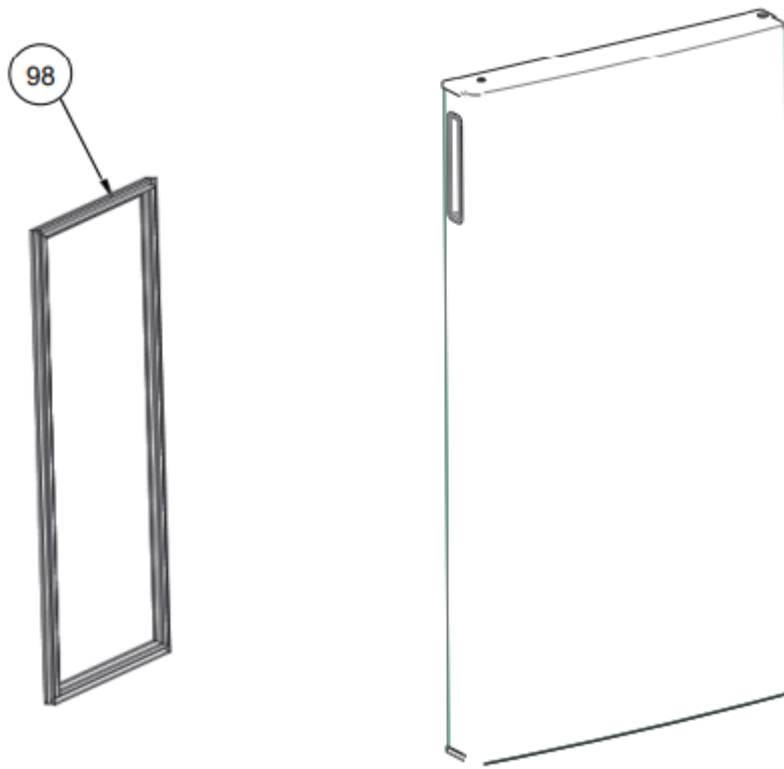
FCFOAMED DOOR

SR NO	PART NO	DESCRIPTION
2	W10897582	:C FOAMED DOOR-L60, 36CL-AL^HA STEEL
3	W10897627	:C FOAMED DOOR DLX WHITE L60
82	W107816 74	FC DOOR BIN (FREEZE RACK]rL 60
93	W10495048	GASKET ASSEMBLY L60 FC
94	W1C643808	6th SENSE DEEP =REEZE TECHNOLOGY BADGE
96	W104743 72	BRAND BADGE 85MM



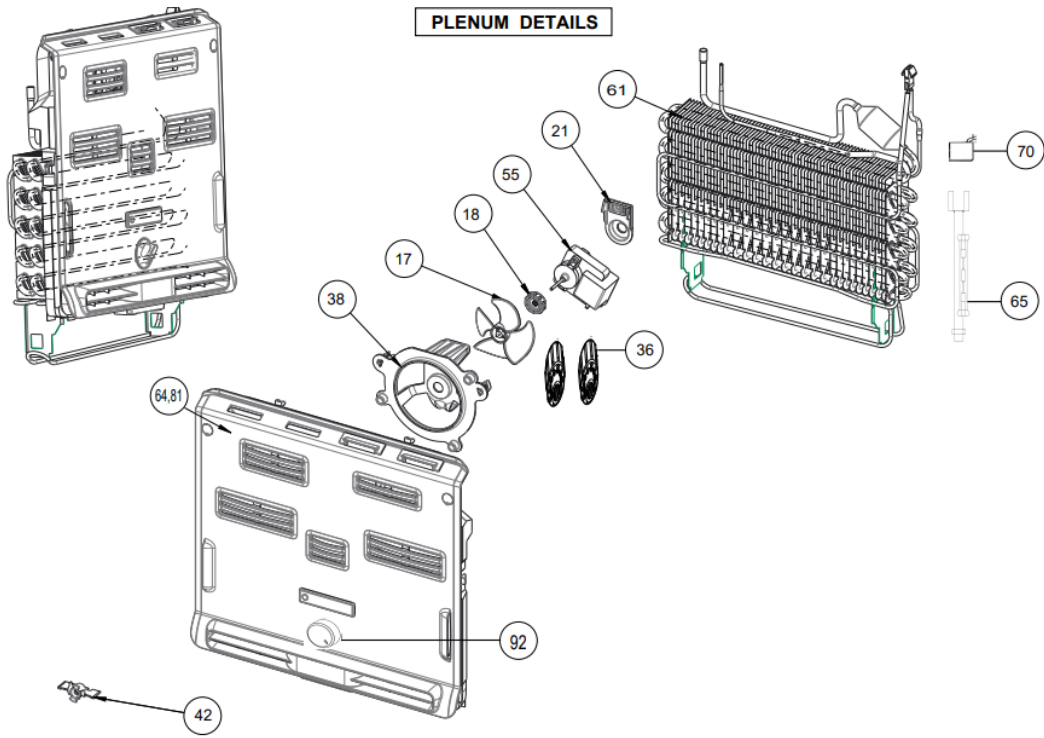
RC DOOR ASSY





SR NO	PART NO	DESCRIPTION
4	W10771295	RC FOAMED DOOR-L60, 340L-ALPHA STEEL
5	W11029053	RC FOAM DOOR WHITE 355L L60 SIDE SOCKET
28	W1046 26 5 2	EGG TRAY, 8 EGGS
34	W10479640	BOTTLE RETAINER GENX
83	W107S1675	MULTIUSE TRIVET RC - L60
84	W167S1676	RC BOTTOM TRIVET - L60
85	W107S1677	BOTTLE TRIVET (JUMBO RACKj,L 60
98	W10716645	GASKET ASSEMBLY RC L60-340L

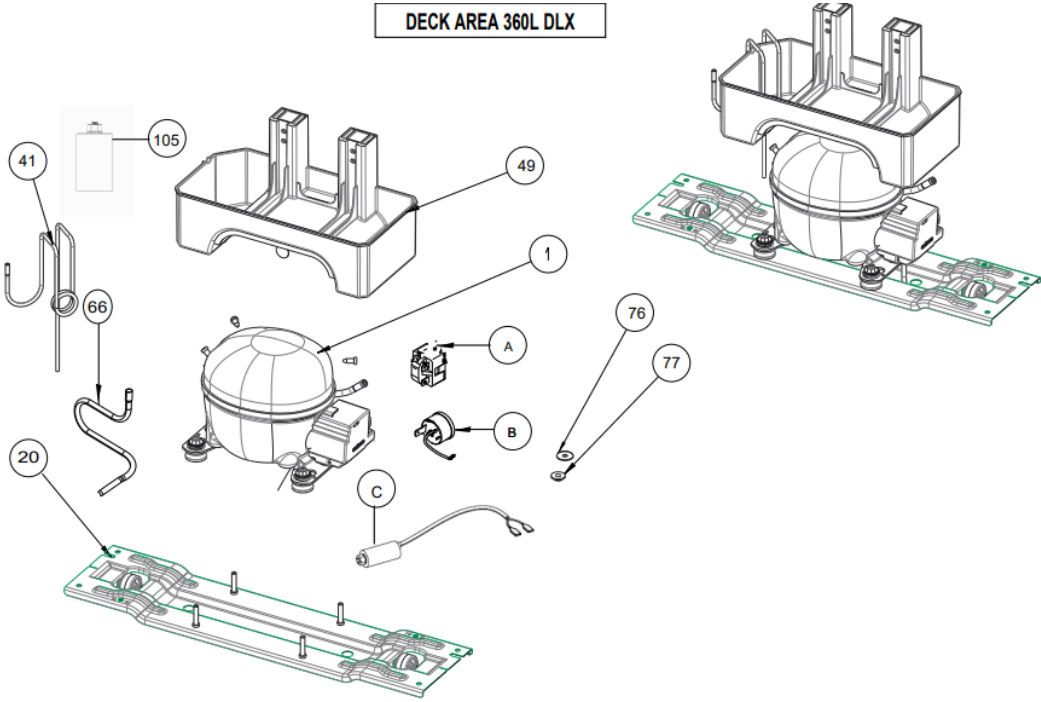
PLENUM DETAILS



SR NO	PART NO	DESCRIPTION
17	W10169462	FAN BLADE 90MM DIAMETER
13	W10225835	DAMPING RUBBER GROMMET FOR FAN MOTOR
21	W10412088	FAN MOTOR BRACKET COVER L 60
36	W1049 9 651	GROMMET FOR FIXING MOTOR - PANASONIC
33	W10503133	FAN MOTOR BRACKET-OHSUNG
42	W10S6470S	FREEZER DAMPER CONTROL L55-BLACK
55	W10415672	DUO SHAFT LENGTH MOTOR PANASONIC 3.2W
61	W106587C6	EVAPORATOR ASSEMBLY - L60/ GENX
64	W10B37173	PLENUM BACK SUB ASSY-L55/L60
65	W106 81135	THERMAL FUSE WITH CONNECTOR
70	W10746139	BI-METAL ASSY. TOD-39TV-CP
31	W10868863	PLENUM FRONT SUB ASSY ELITE L55/L60
32	W10820186	KNOB FREEZER-APOLLO

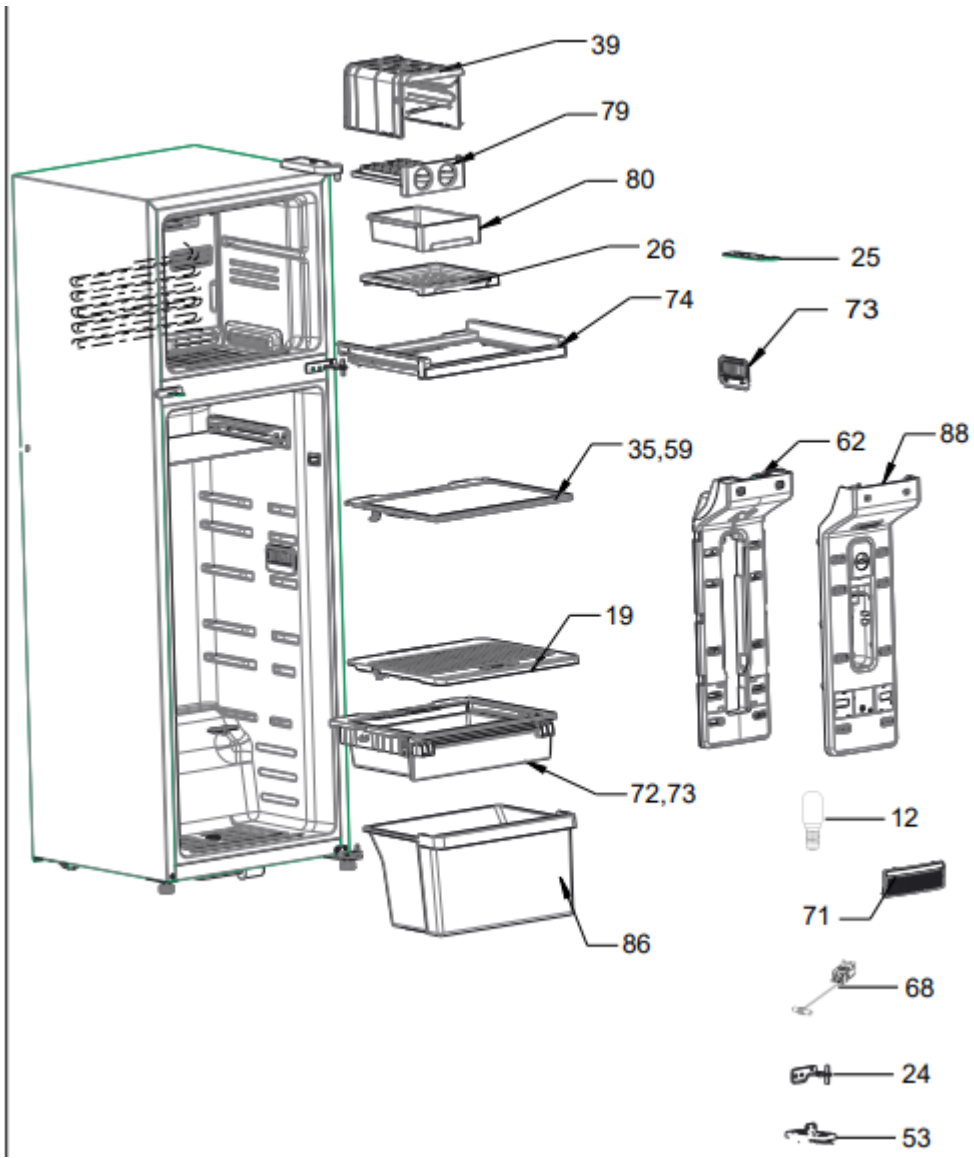
DECK AREA 360L DLX

DECK AREA 360L DLX



SR NO	PART NO	DESCRIPTION
1	W1C639025	TX1113Y COMPRESSOR ASSY
A	W1C639016	RELAY-TY-QZ-003
B	W1C639CC9	OLP-E40-105/B
C	W1C639018	CAPACITOR-4Mfd
6	W10 753252	PROCESS TUBE COMMON (GNF & ONYX}
16	D111204100	HEX NYLOCNUTM6
20	W10383933	COMPRESSOR MOUNTING PLATE ASSY, BACO WOI
41	W10511085	DISCHARGE COIL EMR60 HLC L60
49	W1C537824	DE =ROST WATER TRAY GEN X - L6C
66	WIG 641426	Suction Compliment GenX/L60 R6CC
76	W10 766186	COMPRESSOR SLEEVE - R6CCa
77	WIG 766187	COMPRESSOR GROMMET 30 SHORE A HARDNESS
105	W108 6143 7	EMC Filter

FOAMED CABINET 360L



SR NO	PART NO	DESCRIPTION
12	A2221470000	BULB APPLIANCE, E14
19	W10339873	CRISPER COVER SUB ASSY (Honey Comb) L60
24	W10426650	CENTRE HINGE ASSY, L60T
25	W10444351	HINGE TOP ASSY- DLX
26	W10832118	ICE CREAM TRAY L60 NEW
35	W10493806	GLASS-RC SHELF, L60WOIL
39	W10511077	ICE TWISTER BRACKET WITH SUPPORT L60
40	W10511078	OXYGEN SCAVENGER WITH HANGING ATT
53	W10612777	BOTTOM HINGE ASSY L60/GENX PH2.
59	W10643889	Album cover glass shelf, hot foil-L60
62	W10667382	SUB ASSY BAD L60 NEW
63	W10729969	R600A THERMOSTAT- 360L/340L CP
71	W10837179	ACTIVE DEODRIZER COVER-L55/L60
72	W10831735	FRUIT CRISPER PAN ASSY L-60 NEW
73	W10746584	FRUIT CRISPER FRAME ASSY L-60
74	W10752766	GLIDE TRAY ASSY,L60

75	W10763156	CRISPER SEPERATOR L60
73	W10837180	DYNACOOOL FRONT SUB ASSY-L55/L60/L70
79	W10831749	ICE TRAY ASSY WITH MICRO BLOCK GENX
SO	W10831747	ICE COLLECTOR _ MICROBLOCK L55/L60
36	W10831734	CRISPER PAN 38L NEW, L60
S3	W10868942	CVR AIR DIFFUSER SUB ASSY-BASIC-L55/L60
99	A2253030000	SWITCH ROCKER ARM, NC- ESBEE W welded



SPARE PART LIST :

MODEL NAME			WHPTM34600XX
COLOUR			ALPHA STEEL
SAP CODE			20629
SR NO	PART NAME	DESCRIPTION	QUANTITY
1	W10639025	TX1113Y COMPRESSOR ASSY	1 EA
2	W10897582	FC FOAMED DOOR-L60, 360L-ALPHA STEEL	1 EA
3	W10897627	FC FOAMED DOOR DLX WHITE L60	0
4	W10771295	RC FOAMED DOOR-L60, 340L-ALPHA STEEL	1 EA
5	W11029053	RC FOAM DOOR WHITE 355L L60 SIDE POCKET	0
6	W10753252	PROCESS TUBE COMMON (GNF & ONYX)	1 EA
7	2310000005	GAS-REFRIGERANT KPL INT LTD R600A	0.060 KG
8	A201354000D	PHILIPS HEAD SCREW M5.5X1.8	13 EA
9	A201356000B	SCREW- Philips Head ,M4.8 x 16	10 EA
10	A201358000F	EARTHING TERMINAL SCREW (M4x8)	2 EA
11	A2081860000	SUPPORT BUSH, ICE TWISTER	1 EA
12	A2221470000	BULB APPLIANCE, E14	1 EA
13	A222376000A	4.8 X 16 SELF TAPP AB TYPE SS	4 EA
14	A225043000A	HANDLE SCREW NF-06 MATR & LENGTH CHANGE	8 EA
15	D111155700K	S.T. SCREW (8*13)/Crescendo	1 EA
16	D111204100D	HEX NYLOC NUT M6	4 EA
17	W10169462	FAN BLADE 90MM DIAMETER	1 EA
18	W10225835	DAMPING RUBBER GROMMET FOR FAN MOTOR	1 EA

19	W10339873	CRISPER COVER SUB ASSY (Honey Comb) L60	1 EA
20	W10383933	COMPRESSOR MOUNTING PLATE ASSY, BACO WOI	1 EA
21	W10412088	FAN MOTOR BRACKET COVER,L 60	1 EA
22	W10412110	LENS IN DIFFUSER	1 EA
23	W10418501	Screw Trilobular M6 X 1.0 Hex Head	4 EA
24	W10426650	CENTRE HINGE ASSY, L60T	1 EA
25	W10444351	HINGE TOP ASSY- DLX	1 EA
26	W10832118	ICE CREAM TRAY L60 NEW	1 EA
27	W10461848	SOCKLE CAP - L60T	1 EA
28	W10462652	EGG TRAY, 8 EGGS	1 EA
29	W10471820	SCREW CAP- PLENUM	6 EA
30	W10471821	LOCK BRACKET - ONYX	1 EA
31	W10473027	COVER, LOCK BRACKET - L60	1 EA
32	W10477266	SUMP BACK PART	2 EA
33	W10477268	FRONT COVER SUB ASSY	2 EA
34	W10479640	BOTTLE RETAINER GENX	2 EA
35	W10493806	GLASS - RC SHELF, L60 WOIL	1 EA
36	W10499651	GROMET FOR FIXING MOTOR - PANASONIC	2 EA
37	W10680992	TOP HINGE COVER GENX/ L60/ NEO- TI GREY	1 EA
38	W10508133	FAN MOTOR BRACKET-OHSUNG	1 EA
39	W10511077	ICE TWISTER BRACKET WITH SUPPORT L60	1 EA
40	W10511078	OXYGEN SCAVENGER WITH HANGING ATTACH L60	1 EA
41	W10511085	DISCHARGE COIL EMR60 HLC L60	1 EA

42	W10864708	FREEZER DAMPER CONTROL L55-BLACK	1 EA
43	W10526808	EAST DRAGON TIMER WITH EPCOS CAPACITOR	1 EA
44	W10528520	PLATE LEVELLER ASSEMBLY,GENX	1 EA
45	W10680253	HANDLE FC BACK BREATH- TITANIUM GREY	1 EA
46	W10680256	HANDLE RC BACK BREATH TITANIUM GREY	1 EA
47	W10679497	HANDLE RC FRONT BREATH- TITANIUM GREY	1 EA
48	W10679410	HANDLE FC FRONT BREATH- TITANIUM GREY	1 EA
49	W10537824	DEFROST WATER TRAY GEN X - L60	1 EA
50	W10549123	SHOULDER SCREW-ABT TYPE	6 EA
51	W10805785	ONYX AUSTRALIA POWER CORD	1 EA
52	W10585381	DRAIN TUBE BOTTOM	1 EA
53	W10612777	BOTTOM HINGE ASSY L60/GENX PH2.	1 EA
54	W10618295	DRIER HOLDER GENX / L60 NEW	1 EA
55	W10415672	DUO SHAFT LENGTH MOTOR PANASONIC 3.2W	1 EA
56	W10621926	R600A CONTROL BOX HARNESS GENX/L60	1 EA
57	W10631925	R600a-L60/GENX BULB HOLDER ASSY	1 EA
58	W10642215	THERMOSTAT CAP	1 EA
59	W10643889	Album cover glass shelf, hot foil-L60	1 EA
60	W10646140	Discharge Coil - Grommet	1 EA
61	W10658706	EVAPORATOR ASSEMBLY - L60/ GENX	1 EA
62	W10667382	SUB ASSY BAD L60 NEW	1 EA
63	W10673280	Heat Shield L60 - R600a	1 EA
64	W10837173	PLENUM BACK SUB ASSY-L55/L60	1 EA
65	W10681135	THERMAL FUSE WITH CONNECTOR	1 EA

66	W10641426	Suction Compliment GenX/L60 R600	1 EA
67	W10707108	BRAZING ROD 3MM (Solder 2%)	0.005 KG
68	W10729969	R600A THERMOSTAT - 360L/340L CP	1 EA
69	W10734463	FILTER/DRIER ASSEMBLY	1 EA
70	W10746139	BI-METAL ASSY. TOD-39TV-CP	1 EA
71	W10837179	ACTIVE DEODRIZER COVER-L55/L60	1 EA
72	W10831735	FRUIT CRISPER PAN ASSY L-60 NEW	1 EA
73	W10746584	FRUIT CRISPER FRAME ASSY L-60	1 EA
74	W10752766	GLIDE TRAY ASSY,L60	1 EA
75	W10763156	CRISPER SEPERATOR L60	1 EA
76	W10766186	COMPRESSOR SLEEVE - R600a	4 EA
77	W10766187	COMPRESSOR GROMMET 30 SHORE A HARDNESS	4 EA
78	W10837180	DYNACOOOL FRONT SUB ASSY-L55/L60/L70	2 EA
79	W10831749	ICE TRAY ASSY WITH MICRO BLOCK GENX	1 EA
80	W10831747	ICE COLLECTOR _ MICROBLOCK L55/L60	1 EA
81	W10868863	PLENUM FRONT SUB ASSY ELITE L55/L60	1 EA
82	W10781674	FC DOOR BIN (FREEZE RACK),L 60	2 EA
83	W10781675	MULTIUSE TRIVET RC - L60	2 EA
84	W10781676	RC BOTTOM TRIVET - L60	1 EA
85	W10781677	BOTTLE TRIVET (JUMBO RACK),L 60	1 EA
86	W10831734	CRISPER PAN 38L NEW, L60	1 EA
87	W10798489	L55 GLIDE TRACK SCREW ANCHOR ASSY	4 EA
88	W10868942	CVR AIR DIFFUSER SUB ASSY-BASIC-L55/L60	1 EA



89	W10906825	USER_MANUAL_AUSTRALIA_2016	1 EA
90	A229089000A	SCREW - DC POWER SUPPLY, OPAL	2 EA
91	W11033782	WIRING DIAGRAM L60 DLX AUS WITH FILTER	1 EA
92	W10820186	KNOB FEEEZER-APOLLO	2 EA
93	W10495048	GASKET ASSEMBLY L60 FC	1 EA
94	W10643808	6th SENSE DEEP FREEZE TECHNOLOGY BADGE	1 EA
95	W10467948	SLEEVE TOP HINGE - ONYX	1 EA
96	W10474372	BRAND BADGE 85MM	1 EA
97	W10467972	SLEEVE CENTER HINGE - ONYX	1 EA
98	W10716645	GASKET ASSEMBLY RC L60-340L	1 EA
99	A2253030000	SWITCH ROCKER ARM, NC- ESBEЕ W welded	1 EA
100	W11025694	L60 DLX HARNESS WITH CU WDG MOTOR AUS	1 EA
101	W10786671	GLIDE TRAY TRACK ASSY-RH,L55/L60	1 EA
102	W10786672	GLIDE TRAY TRACK ASSY-LH,L55/L60	1 EA
103	W10854834	DYNACOOЛ HOUSING SUBASSY RH	1 EA
104	W10854835	DYNACOOЛ HOUSING SUBASSY LH	1 EA
105	W10861437	EMC Filter	1 EA
106	W10672423	CAPACITOR MOUNTING BRACKET	2 EA

Warning

This content is compiled from multiple sources and is provided for reference purposes only. It may not be complete or fully applicable to all situations. If you are unable to resolve your issue, please contact the product manufacturer or an authorized service provider for official support.

