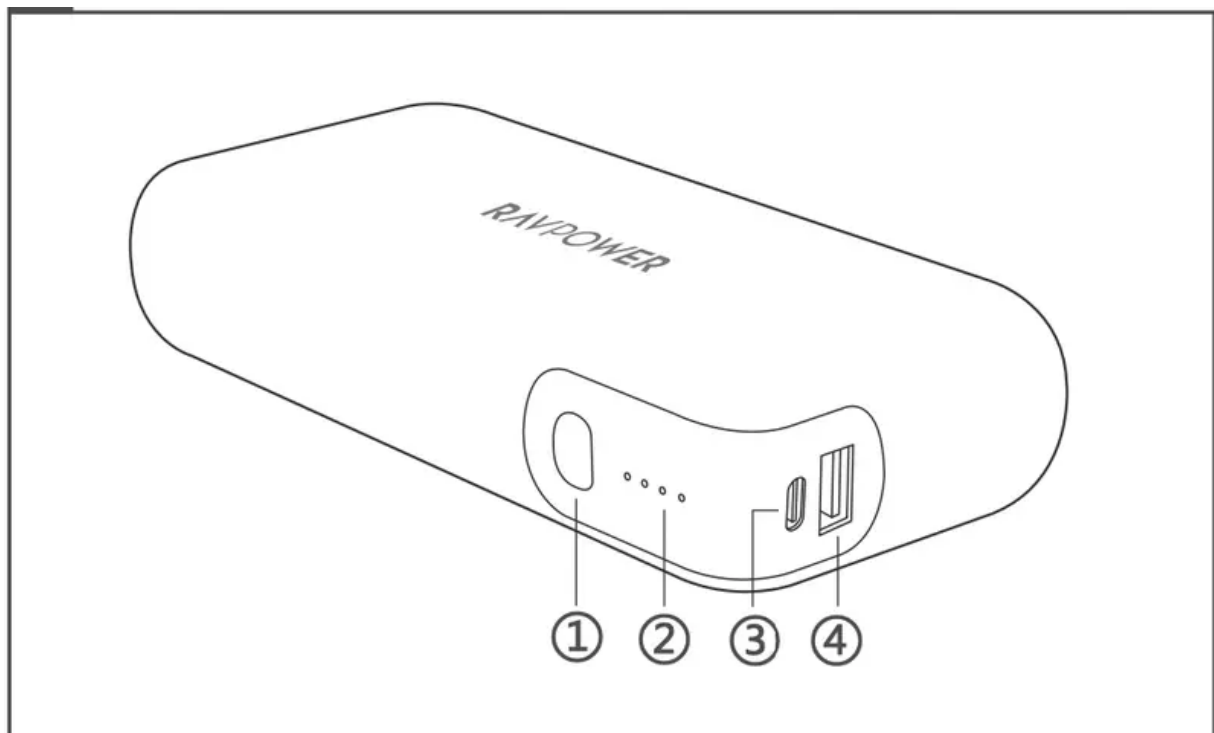


Product Diagram



1. Power Button
2. LED Indicators
3. PD Port
4. iSmart Port

Specifications

Model	RP-PB201
Battery Capacity	20000mAh/72.6Wh
Min Battery Capacity	19400mAh/70.42Wh
PD Input	5V $\overline{=}$ 3A, 9V $\overline{=}$ 3A, 12V $\overline{=}$ 2.5A, 15V $\overline{=}$ 2A 20V $\overline{=}$ 1.5A 30W Max
PD Output	5V $\overline{=}$ 3A, 9V $\overline{=}$ 3A, 12V $\overline{=}$ 3A, 15V $\overline{=}$ 3A, 20V $\overline{=}$ 3A
iSmart Output	5V $\overline{=}$ 3A, 9V $\overline{=}$ 2A, 12V $\overline{=}$ 1.5A
Total Output	PD45W + iSmart 5V $\overline{=}$ 3A (Each Port) Total 60W Max
Rated Capacity	20V $\overline{=}$ 3A, 2700mAh
Dimensions	151.5 x 66.5 x 25 mm / 5.96 x 2.62 x 0.98 in
Net Weight	371.7 g / 13.11 oz

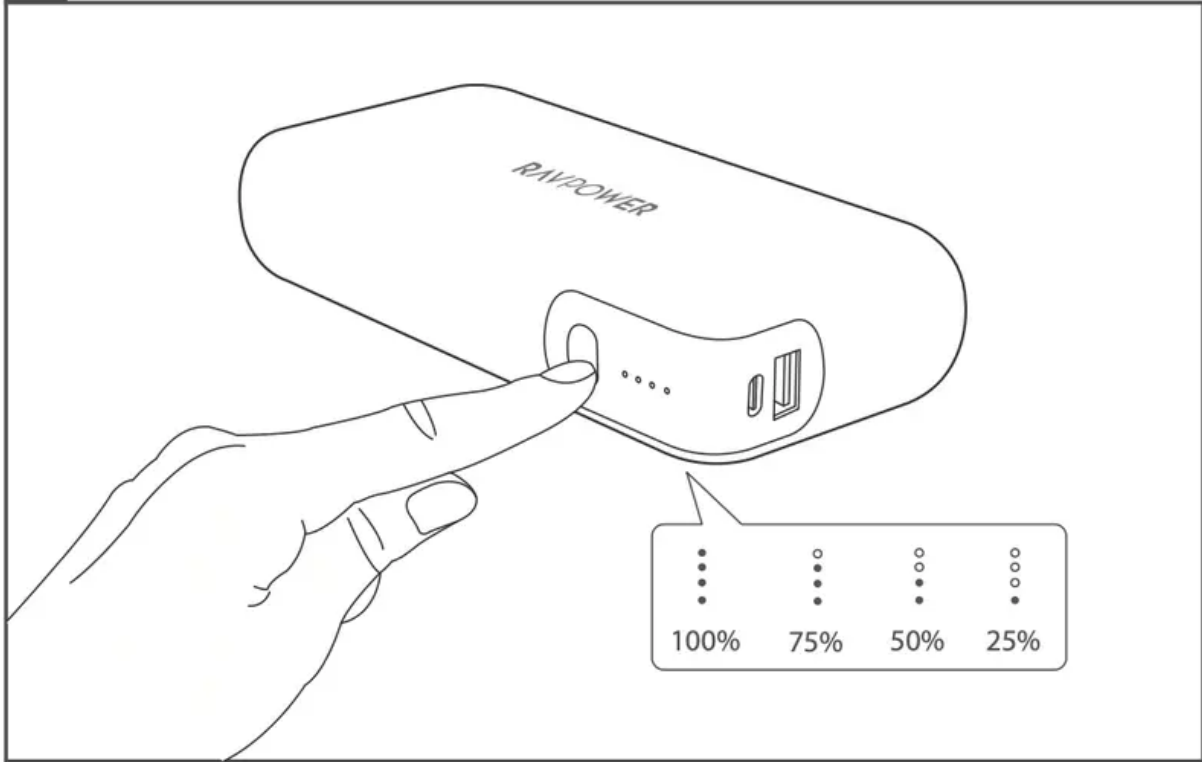
Before First Use

- Please pay attention to the symbols and indicators for proper use.
- It is recommended to fully charge the unit before first use.

Using Your Power Bank

Check the Battery Level

Press the Power Button to check the battery level.

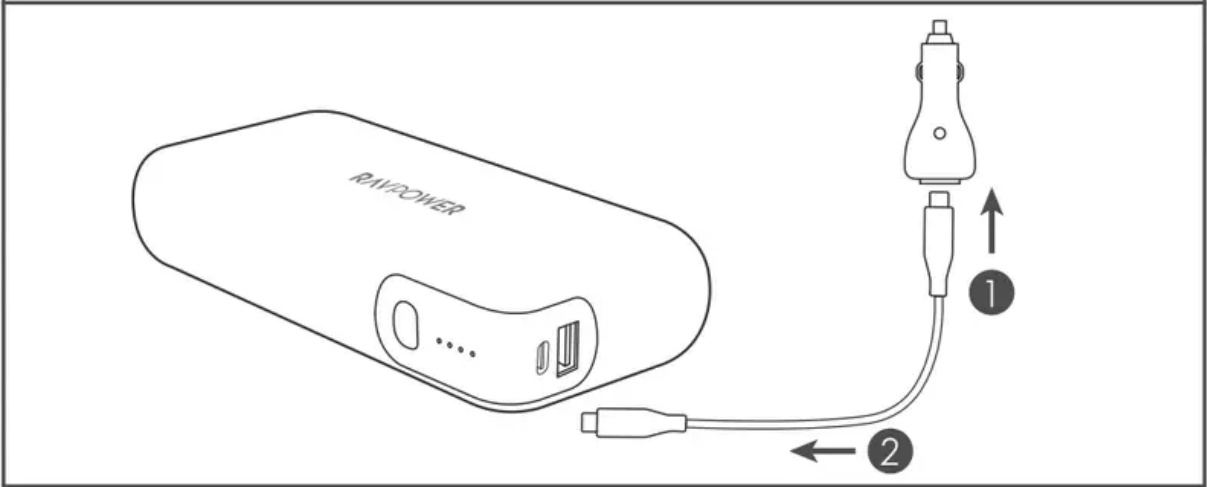
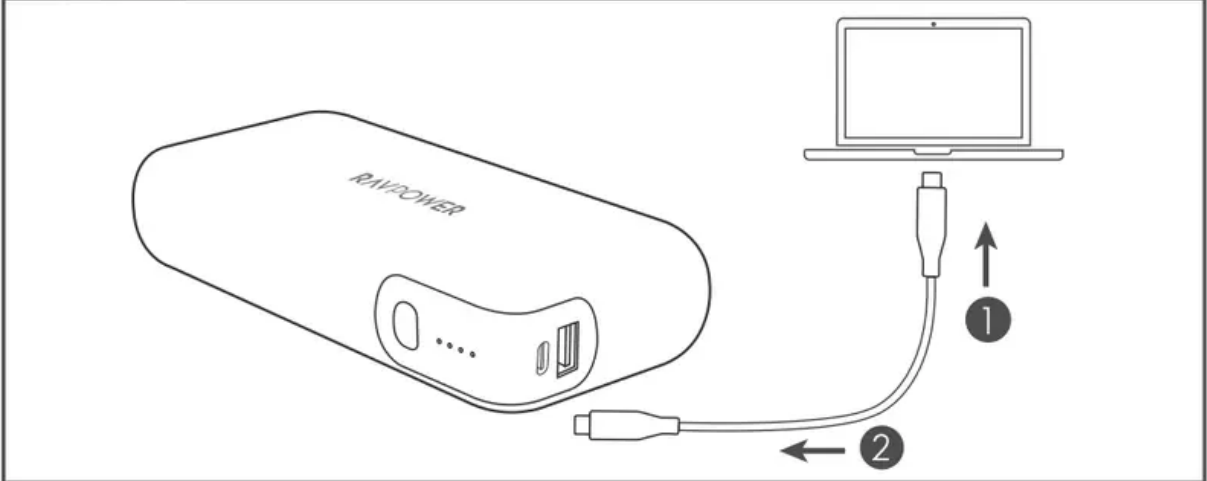


Charging Your Power Bank

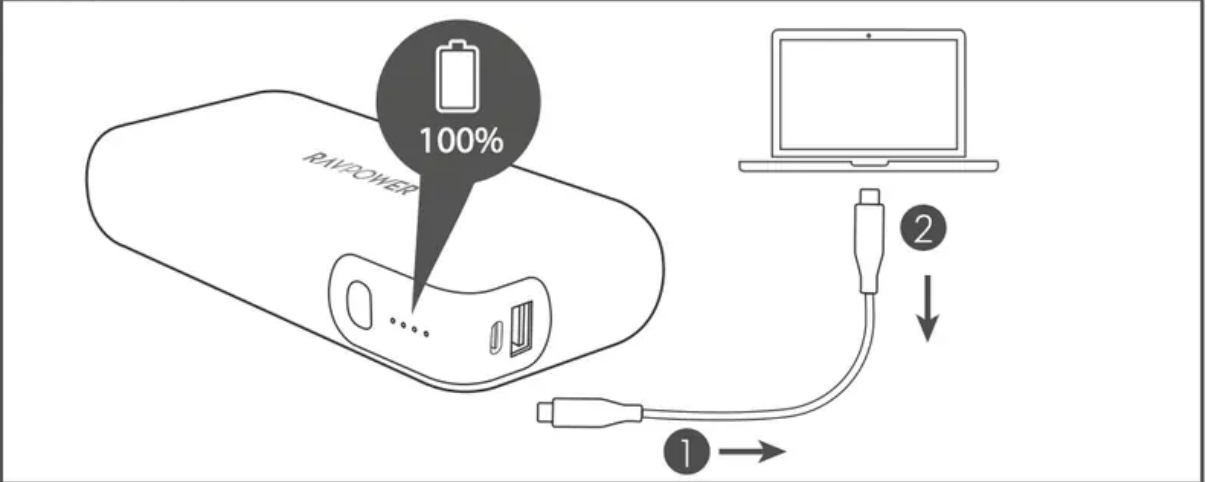
1. Charge the power bank via the the PD Port.
2. The LED indicators will light up progressively.

Note: Unplug the charging cable when charging has completed.

1 

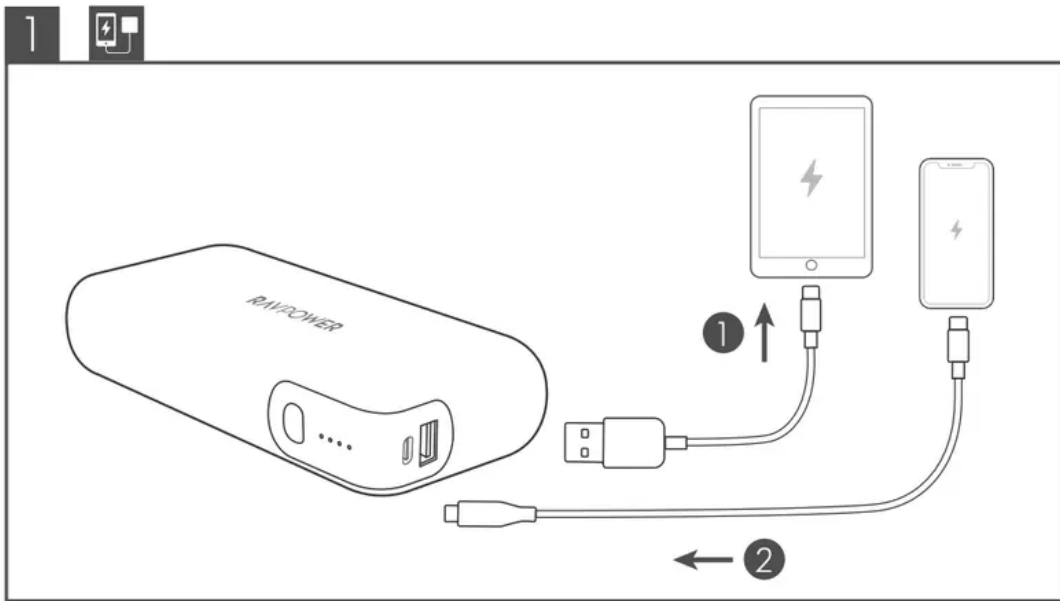


2 



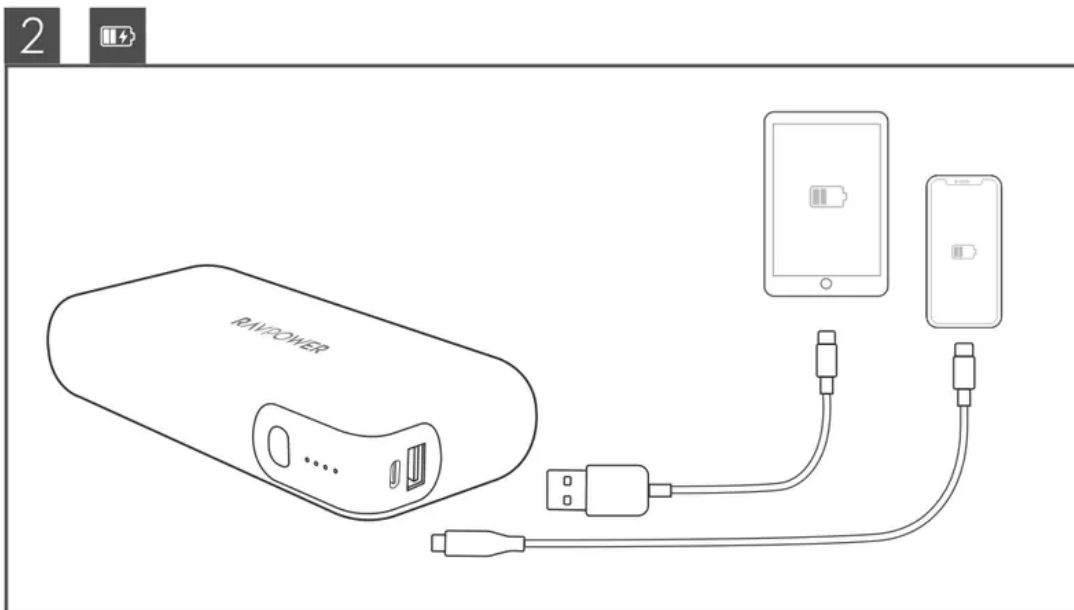
Charging Your Device

1. Connect your device to the power bank via the iSmart or PD port accordingly.



2. Charging will start automatically.

Note: Unplug the charging cable when charging has completed.



Caution:

- Use RAVPower original or authorized cable only.
- Recharge the power bank once every six months when not in use.
- Keep away from liquids. Stop using if it is wet to avoid fire hazards, battery leakage, electric shock or explosion.
- Keep away from high temperatures.
- Never try to dismantle, repair or refit this unit by yourself.

- Do not knock this product. Avoid dropping.
- Do not clean this unit with soap or other detergent to avoid damaging.
- Stop using immediately if deformation, breakage, overheating or abnormal odor occurs.
- Keep away from flammables, smoke and heat surface.
- Keep out of reach of children.
- Dispose this product as per local law and regulations.

Warning

This content is compiled from multiple sources and is provided for reference purposes only. It may not be complete or fully applicable to all situations. If you are unable to resolve your issue, please contact the product manufacturer or an authorized service provider for official support.