


User Manual for Indoor/Outdoor Bluetooth Weather Proof Loud Speakers

For models: PDWRS1BTWT,PDWRS52BTBK,PDWR61BTWT,PDWR62BTBK


PACKAGE CONTENTS

This package includes:

- 1 Main Speaker
- 1 Pairing Speaker
- 1 Speaker AC Adapter
- 1 Speaker Cable



Main Speaker



Pairing Speaker



Speaker AC Adapter

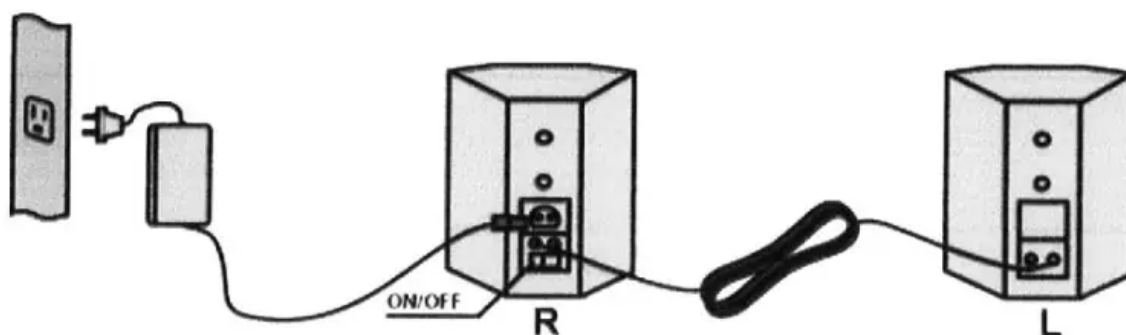


Speaker Cable

FEATURES



METHOD OF USE

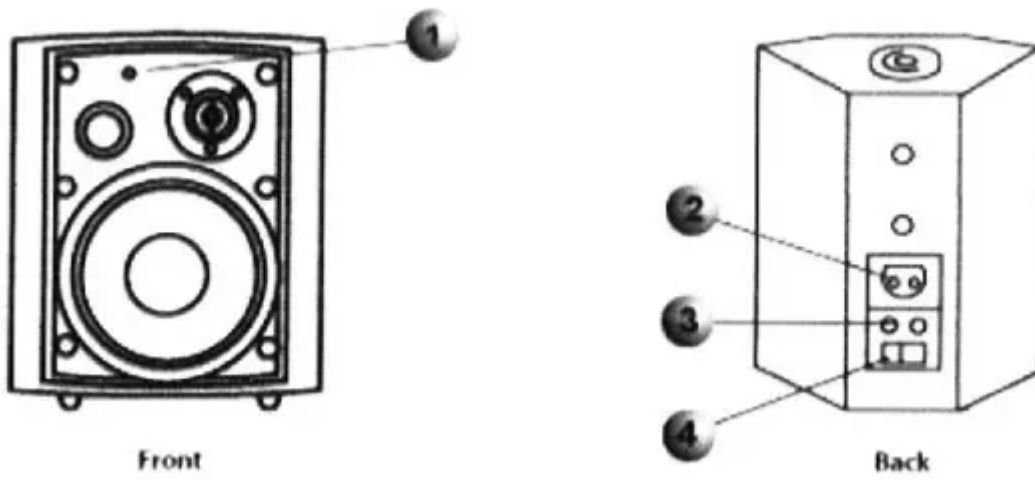


INITIAL SET-UP

- Turn ON Iphone, Android, or Other Bluetooth Device


- Open the Bluetooth Function
- Search Bluetooth Device: Bluetooth network name "Pyle Audio"
- Pairing - Enter Password: 0000
- Play Music via Android or Tunes
- Control Volume via Bluetooth Device and Enjoy
- 110V/ 240V

WIRING




1. LED
2. DC IN
3. RIGHT SPEAKER OUTPUT
4. ON/OFF

CONSTRUCTION



5" / 6.5" Indoor/Outdoor Weatherproof Patio Speaker





FAQ

Can you use these speakers without a receiver and do Bluetooth only? Or do u have to have a receiver?

- They either connect to your phone/device via Bluetooth or 1/8 cable. No receiver is necessary.

How you trigger a Bluetooth connection? Is there a pairing button?

- First turn the power on the speaker Go to the Bluetooth settings on your phone the speaker should show up as a new device. See manual for the code (0000) it should pair.

Can I connect this unit to Television?

- Yes for Bluetooth speaker it has already with AUX input. On the rear of the active speaker so it can use to AUX cable to connect with and play music from the TV.

Is there an easier way to connect the speaker's wires?

- You can use "banana plug with wires" it will more easy and fast to plug the connector from the speaker terminals.

Is there an easier way to connect the speaker's wires?

- You can use a banana plug with wires it will more easy and fast to plug the connector from the speaker terminals.

Warning

This content is compiled from multiple sources and is provided for reference purposes only. It may not be complete or fully applicable to all situations. If you are unable to resolve your issue, please contact the product manufacturer or an authorized service provider for official support.

Document generated by [ManualsFile](#)

