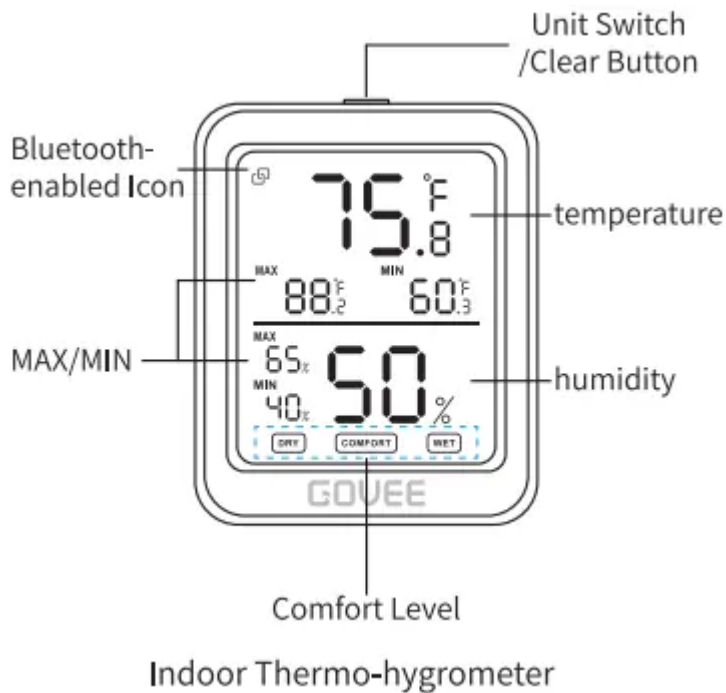


At a glance



Indoor Thermo-hygrometer

Unit Switch/Clear Button

Tap to switch temp unit to °C/°F on LCD screen. Press and hold for 3 seconds to clear MAX and MIN records for temp and humidity.

MAX/MIN

Maximum/Minimum temp and humidity readings in the past.

Comfort Level

DRY	Humidity is below 30%.
COMFORT	Humidity is between 30% - 60%, while temp is 20°C - 26°C.
WET	Humidity is above 60%.
Elsewise	No icon.

Bluetooth-enabled Icon

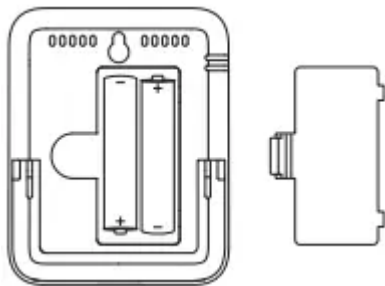
Display	Bluetooth is connected
Not shown	Bluetooth isn't connected.

Specification

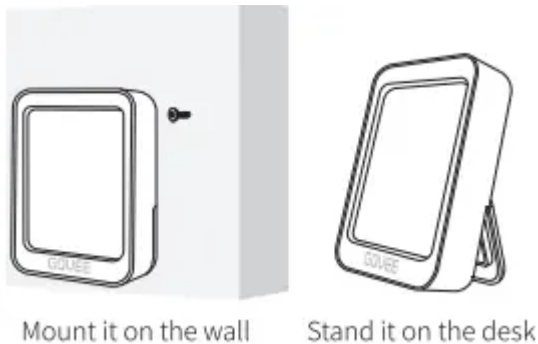
Accuracy	Temp: $\pm 0.3^{\circ}\text{C}$ Humidity: $\pm 3\%$
Operating Temp	$0^{\circ}\text{C} - 50^{\circ}\text{C}$ ($32^{\circ}\text{F} - 122^{\circ}\text{F}$)
Operating Humidity	0% - 99%
Bluetooth-enabled Distance	50m/164ft (No obstacles)

Installing Your Device

1. Place in the battery (Make sure the electrode direction match is correct).



2. Install.



Downloading the Govee HomeApp

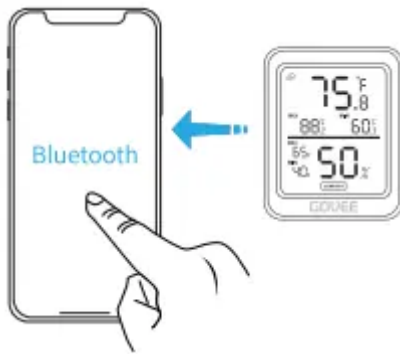
Download the GoveeHome app from the App Store (iOS devices) or Google Play (Android devices).

A smart phone or tablet running IOS 9.3 (or above) or Android 4.3 (or above).



Connecting to Bluetooth

1. Turn on Bluetooth in your phone and get close to the thermo-hygrometer (Location Services/GPS should be turned on for Android users).

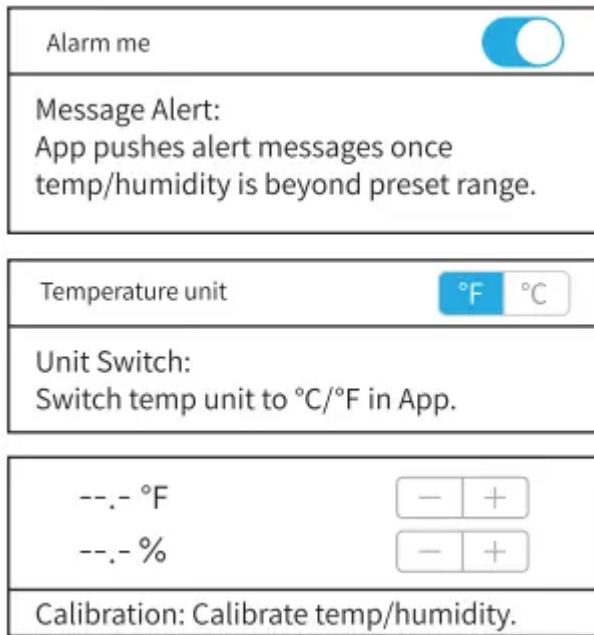


2. Open Govee Home, tap "+" icon at the top right corner and select "H5075".
3. Follow instructions in App to complete connecting.
4. It shows Bluetooth-enabled icon on LCD screen after successful connection.



5. Please check the above steps and try again if connection fails.

Using the Thermohygrometer with Govee Home



Troubleshooting

1. Incomplete readings showing on LCD screen.

- Check whether the battery compacity is low or battery installation is incorrect.
- Make sure it works within range of operating temp and humidity.
- Avoid falling from high places.

2. Cannot manage the device with App.

Make sure your phone is within Bluetooth-enabled range.

3. Data in App cannot be refreshed.

- Check whether Bluetooth in your phone is turned on.
- Keep your phone close to the thermo-hygrometer.

4. No/Delayed message alerts in App.

- Make sure Bluetooth in your phone is turned on.
- Check whether Govee Home is allowed in your phone.

Warring

- Keep the device work within range of operating temp and humidity.
- Please take out the battery if you don't use it for a longtime.
- Don't disassemble the device privately.

Warning

This content is compiled from multiple sources and is provided for reference purposes only. It may not be complete or fully applicable to all situations. If you are unable to resolve your issue, please contact the product manufacturer or an authorized service provider for official support.

Document generated by [ManualsFile](#)