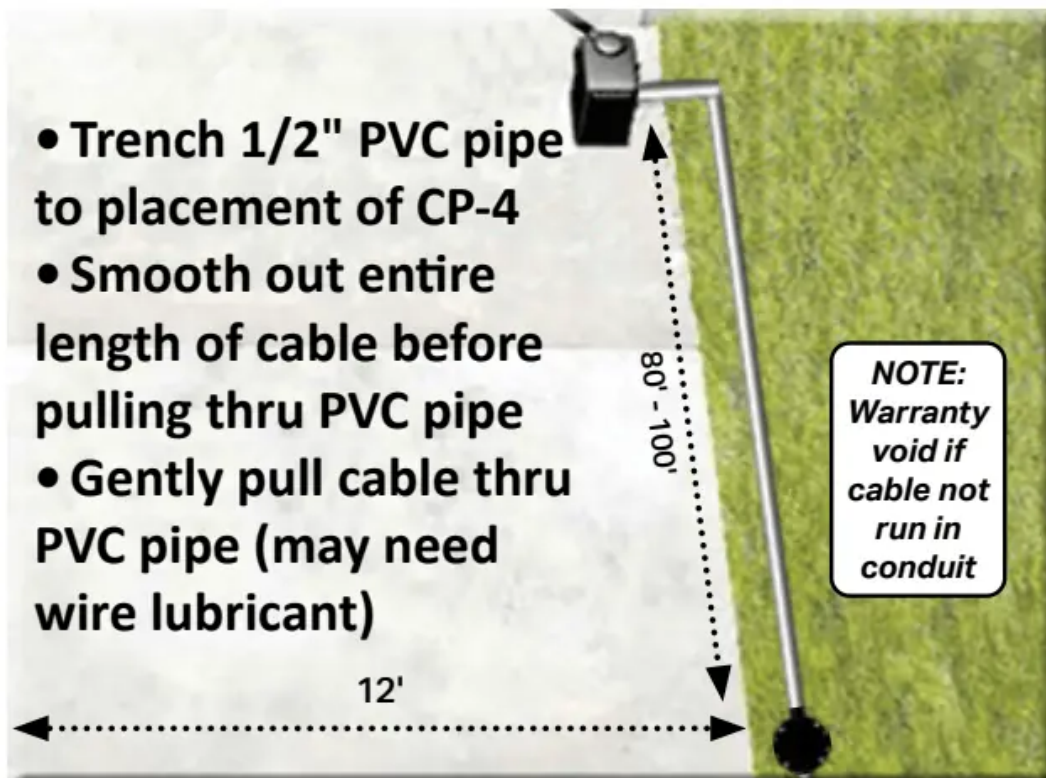


SERIAL NUMBER

There is a barcode serial number on the bottom of "puck" and on the product box. When calling to talk about your product, please have this number handy.



TRENCH PIPE & CABLE



CONDUIT & SLIP JOINT








After pulling cable through plastic conduit, insert conduit inside slip joint on "puck."

DO NOT GLUE (to un-install later, if needed).

CONNECT TO GATE

CP-4 works with all gate operators-powered or solar, single or dual free exit terminals.

DUAL EXIT TERMINAL		SINGLE EXIT TERMINAL	
	RED → POWER +	RED	→ POWER +
	BLACK → POWER -	BLACK	→ GND or COM
	WHITE → COMMON	WHITE	
	BLUE → EXIT N.O.	BLUE	→ FREE EXIT or OPEN TERMINAL
	YELLOW → EXIT N.C.		

VOLTAGE	CURRENT
8-24 VAC	Standby: 30-70 μ A
8-30 VDC	Alarm: 40-60 mA

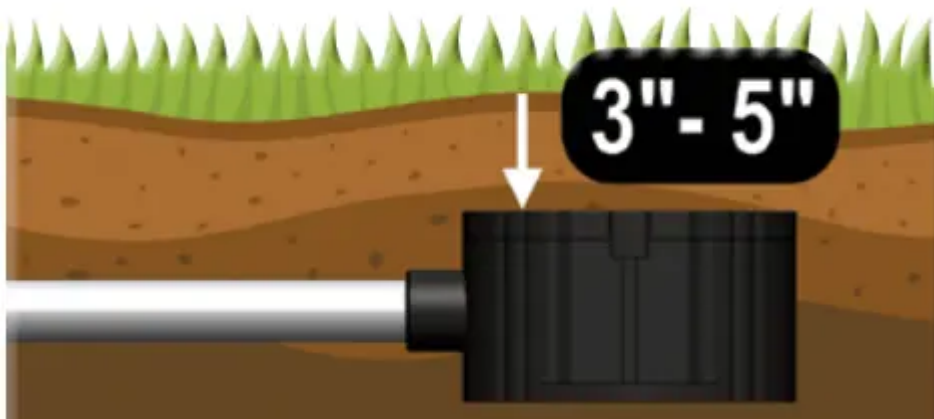
TEST SENSITIVITY

NOTE: IN MOST CASES DO NOT ADJUST SENSITIVITY OR REMOVE LID.

SENSITIVITY ADJUSTMENT	
HIGH (Default) Detects vehicle going 5 MPH 12-14' away 1 & 2 in OFF position	
MEDIUM Detects vehicle going 5 MPH 6-8' away 1 ON & 2 OFF position	
LOW Detects vehicle going 5 MPH 2-3' away 1 & 2 in ON position	

Note: Dip switch color may vary

BURY CONDUIT & "PUCK"



Test unit with gate by swinging steel over puck (or driving vehicle by). If it opens the gate correctly, finish installation by burying conduit and puck 3-5" below surface.

OTHER INSTRUCTIONS

- * CP-4 may be installed above ground by screwing "puck" directly to an immovable post or building
- * If installed above ground, use conduit to mechanically protect cable (animals will eat)
- * Car should be going at least 5 MPH at sensor to be detected

Install CP-4 at least:

- 6-10 feet away from buried power, telephone, or invisible dog fence

- 10 feet away from natural gas lines
- 20 feet away from power pole with a transformer
- 100 feet back from railroad traffic
- 200 feet away from high power substation power lines
- 80-100 feet back from gate operator

Technical Specifications	
Power Required	8-24 VAC or 8-30 VDC
Stand-By Current	30-70 Microamps (mA)
Alarm Current	30-40 Milliamps (mA)
Relay Time	2-3 seconds
Relay Contacts	SPDT, floating, N.O. or N.C (From C)
Relay Contacts Rating	1 amp/24 VDC (1 mA at 5 VDC min. load)
Enclosure Rating	IP67
Strength Rating	9.53 ton-force 8646 kgf
Temperature Range	-25oF. - +140oF. -32oC. - -60oC.
Dimensions	4.5 in. dia. x 2.5 in. high
Weight	5 lbs. with 100 ft. cable

RETURNING MERCHANDISE

CONSUMER: Contact your installer

INSTALLER: CALL BEFORE DIGGING UP



Call (717) 532-0033, option 1 to troubleshoot and receive a Return Merchandise Authorization (R.M.A.) number. Write R.M.A. number on return shipping box and any correspondence included with defective product.

DISTRIBUTOR: Send installers directly to Cartel I, using 717-532-0033, option 1 as phone number.

5 YEAR WARRANTY



All Cartell products are warranted against defects in material and workmanship for five years. This warranty does not cover defects caused by, but not limited to: acts of God, improper installation, abuse, fire damage, electrical surges, integrated system failures, improper lid/gasket installation, and damage to cable (if applicable) caused by slicing, pulling, tangling, improper splicing or not running in non-metallic conduit.

CONTACT INFORMATION

TECH SUPPORT	717-532-0033, option 1
RMA's	717-532-0033, option 1
SHIPPING	717-532-0033, option 2
ACCOUNTING	717-532-0033, option 3
INSIDE SALES	717-532-0033, option 4
EMAIL	<u>info@cartell.com</u>
ORDERING (Distributors only)	<u>orders@cartell.com</u>
ADDRESS	510 West King Street Shippensburg, PA 17257

Warning

This content is compiled from multiple sources and is provided for reference purposes only. It may not be complete or fully applicable to all situations. If you are unable to resolve your issue, please contact the product manufacturer or an authorized service provider for official support.