
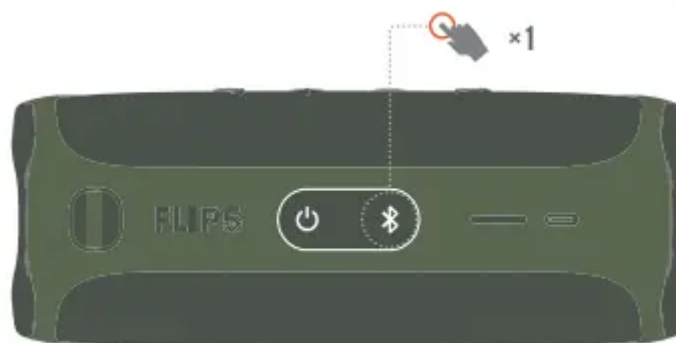


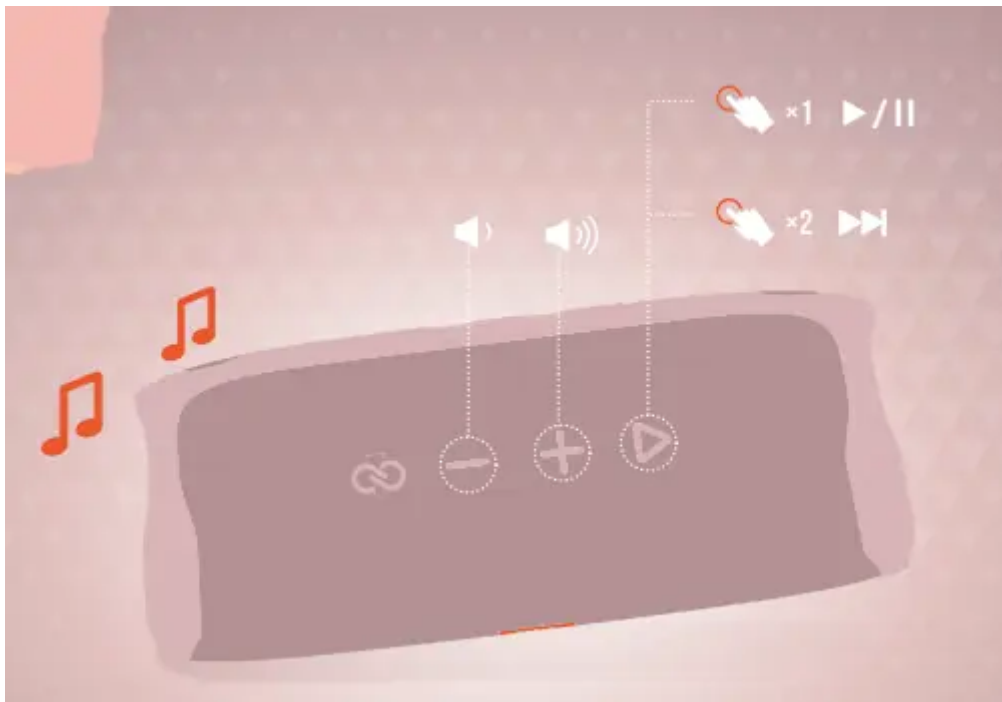
WHAT THE IN BOX



Bluetooth pairing



Play



Party boost

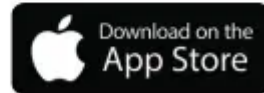


APP



JBL CONNECT

USE THE JBL CONNECT APP FOR SPEAKER CONFIGURATION AND SOFTWARE UPGRADE.



Charging



WATERPROOF IPX7



Tech Spec

Bluetooth version : 4.2

Support: A2DP V1.3, AVRCP V1.6

Transducer: 44 x 80mm

Rated power: 20W RMS

Frequency response: 65Hz – 20kHz

Signal-to-noise ratio: > 80dB

Battery type: Lithium-ion Polymer 17.28Wh (Equivalent to 3.6V, 4800mAh)

Battery charge time: 2.5 hours (5V/3A)

Music playtime: up to 12 hours (varies by volume level and audio content)

Bluetooth® transmitter power: 0 – 11dBm

Bluetooth® transmitter frequency range: 2.402 – 2.480GHz

Bluetooth® transmitter modulation: GFSK, $\pi/4$ DQPSK, 8DPSK

Dimension (W × D × H): 181 x 69 x 74mm

Weight: 540g



TO PROLONG BATTERY LIFESPAN, FULLY CHARGE AT LEAST ONCE EVERY 3 MONTHS. BATTERY LIFE WILL VARY DUE TO USAGE PATTERNS AND ENVIRONMENTAL CONDITIONS. Do not expose the JBL Flip 5 to liquids without removing cable connection. DO NOT EXPOSE JBL Flip 5 TO WATER WHILE CHARGING. IT MAY RESULT IN PERMANENT DAMAGE TO THE SPEAKER OR POWER SOURCE.

When using external adapter, the output voltage/current of the external adapter should not exceed 5V/3A.

Bold sound for every adventure

Take your tunes on the go with the powerful JBL Flip 5. Our lightweight Bluetooth speaker goes anywhere. Bad weather? Not to worry. With its waterproof design, you can rock out to our signature sound rain or shine. Move more. Pair two JBL PartyBoost-compatible speakers together for stereo sound or link multiple speakers to create a bigger party. Enjoy more than 12 hours of play time for your favorite music. Stand it vertical or horizontal and be bold with your choice of 11 vibrant colors

Bluetooth Troubleshooting

How to avoid Bluetooth interference/interruptions:

Always have a clear line of sight between your Bluetooth device (speaker, headphones, etc.) and source device

(Smartphone/tablet/PC, etc). Be aware of obstacles in front of your devices.

Try to shutdown products that have Bluetooth, but not are not being used. They are often the reason for interference even though they are not being used.

Do not stand too close to your Wi-Fi router since a Wi-Fi signal is stronger and in many cases will "overlap" the connection.

Be aware of walls around you. Concrete and brick walls will often interrupt the signal, as it cannot pass through such thick walls.

Bluetooth signals cannot travel through water, which includes the human body. Make sure with Wireless Headphones to keep your Source device and the receiver on the same side of your body.

Open spaces such as parks can cause issues for your devices, as open air is "bad" for any Bluetooth signal if it cannot reflect from objects around you.

Pairing issues with a Smartphone or Tablet:

First, try to restart the Bluetooth connection on your source device (Smartphone/tablet/PC) by switching Bluetooth off and on again with a short pause in between.

"Forget" (remove) the previously paired connection (on your smartphone/tablet/PC) in your Bluetooth settings if you had once paired with our product.

Try to restart the source device(Smartphone/tablet/PC) by powering it off and on again, and after restarting try to establish a Bluetooth connection to your product.

If the above does not work, then try to restart your product (Portable speaker, Headphone) by turning it off and on again.

Press and hold down the Bluetooth button on your device (Portable speaker, Headphones) to initiate pairing mode again.

Go into the Bluetooth settings on your Smartphone/tablet or PC to start the pairing process.

You should now have a successful pairing with our device, but if you are still experiencing issues then contact us again.

Pairing issues with a Computer or PC:

In most cases when a Computer/PC/Laptop has issues connecting to a Bluetooth device (Portable speaker, Headphones, Active speakers), it's caused by your Computer/PC/Laptop's Bluetooth driver (software).

The driver (software) should support the following Bluetooth protocols, to be able to play music/sounds from your Computer/PC/Laptop:

A2DP (Advanced Audio Distribution Profile) driver for your Computer/PC/Headphones to transfer music.

AVRCP (Audio/Video Remote Control Profile) driver to send skip/forward/pause/play music to your device

Always get the latest driver version available for your Computer/PC/Laptop.

To download the correct driver (software), visit the manufacturer's website of your Computer/PC/Laptop. They usually have a "Support/Download" section where you can find the correct driver. Otherwise, contact their support.

The standard drivers provided by Microsoft/Windows systems are often not correct, and will result in error messages (such as having to enter a PIN code), or pairing not working

What is Bluetooth technology?

Bluetooth technology is a wireless technology that exchanges data (Music etc.) over short distances from a mobile device.

Bluetooth range depends on your surroundings (reflection from objects) and what chipset is being used (some can go 1 meter, 10 meters or 100 meters).

Our Bluetooth devices typically supports up to 10 meter distance from the source device.

Explaining the different Bluetooth profiles used in our devices:

Many of our Bluetooth devices have a specification sheet like Bluetooth Profiles Supported: A2DP v1.5/AVRCP v1.6. These are the protocols that a specific Bluetooth speaker or Headphone device is compatible with. This might look too technical for some customers, but all you need to know is that Bluetooth Speakers and Headphones they are the only ones with these profile that you need to be aware of:

A2DP – A2DP stands for 'Advanced Audio Distribution Profile' and is a Bluetooth protocol that allows mobile users to stream high quality (stereo or mono) audio wirelessly. If you want to listen to your music on a pair of Bluetooth headphones or speakers, both devices need to support this.

AVRCP – AVRCP stands for 'Audio/Video Remote Control Profile' and controls remote functions such as pause/start/skip/forward.

HSP – HSP stands for 'Headset Profile' and is a Bluetooth profile to enable a two-way wireless Headphone to be used with a Bluetooth smartphone. In our Headphones this is one of the most common Bluetooth profiles and supports simultaneous two-way (full-duplex) audio, but it does not support stereo audio.

HFP - HFP Stands for 'Hands Free Profile'. This profile provides the same abilities as HSP does, but adds abilities such as redial last number called, voice dialing and call waiting.

Note for HSP and HFP:

You can also use it with devices other than phones, like your Computer/PC with a Bluetooth Headphone that could be used with a Bluetooth-enabled PC and VoIP software to place an Internet phone call (NOTE: some PC software requires different drivers for specific purposes like SKYPE - Always refer to the manufacturer of the PC/Laptop for help with setting this up).

Warning

This content is compiled from multiple sources and is provided for reference purposes only. It may not be complete or fully applicable to all situations. If you are unable to resolve your issue, please contact the product manufacturer or an authorized service provider for official support.

Document generated by [ManualsFile](#)

