

QUICK SETUP GUIDE Mobile Battery Pack

For: NS-MB8002, NS-MB8002-C, NS-MB10002 , NS-MB10002-C, NS-MB12002, NS-MB12002-C, NS-MB15002, NS-MB15002-C.

PACKAGE CONTENTS

- Mobile battery pack
- Micro USB charging and sync cable
- Quick Setup Guide

Before using your new product, please read these instructions to prevent any damage.

SAFETY INFORMATION/CAUTION

- Do not expose your mobile battery pack to heat, fire, or water.
- Do not modify, disassemble, open, drop, crush, puncture, or shred the internal battery.
- This is not a toy. Young children should be supervised to make sure that they do not play with the mobile battery.
- Do not charge electronic devices while the battery pack is recharging.
- Recharge the mobile battery before use if it has not been used for more than 90 days.
- Risk of fires and burns. Do not open, crush, heat above 140°F (60°C), or incinerate. Follow the manufacturer's instructions.
- Operation environment temperature: 32~104°F (0~40°C).

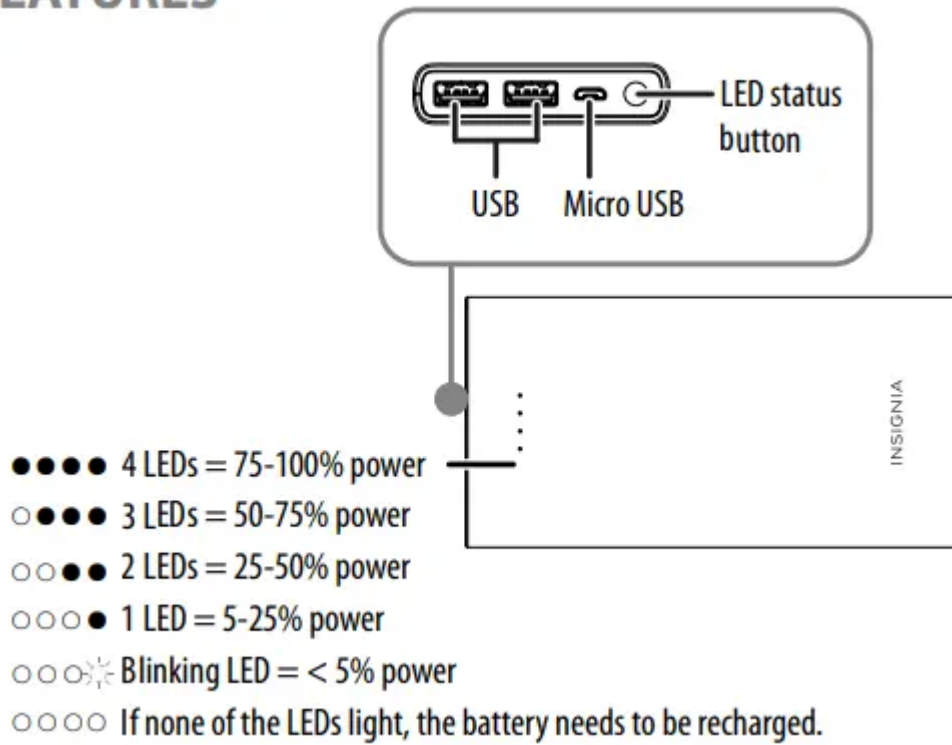
This product is safe for regular use under normal conditions. As with any device using electrical power, some situations may be unsafe and injuries or damages could result. To minimize or avoid unsafe conditions, read and follow the instructions before using.

COMPATIBILITY

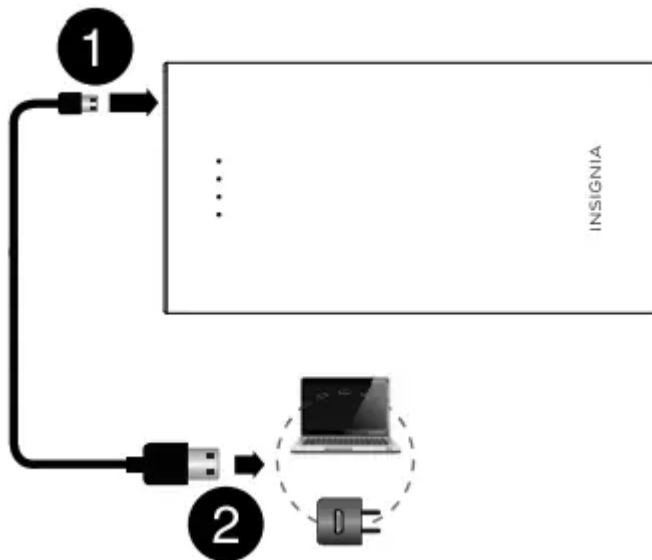
- Compatible with most mobile devices, including iPhones.
- If your device requires a different connector, use the cable that came with your device.

FEATURES

FEATURES



CHARGING YOUR MOBILE BATTERY



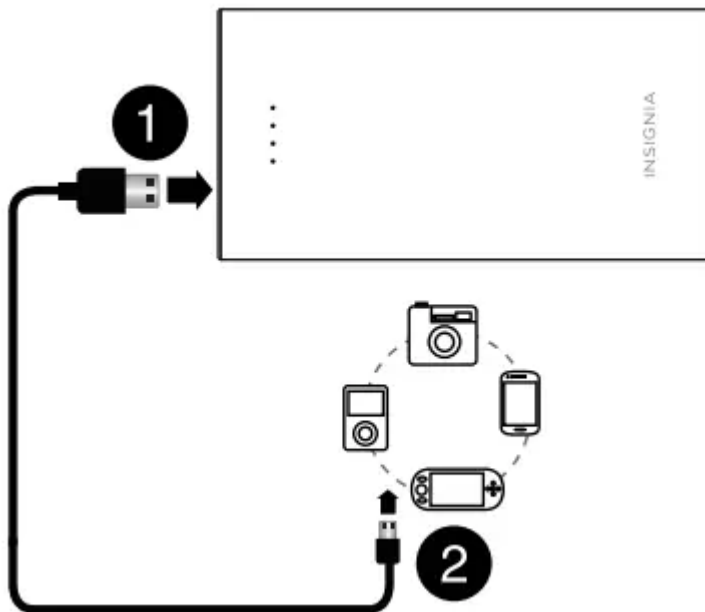
Fully charge your mobile battery before using it for the first time. This will take about four hours.

1 Plug the small end of the USB cable into the mobile battery's micro USB port.

2 Plug the other end into a standard USB port on your computer, vehicle charger, or wall charger (not included). The mobile battery automatically begins charging and the blue LED turns on.

Note: All four LEDs turn on when the mobile battery is fully charged.

CHARGING YOUR DEVICES



1 Plug the large end of the USB cable into the mobile battery's USB port.

2 Plug the other end into your device. The mobile battery automatically begins charging your device.

Notes:

- If your device requires a different connector than the one provided, use the cable that came with your device.
- If you connect two USB devices, 2.1A power is shared between the two ports. If your device does not charge fast enough, disconnect the second USB device.

Specification

Model	NS-MB8002	NS-MB10002	NS-MB12002	NS-MB15002
Input	5V, 2A	5V, 2A	5V, 2A	5V, 2A
Output	5V, 2.1A (total)	5V, 2.1A (total)	5V, 2.1A (total)	5V, 2.1A (total)
Capacity	8000 mAh	10000 mAh	12000 mAh	15000 mAh

LEGAL NOTICES FCC

Statement This equipment has been tested and found to comply with the limits for a Class B digital device, pursuant to part 15 of the FCC Rules.

These limits are designed to provide reasonable protection against harmful interference in a residential installation. This equipment generates, uses, and can radiate radio frequency energy and, if not installed and used in accordance with the instructions, may cause harmful interference to radio communications. However, there is no guarantee that interference will not occur in a particular installation. If this equipment does cause harmful interference to radio or television reception, which can be determined by turning the equipment off and on, the user is encouraged to try to correct the interference by one or more of the following measures:

- Reorient or relocate the receiving antenna.
- Increase the separation between the equipment and receiver.
- Connect the equipment into an outlet on a circuit different from that to which the receiver is connected.
- Consult the dealer or an experienced radio/TV technician for help. This device complies with Part 15 of the FCC Rules. Operation is subject to the following two conditions: (1) this device may not cause harmful interference, and (2) this device must accept any interference received, including interference that may cause undesired operation.

FCC Caution Changes or modifications not expressly approved by the party responsible for compliance could void the user's authority to operate the equipment.

ICES Statement CAN ICES-3 (B)/NMB-3 (B)

ONE-YEAR LIMITED WARRANTY

Visit www.insigniaproducts.com for details.

CONTACT INSIGNIA

For customer service, call 877-467-4289 (U.S. and Canada) or 01-800-926-3000 (Mexico)

www.insigniaproducts.com

INSIGNIA is a trademark of Best Buy and its affiliated companies Distributed by Best Buy Purchasing, LLC 7601 Penn Ave South, Richfield, MN 55423 U.S.A. ©2017 Best Buy. All rights reserved Made in China

Warning

This content is compiled from multiple sources and is provided for reference purposes only. It may not be complete or fully applicable to all situations. If you are unable to resolve your issue, please contact the product manufacturer or an authorized service provider for official support.

Document generated by [ManualsFile](#)

