

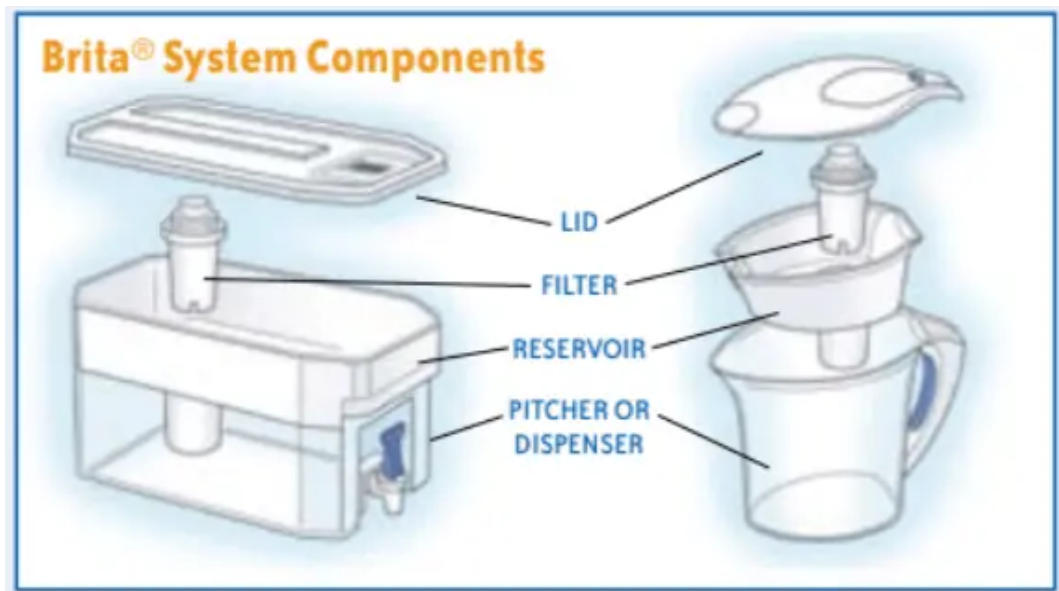
1. Your Brita® System

Thank you for choosing Brita®, the world's #1 brand of household water filtration.

The Brita® patented and certified water filtration systems turn ordinary water into healthier, great-tasting drinking water. Just follow the easy instructions in this booklet to quickly get started using your Brita® pitcher/dispenser system.

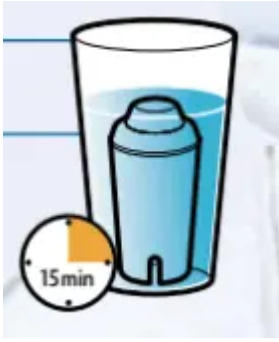
To find out more about Brita, visit our website at www.brita.com. While you are there, sign up to receive special offers and healthy living tips.

To register your system and to find more information on our other products, visit us at: www.brita.com




2. Getting Started

- Wash your hands with soap and water; then remove filter from filter bag. *NOTE: It is normal for a new filter to be wet when first opened. Filters are washed during manufacturing to prevent them from drying out.*
- Soak filter upright in cold water for 15 minutes.
- Hand-wash pitcher/dispenser, lid and reservoir with a mild detergent. Do not use abrasive cleaners. Rinse well.



TIP: Hand-wash pitcher/dispenser, lid and reservoir periodically. Do not wash in dishwasher. For best results cleaning chrome pitcher lids, wipe with a soft sponge soaked in a solution of one teaspoon of vinegar in a cup of water.

- Rinse filter under cold, running tap water for a few seconds.
- Insert filter into reservoir by lining up groove in filter with notch in reservoir. Press firmly to ensure a tight seal. Fill the reservoir with cold tap water.* Discard your first two pitchers of filtered water (or first dispenser), or use this water for plants. It is normal for carbon dust to appear in your first fillings.



For healthier, great-tasting water, replace your filter after 40 gallons/151 liters (about 2 months for the average family).

**Hot water should not be used with the Brita® Pitcher Filter (Max. 85°F/29°C – Min. 32°F/0°C).*

3. The Brita Filter

For best results when filling pitcher/dispenser reservoir, pour tap water on the side of the reservoir rather than directly on top of the filter. Allow water to filter completely before pouring or refilling reservoir.

The Brita Filtration System



- Advanced Filtration with Activated Carbon and Ion Exchange Resin
- Reduces Contaminants: Lead*, Copper, Mercury, Cadmium
- Reduces Chlorine (Taste and Odor)

For maximum efficiency, filter no more than 2 gallons (7.5 liters) daily.

**Based on independent laboratory testing.*

The contaminants or other substances removed or reduced by this water treatment device may not be in all users' water.

4. Filter Change Indicator

Changing your filter regularly ensures that you have clear, refreshing, healthier, great-tasting water. The Electronic Filter Change Indicator and Calendar Minder™ make it easy to know when 2 months* have passed. Reset your filter change indicator each time you replace your filter.

Electronic Filter Change Indicator (Smart Pitchers Only)

- 1. Press firmly and hold the start button down for 5 to 10 seconds.
- 2. As you hold down the button, 4 bars will appear in the display, one after the other. Do not release the start button until the 4 bars appear and start to flash. If you have difficulty pressing the start button, a capped ballpoint pen may be used to press the button down.



- 3. A small flashing dot in the lower right corner of the display shows the indicator is working.



- 4. Every 2 weeks a bar automatically disappears. When only 1 bar remains, make sure you have a new filter on hand.
- 5. After 2 months (when all bars have disappeared), an arrow will flash at the top of the display reminding you to change your filter. After changing your filter, reset your indicator by following the steps above.



The filter change indicator contains a non-replaceable sealed battery designed to last 5 years, depending on usage. After 5 years the pitcher is still functional, but the electronic filter change indicator will eventually stop working.

Calendar Minder™ (Pitchers with Calendar Minder™ Only)

1. Insert a new filter.
2. Set filter indicator to closest date 2 months from now.

3. On the date indicated, remove your filter and repeat steps 1 and 2.

Built-in Calendar Minder™ makes it easier to remember when to change your filter.



Any questions? Visit us at www.brita.com or call 800-24 BRITA (U.S.A.) 800-387-6940 (CANADA).

5. Remember...

Change your filter about every 2 months for healthier, great-tasting water!*

- The Brita® Pitcher Filter is not intended to purify water. Do not use with water that is microbiologically unsafe or of unknown quality without adequate disinfection before or after the system. Individuals requiring water of special microbiological purity should follow the advice of their doctor or local health officials regarding the use and consumption of their tap water and Brita® water.
- We recommend that you store your Brita® system in the refrigerator to get cold, great-tasting water. If you would like to keep your Brita® system outside of the refrigerator, we recommend that you keep it in a cool area that is not in direct sunlight and replace any filtered water that has been left sitting for several days or more. This will help make sure you get refreshing, great-tasting Brita® water.
- It is important that the bottom of the filter be in contact with the filtered water to prevent the filter from drying out. If the filter dries out, resoak for 15 minutes.

Brita® Water Filtration Pitchers/Dispensers Models

- Classic – Model # OB01/OB03
- UltraMax – Model # OB24/OB03
- Deluxe – Model # OB26/OB03
- Atlantis – Model # OB32/OB03
- Grand – Model # OB36/OB03
- Slim – Model # OB11/OB03
- Space Saver – Model # OB21/OB03
- Riviera – Model # OB35/OB03
- Aqualux – Model # OB37/OB03
- Chrome – Model # OB39/OB03

- Pacifica™ – Model # OB41/OB03
- Cobalt – Model # OB42/OB03
- Vintage – Model # OB43/OB03

Systems tested and certified by the WQA against NSF/ANSI Standards 42 and 53 for the reduction of the claims specified on the Performance Data Sheet.

You'll be pleased to know that we offer a 30-day unconditional money-back guarantee! Thank you again for your trust in Brita.

Still have questions? Or to locate retailers: Visit www.brita.com or call U.S.A. 1-800-24-BRITA, CANADA 1-800-387-6940.

Brita LP

1221 Broadway
Oakland, CA 94612

Brita Canada Corporation

150 Biscayne Crescent
Brampton (Ontario) L6W 4V3

**Filter should be replaced after 40 gallons/151 liters (about 2 months for the average family). You may need to change your filter more or less often depending on the amount of water you consume.*

PERFORMANCE DATA SHEET

IMPORTANT NOTICE: Read this Performance Data Sheet and compare the capabilities of this unit with your actual water treatment needs. It is recommended that, before purchasing a water treatment unit, you have your water supply tested to determine your actual water treatment needs.



NSF/ANSI Standard 53 – Health Effects



| SUBSTANCE | REDUCTION | | | TESTING PARAMETERS | | | U.S. EPA Level*/NSF Maximum Permissible Product Water Concentration |
|-----------|----------------------------------|---|---------------------------|-------------------------------------|------------|-----|---|
| | Influent Challenge Concentration | Filter Effluent | Percent Reduction | Alkalinity (ppm CaCO ₃) | Temp. (°C) | pH | |
| Lead† | 150 ppb 150±15 ppb | Actual: 3.0 ppb NSF Target: 6.0 ppb | Avg: 98% Min: 96% | 17 | 22 | 6.3 | 15 ppba/10 ppb |
| Lead† | 150 ppb 150±15 ppb | Actual: 2.8 ppb NSF Target: 6.5 ppb | Avg: 98% Min: 95.7% | 100 | 21 | 8.4 | 15 ppba/10 ppb |
| Copper | 3.0 ppm 3.0±0.3 ppm | Actual: 0.12 ppm NSF Target: 0.30 ppm | Avg: 96% Min: 90% | 23 | 23 | 6.7 | 1.3 ppma |
| Copper | 3.2 ppm 3.0±0.3 ppm | Actual: 0.62 ppm NSF Target: 0.83 ppm | Avg: 80% Min: 74% | 120 | 19 | 8.7 | 1.3 ppma |
| Mercury | 6.0 ppb 6±0.6 ppb | Actual: 0.2 ppb NSF Target: 0.2 ppb | Avg: 96% Min: 89% | 15 | 21 | 6.6 | 2 ppb |



| | | | | | | | |
|----------------|------------------------------|--|------------------------------|------------|-----------|------------|--------------|
| Mercury | 5.9 ppb 6±0.6 ppb | Actual: 0.2 ppb NSF Target: 0.6 ppb | Avg: 95% Min: 93% | 110 | 22 | 8.5 | 2 ppb |
| Cadmium | 30 ppb 30±3 ppb | Actual: 1.3 ppb NSF Target: 2.0 ppb | Avg: 95% Min: 93% | 20 | 21 | 6.5 | 5 ppb |
| Cadmium | 30 ppb 30±3 ppb | Actual: 2.0 ppb NSF Target: 4.8 ppb | Avg: 93% Min: 84% | 130 | 22 | 8.6 | 5 ppb |



NSF/ANSI Standard 42 – Aesthetic Effects

| SUBSTANCE | REDUCTION | | | TESTING PARAMETERS | | | U.S. EPA Level*/ NSF Maximum Permissible Product Water Concentration |
|-----------|----------------------------------|---|----------------------|-------------------------------------|------------|-----|---|
| | Influent Challenge Concentration | Filter Effluent | Percent Reduction | Alkalinity (ppm CaCO ₃) | Temp. (°C) | pH | |
| Chlorine | 2.0 ppm 2±0.2 ppm | Actual: 0.07 ppm NSF Target: 0.12 ppm | Avg: 96% Min: 94% | N. A. | 23 | 7.4 | N. A./50% ^d |
| Zinc | 10 ppm 10±1 ppm | Actual: 3.4 ppm NSF Target: 4.4 ppm | Avg: 66% Min: 56% | 22 | 18 | 7.4 | N. A./5 ppm |

†Based on independent laboratory testing.

These systems have been tested according to NSF/ANSI 42 and 53 for reduction of the substances listed. The concentration of each of the indicated substances in water entering the systems was reduced to a concentration less than or equal to the permissible limit for water leaving the systems, as specified in NSF/ANSI 42 and 53.

**The U.S. EPA Levels are Maximum Contaminant Levels (MCLs) and are the same as the NSF Maximum Permissible Product Water Concentrations listed in NSF/ANSI Standards 42 and 53 unless noted otherwise.*

Footnotes:

a U.S. EPA Action Level

b Health Canada Maximum Acceptable Concentration (MAC)

c Health Canada Aesthetic Objective (AO)

d NSF/ANSI Standard 42 reduction requirement

N.A. = Not applicable

Important Usage Notes:

- Please refer elsewhere in this User's Guide for the proper conditioning and use and care requirements.
- Maintenance according to the manufacturer's instructions is essential for proper filter performance.
- Replace the Brita® Pitcher Filter every 40 gallons/151 liters (about 2 months for the average family).
- For maximum efficiency, process no more than 2 gallons/7.5 liters daily.
- Replacement filters (model OB03) generally cost \$8.00 or less.

Disclaimer: Testing was performed under standard laboratory conditions. The contaminants or other substances removed or reduced by this water treatment device are not necessarily in all users' water. Filter performance may vary based on local water conditions.

The Brita® Pitcher Filter is not intended to purify water. Do not use with water that is microbiologically unsafe or of unknown quality without adequate disinfection before or after the system. Individuals requiring water of special microbiological purity should follow the advice of their doctor or local health officials regarding the use and consumption of their tap water and Brita water.

Hot water should not be used with the Brita® Pitcher Filter (Max. 85°F/29°C – Min. 32°F/0°C).

Warning

This content is compiled from multiple sources and is provided for reference purposes only. It may not be complete or fully applicable to all situations. If you are unable to resolve your issue, please contact the product manufacturer or an authorized service provider for official support.