

onn. Wireless On-Ear Headphones Quick Start Guide

The Fine Print

FCC Statement

This equipment has been tested and found to comply with the limits for a Class B digital device, pursuant to Part 15 of the FCC Rules. These limits are designed to provide reasonable protection against harmful interference in a residential installation. This equipment generates uses and can radiate radio frequency energy and, if not installed and used in accordance with the instructions, may cause harmful interference to radio communications.

However, there is no guarantee that interference will not occur in a particular installation. If this equipment does cause harmful interference to radio or television reception, which can be determined by turning the equipment off and on, the user is encouraged to try to correct the interference by one or more of the following measures:

- Reorient or relocate the receiving antenna.
- Increase the separation between the equipment and receiver.
- Connect the equipment into an outlet on a circuit different from that to which the receiver is connected.
- Consult the dealer or an experienced radio/TV technician for help. This device complies with part 15 of the FCC Rules.

Operation is subject to the following two conditions: (1) This device may not cause harmful interference, and (2) this device must accept any interference received, including interference that may cause undesired operation.

Warning:

Changes or modifications to this unit not expressly approved by the party responsible for compliance could void the user's authority to operate the equipment.

Need help? We're here for you every day from 7 a.m.-9 p.m. CST. Give us a call at 1-888-516-2630.

Produced for Walmart Inc. Bentonville, AR 72716

The device has been evaluated to meet general RF exposure requirement. The device can be used in portable exposure condition without restriction.

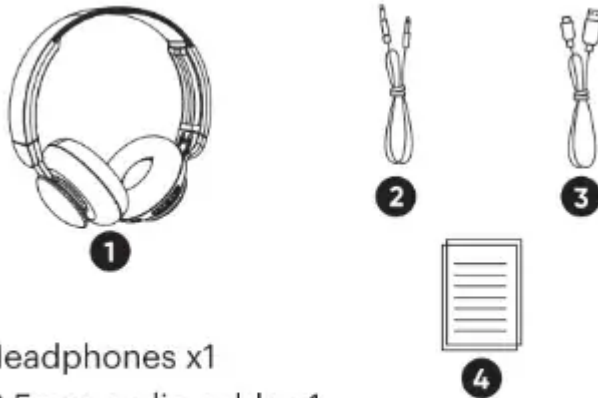
Ver.03 26/7/22 FCC ID :2ADTV-2890

Get to Know Your Wireless Headphones

- 1) Model: AAABLK100002890
- 2) Speaker Rated Input Power: 10mW
- 3) Speaker Maximum Input Power: 15mW
- 4) Speaker Diameter: 30mm
- 5) Speaker Impedance: $32\Omega \pm 15\%$
- 6) Sensitivity: $100 \pm 4\text{dB}$
- 7) Charging Cable: 50cm
- 8) Audio Cable: 120cm

What's in the Box?

Check to make sure you have everything below

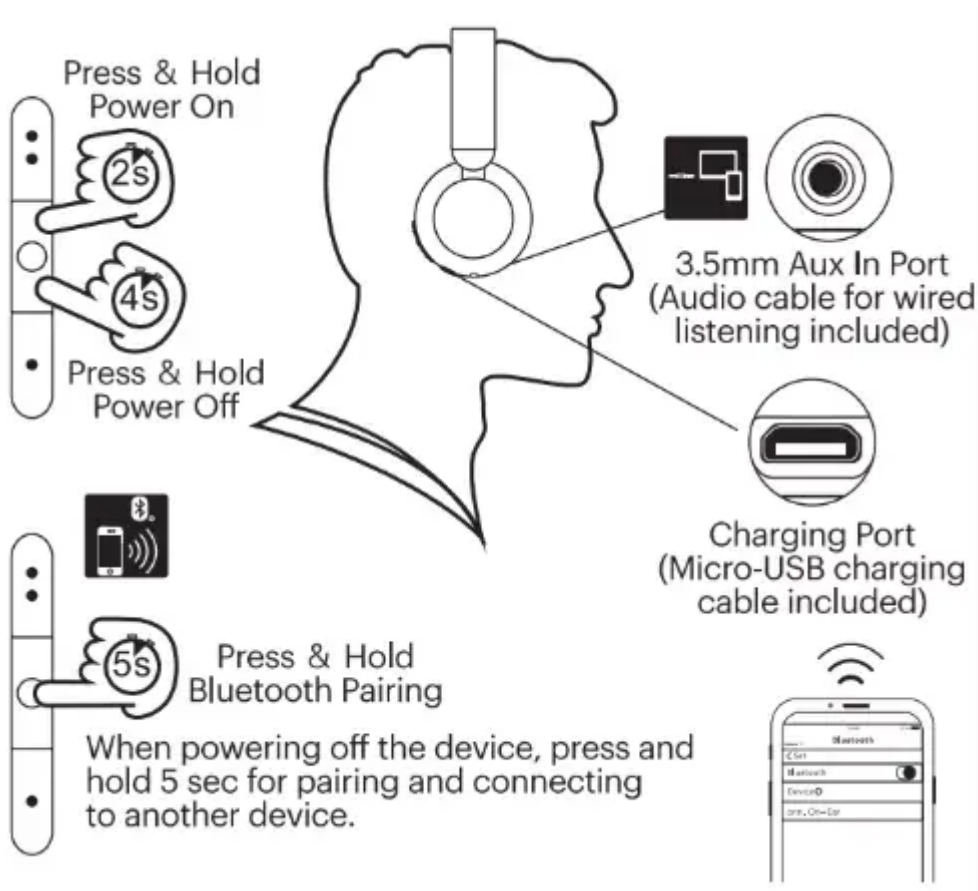


1. Headphones x1
2. 3.5mm audio cable x1
3. Micro-USB charging cable x1
4. Quick start guide x1

1. Headphones x1
2. 3.5mm audio cable x1
3. Micro-USB charging cable x1
4. Quick start guide x1

Let's Get Started!

On/Off & Pairing



For the first time use, power on the headphones and it will go to pairing mode automatically. Product will automatically reconnect to the last paired device when powered on next time.

Ports and Controls Overview

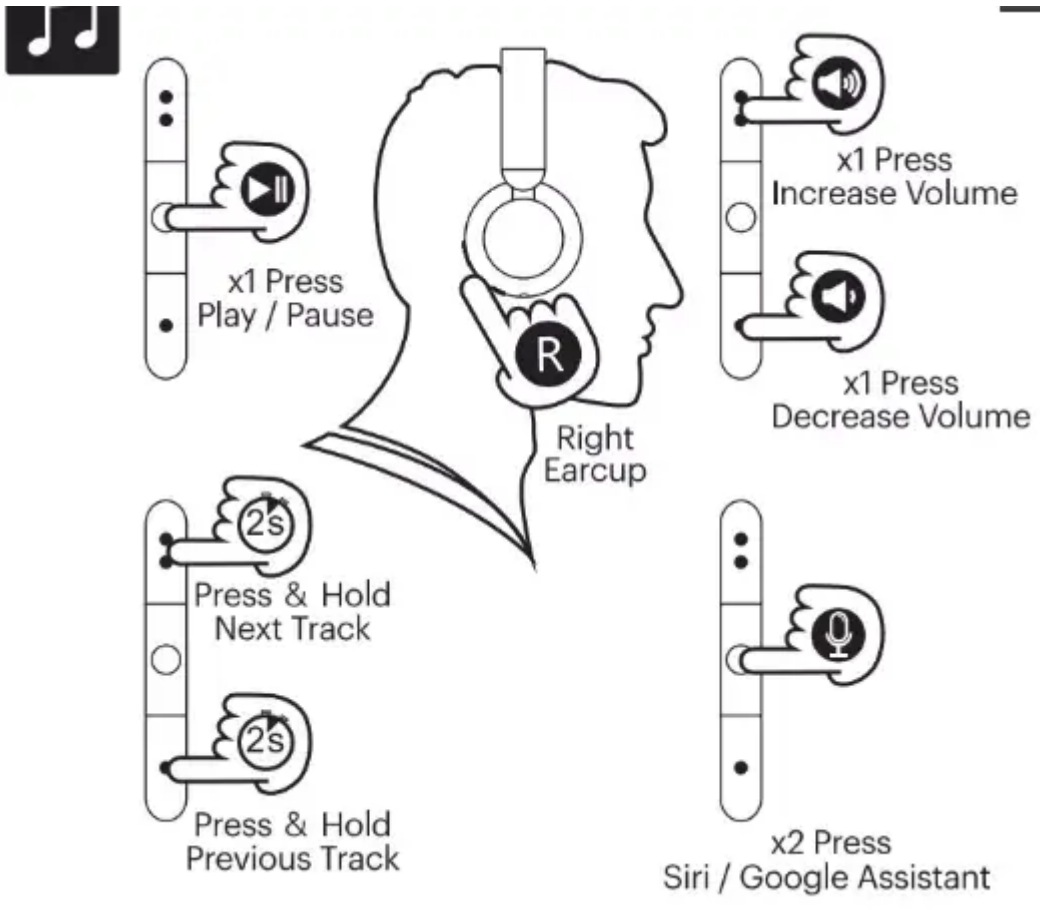
Press & Hold – 3.5mm Aux In Port (Audio cable for wired listening included)

Press & Hold – Charging Port (Micro-USB charging cable included)

Press & Hold – Bluetooth Pairing

When powering off the device, press and hold 5 sec for pairing and connecting to another device.

Enjoy Your Music



Increase Volume

Play / Pause

Decrease Volume

Press & Hold – Next Track

Press & Hold – Previous Track

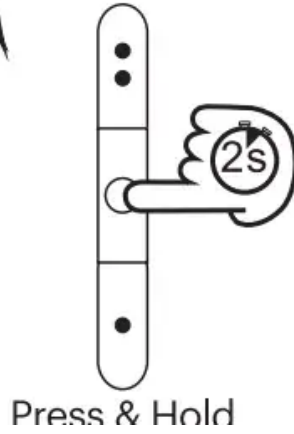
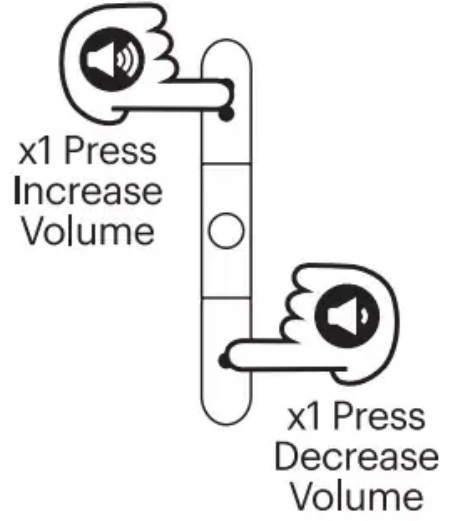
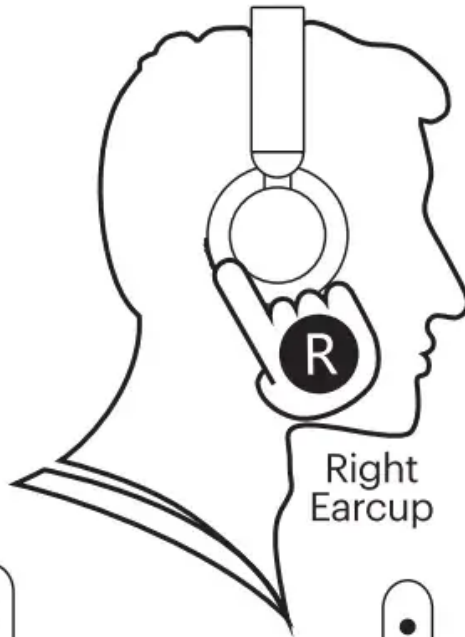
x2 Press – Siri / Google Assistant

Call Control

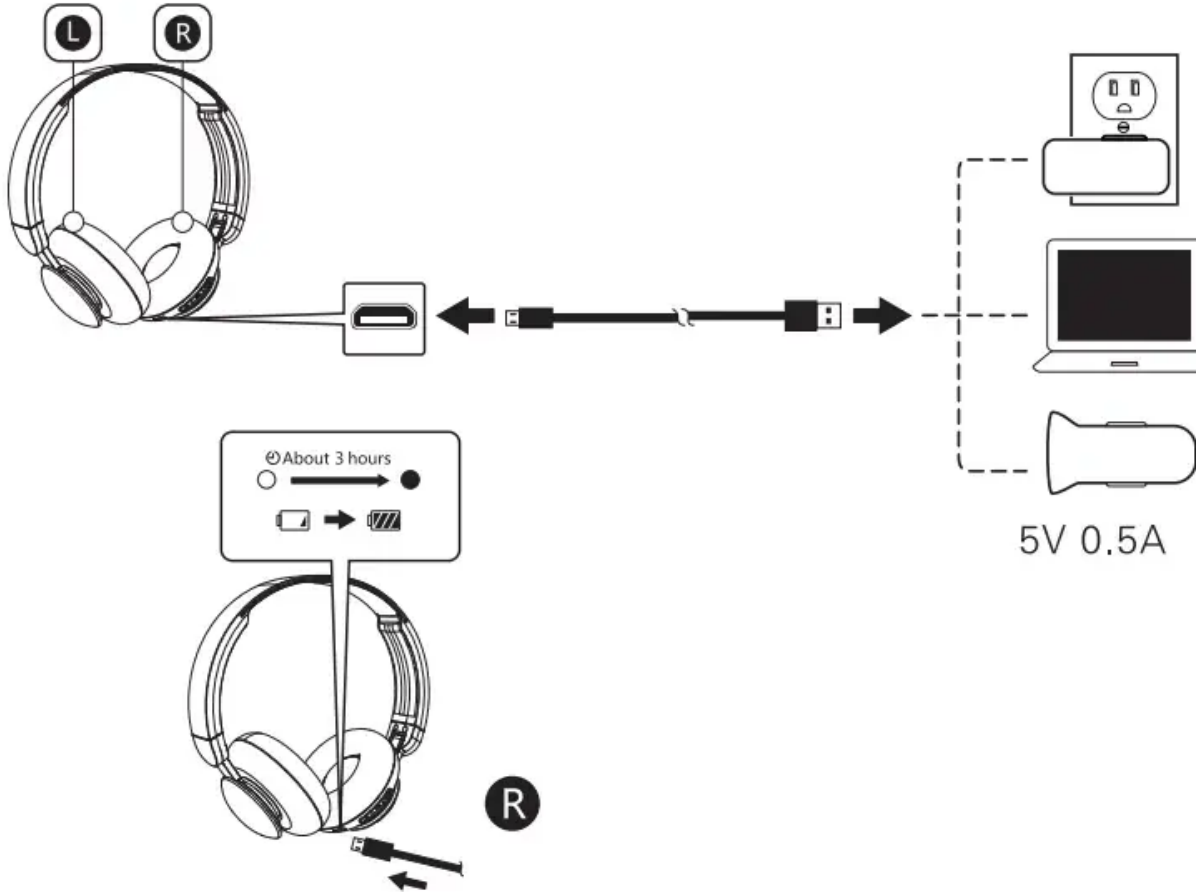
x1 Press – Answer Call

x1 Press – Hang up

Press & Hold – Reject Call



Charge Headphones



Warning

This content is compiled from multiple sources and is provided for reference purposes only. It may not be complete or fully applicable to all situations. If you are unable to resolve your issue, please contact the product manufacturer or an authorized service provider for official support.