

Caséta Wireless

How to do it:

Step 1

Install Caséta Wireless dimmer



Step 2

Mount Pico remote



How to do it:

Step 1

Install Caséta Wireless dimmers



Step 2

Plug Smart Bridge into Wi-Fi router



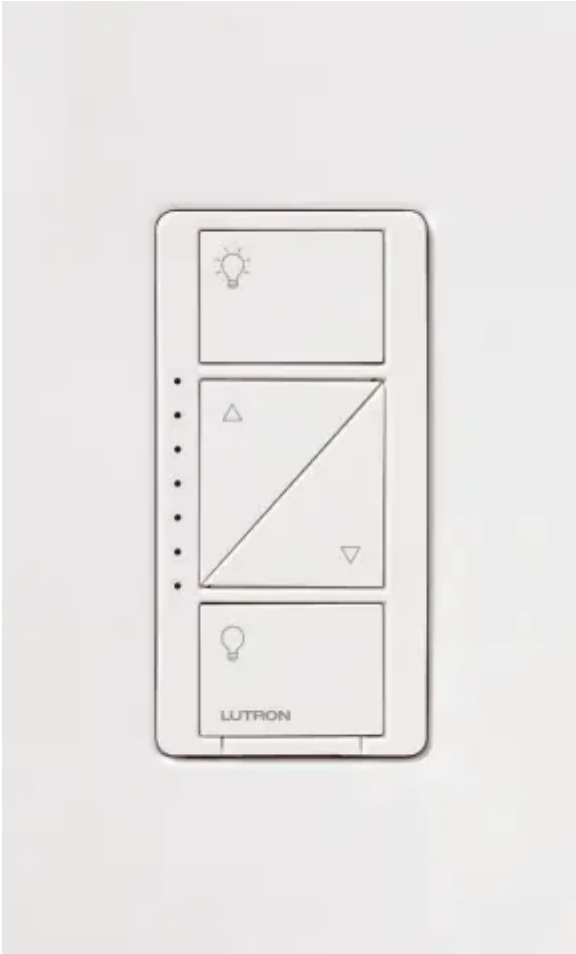
Step 3

Download FREE Lutron App and program timed events



Product information

Controls wall and ceiling lights



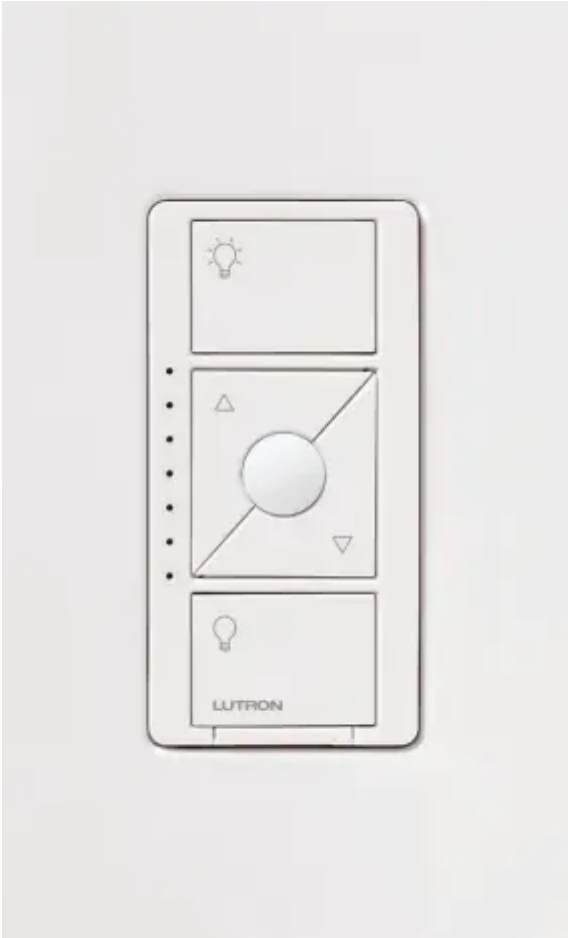
Dimmer

- Doesn't require a neutral wire - ideal for retrofit or new construction
- No polarity for line or load wiring - mistake-proof wiring
- Works with compatible dimmable LEDs (up to 150W), and incandescent and halogen bulbs (up to 600W)
- Use Pico remotes for additional dimmers in multi-location dimming applications

Dimmer PRO

- Works with approved dimmable LEDs (up to 250W), and incandescent and halogen bulbs (up to 1000W)
- Also works with MLV lighting (up to 1000VA)
- Compatible with Lutron LTE LED drivers, PHPM, and GRX-TVI interfaces
- Neutral wire optional (required for MLV and drivers/interfaces)
- Use Pico remotes or existing toggle switches in multi-location applications

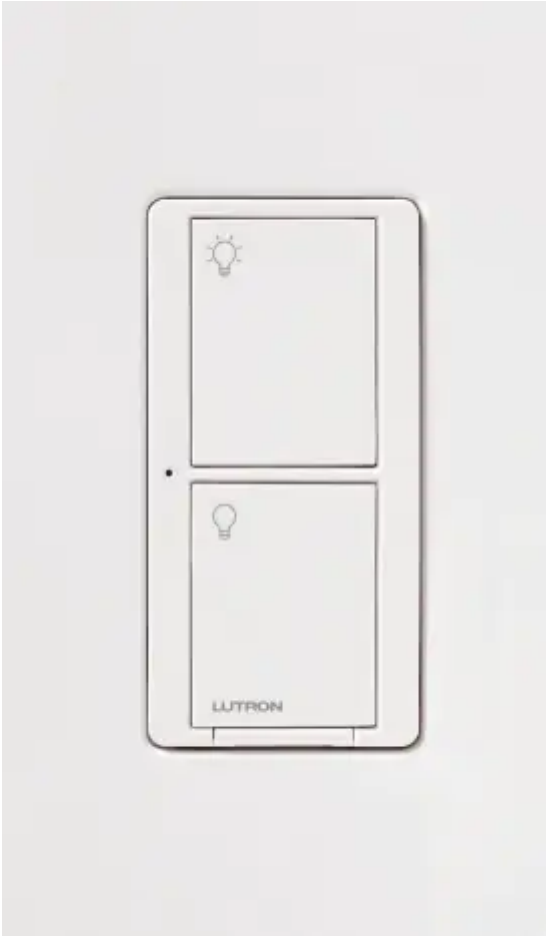
Controls ELV, LED, and more.



Dimmer ELV+

- Works with all load types
- Favorite button for preset level on dimmer (matches Pico)
- 500W ELV/INC/HAL
- 400W MLV
- 250W LED
- Neutral wire required
- 10W minimum load
- Use Pico remotes for additional dimmers in multi-location dimming applications

Controls wall and ceiling lights, as well as general purpose fans



Neutral switch

- Neutral wire required - provides higher capacity and 10W minimum load or one LED bulb
- Use Pico remotes or existing toggle switches in multi-location switching applications

Switch PRO

- Dual voltage—works in 120V and 277V applications
- Doesn't require a neutral wire
- Minimum load cap included (for switching LED, CFL, and ELV loads)
- Use Pico remotes or existing toggle switches in multi-location switching applications

Controls table and floor lamps



Lamp dimmer

- Features two receptacles for simultaneous control of two lamps
- Simply plugs into a standard wall receptacle
- Works with dimmable LEDs (up to 100W)
- Also works with halogen and incandescent bulbs (up to 300W)
- First lamp dimmer added to Smart Bridge acts as a Clear Connect range extender (limit one per system)

Use Pico mounted to a tabletop pedestal, clipped to a car visor, or mounted to a wall.



Tabletop pedestal



Car visor clip



Wall-mounting kit



Pico remote control

- Provides convenient remote control
- Add a light switch without having to wire anything
- Battery powered—features a 10-year battery life
- Works with Caséta Wireless dimmers, switches, and wireless shades

4-button Pico remote control PRO

Choose from three options

- 3-scene control - create three different scenes, as well as turn all lights off
- 2-group switch control - control two groups of lights independently from one another

- Dimming control - same functionality (full on/off and raise/lower) as standard Pico, but in a 4-button aesthetic

Note: light/shade and shade-only 4-button remotes also available.

Sonos endorsed integration and works with other select audio control systems.



Pico remote control for audio

- Controls any model Sonos speaker(s) from anywhere around your home
- Play/pause, skip tracks, raise/lower volume, and select your favorite playlist or station
- Smart Bridge or Smart Bridge PRO required
- 10-year battery life

Works with Apple HomeKit

Apple® HomeKit technology provides an easy way to control your lights and shades via Siri®, from your iPhone®, iPad®, or iPod touch®



Smart Bridge

- Enables control of lights, shades, and temperature using the Lutron App
- Compatible with Caséta Wireless dimmers and switches, Lutron-Honeywell Wireless Thermostat, Nest Learning Thermostat, and select Honeywell® Wi-Fi Thermostats
- Easy to install; just plugs into your Wi-Fi router
- Uses Clear Connect wireless technology - no callbacks

Smart Bridge PRO

- Also compatible with Lutron Triathlon battery-powered shades and select styles of Sivoia QS Wireless shades
- Adds integration with third-party A/V remote controls and security systems

Lutron App



- Control individual lights, shades, and thermostats—even when you're away from home
- Add and schedule scenes to adjust lights and shades automatically
- Receive notifications on your smart device if you've left lights on when you leave home
- Tell Siri to turn lights off and close your shades just before bed, or dim the lights for movie time
- Use the geofencing feature to automatically turn lights on as you arrive home/turn them off as you leave

- Create a lived-in look with the “Smart Away” feature, which allows you to pick several lights that will randomly turn on/off in the evenings when you’re away.

Warning

This content is compiled from multiple sources and is provided for reference purposes only. It may not be complete or fully applicable to all situations. If you are unable to resolve your issue, please contact the product manufacturer or an authorized service provider for official support.

Document generated by [ManualsFile](#)