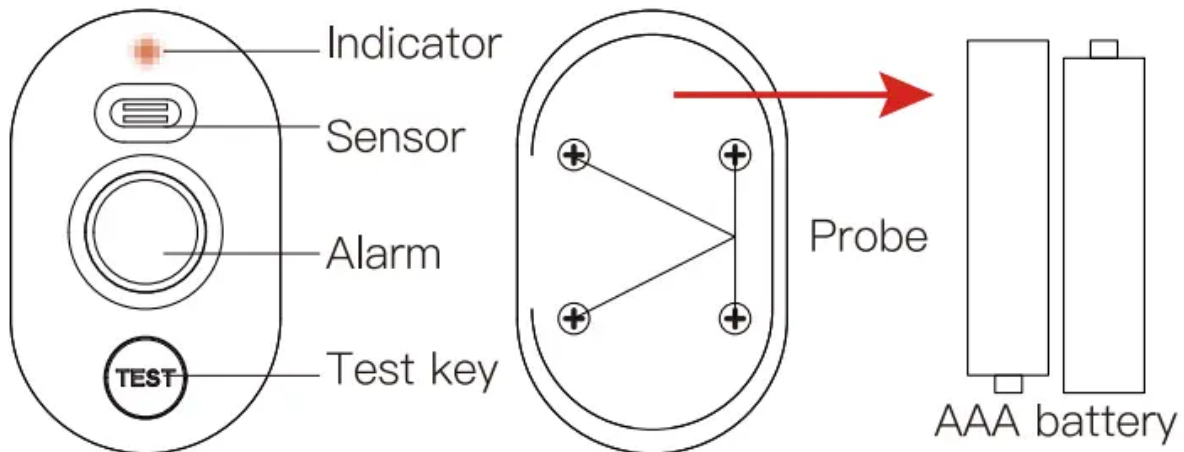


## At a Glance

**Water Leak Detector** is a device that sounds an alarm once detecting water drip or leak.

### Components:

- **Indicator:** For reflecting the status of the detector
- **Sensor:** Detecting Dripping
- **Alarm:** Alarm Sound
- **Test Key:** Pairing, testing, pausing alerts
- **Probe:** Detecting water seepage
- **Batteries:** AAA battery × 2



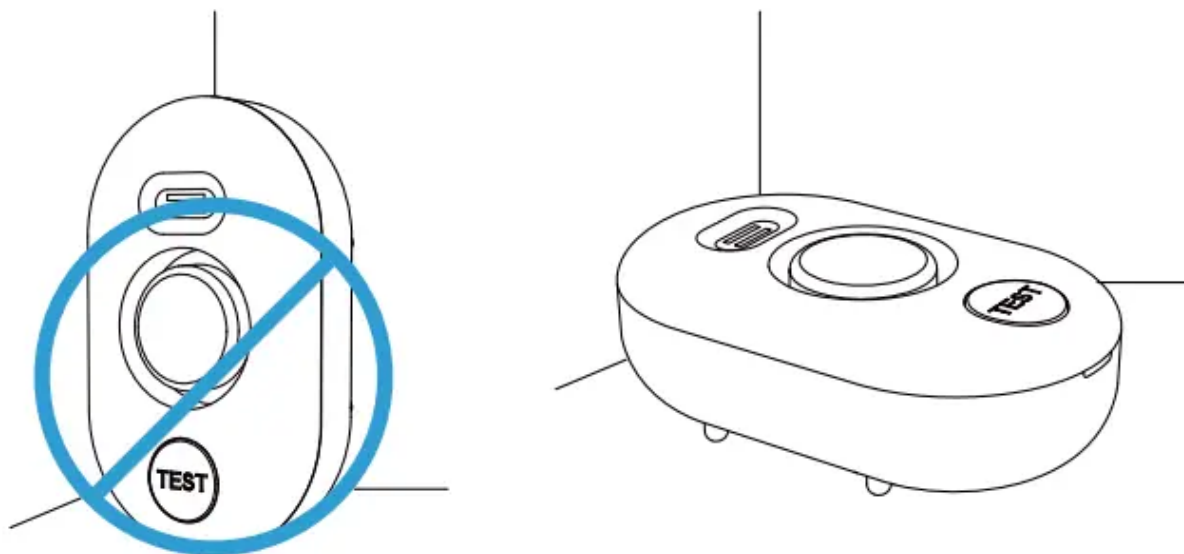
---

## Specifications

- **Working Voltage:** 2 × AAA Batteries
  - **Transmission Frequency:** 433MHz
  - **Waterproof Level:** IP66
  - **Alarm Volume:** 100dB
  - **Wireless Transmission:** >100m (open area)
  - **Alarm Duration:** 15s/First time (The second alarm sounds every 15s and lasts for 24 hours.)
-

## Installing your Device

Place the sensor of the water leak detector in the place where you need to strengthen the water level detection.



---

## Using your device

### 1. Detecting Dripping

#### Water Seepage Alarm



Water seepage Alarm

**Water Dropping Alarm**

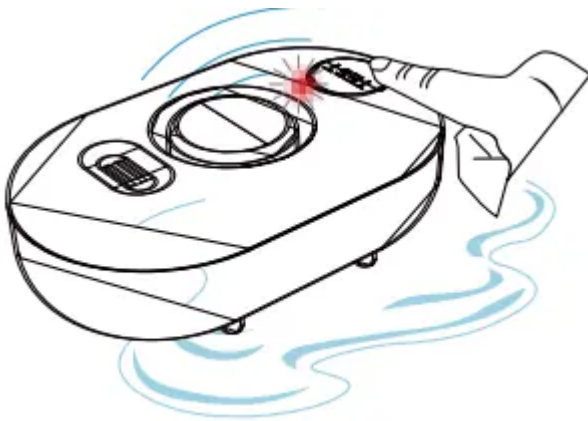


**Note:**

- Two detection sensors of parallel lines will immediately alarm when they detect water, and two sensors of diagonal lines will not alarm when they detect water at the bottom of the detector.
  - The device is still not dehydrated after the detector alarm is over, then the flood detector will continue to alarm every 15s until the dehydration or press the button to cancel the alarm. It will not make a regular alarm prompt if it's still immersed in water after 24 hours.
- 

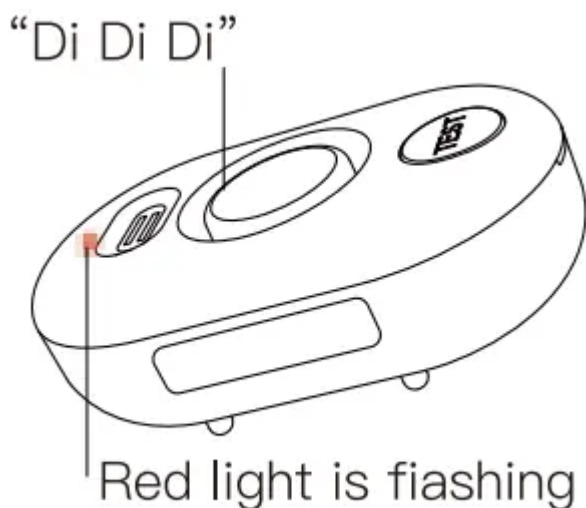
## 2. Removing the Alarm

Press the button to cancel the alarm.



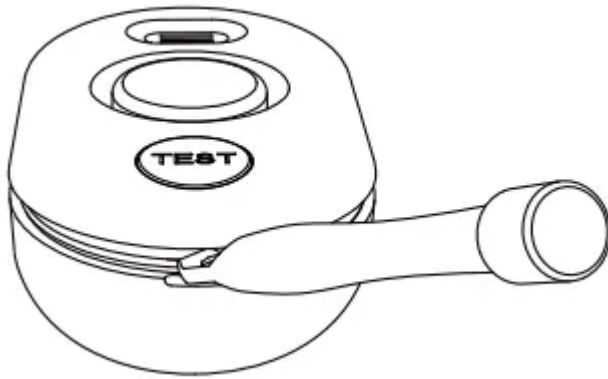
## 3. Low Power Prompt

"Di Di Di" - Red light is flashing



## Charging the Batteries:

1. Remove the cover on the back to access the battery compartment.
2. Remove the used batteries and replace them with equivalent models (2 × AAA batteries).
3. Put the cover back on and test your detector.



---

## Customer Service

**Warranty:** 12-month Limited Warranty

---

## Battery Recycling

Do not dispose of used batteries with your household waste, but in the recycling bins provided.

### **Warning**

This content is compiled from multiple sources and is provided for reference purposes only. It may not be complete or fully applicable to all situations. If you are unable to resolve your issue, please contact the product manufacturer or an authorized service provider for official support.