



Jeep 2023 Renegade Suv Owner Manual.

Below is an excerpt from the owner's manual. To read this book in its entirety, please [download the file](#) below.

SYMBOLS KEY

WARNING!	These statements are against operating procedures that could result in a collision, bodily injury and/or death.
CAUTION!	These statements are against procedures that could result in damage to your vehicle.
NOTE:	A suggestion which will improve installation, operation, and reliability. If not followed, may result in damage.
TIP:	General ideas/solutions/suggestions on easier use of the product or functionality.
PAGE REFERENCE ARROW  page	Follow this reference for additional information on a particular feature.
FOOTNOTE 	Supplementary and relevant information pertaining to the topic.

If you do not read this entire Owner's Manual, you may miss important information. Observe all Cautions and Warnings.

ROLLOVER WARNING

Utility vehicles have a significantly higher rollover rate than other types of vehicles. This vehicle has a higher ground clearance and a higher center of gravity than many passenger vehicles. It is capable of performing better in a wide variety of off-road applications. Driven in an unsafe manner, all vehicles can go out of control. Because of the higher center of gravity, if this vehicle is out of control it may roll over while some other vehicles may not.

Do not attempt sharp turns, abrupt maneuvers, or other unsafe driving actions that can cause loss of vehicle control. Failure to operate this vehicle safely may result in a collision, rollover of the vehicle, and severe or fatal injury. Drive carefully.



Rollover Warning Label

Failure to use the driver and passenger seat belts provided is a major cause of severe or fatal injury. In fact, the US government notes that the universal use of existing seat belts could cut the highway death toll by 10,000 or more each year and could reduce disabling injuries by two million annually. In a rollover crash, an unbelted person is significantly more likely to die than a person wearing a seat belt. Always buckle up.

VEHICLE MODIFICATIONS/ALTERATIONS

WARNING!







Any modifications or alterations to this vehicle could seriously affect its roadworthiness and safety and may lead to a collision resulting in serious injury or death.









SYMBOL GLOSSARY

Some car components have colored labels with symbols indicating precautions to be observed when using this component. It is important to follow all warnings when operating your vehicle. See below for the definition of each symbol & page 61.









NOTE:









Warning and Indicator lights are different based upon equipment options and current vehicle status. Some telltales are optional and may not appear.

Red Warning Lights	
	Air Bag Warning Light ➔ page 61
	Brake Warning Light ➔ page 62
	Battery Charge Warning Light ➔ page 62
	Door Open Warning Light ➔ page 62
	Electric Power Steering Fault Warning Light ➔ page 62
	Electronic Throttle Control (ETC) Warning Light ➔ page 62









Red Warning Lights	
	<p>Engine Coolant Temperature Warning Light ⇨ page 63</p>
	<p>Hood Open Warning Light ⇨ page 63</p>
	<p>Liftgate Open Warning Light ⇨ page 63</p>
	<p>Oil Pressure Warning Light ⇨ page 63</p>
	<p>Oil Pressure Sensor Failure Warning Light ⇨ page 63</p>
	<p>Oil Temperature Warning Light ⇨ page 63</p>
	<p>Seat Belt Reminder Warning Light ⇨ page 63</p>
	<p>Transmission Fault Warning Light ⇨ page 63</p>

Yellow Warning Lights

	Anti-Lock Brake System (ABS) Warning Light ↪ page 64
	Audio System Failure Warning Light ↪ page 64
	Electric Park Brake Warning Light ↪ page 64
	Icy Road Condition Warning Light ↪ page 64
	Keyless Enter n' Go/Service Passive Entry Warning Light ↪ page 64
	LaneSense Warning Light ↪ page 64
	Low Fuel Warning Light ↪ page 64
	Service LaneSense Warning Light ↪ page 65

Yellow Warning Lights	
	<p>Engine Check/Malfunction Indicator Warning Light (MIL) ⇨ page 64</p>
	<p>Service 4WD Warning Light ⇨ page 65</p>
	<p>Service Forward Collision Warning (FCW) Light ⇨ page 65</p>
	<p>Service Stop/Start System Warning Light ⇨ page 65</p>
	<p>Tire Pressure Monitoring System (TPMS) Warning Light ⇨ page 65</p>
	<p>Towing Hook Breakdown Warning Light ⇨ page 66</p>
	<p>Transmission Temperature Warning Light ⇨ page 66</p>
	<p>4WD Over Temperature Warning Light ⇨ page 66</p>

Yellow Indicator Lights

	<p style="text-align: center;">4WD Low Indicator Light ↗ page 66</p>
	<p style="text-align: center;">4WD Lock Indicator Light ↗ page 66</p>
	<p style="text-align: center;">Dusk Sensor Malfunction Indicator Light ↗ page 66</p>
	<p style="text-align: center;">Electronic Stability Control (ESC) Active Indicator Light ↗ page 66</p>
	<p style="text-align: center;">Electronic Stability Control (ESC) OFF Indicator Light ↗ page 67</p>
	<p style="text-align: center;">Forward Collision Warning (FCW) Off Indicator Light ↗ page 67</p>
	<p style="text-align: center;">Fuel Cutoff Failure Indicator Light ↗ page 67</p>
	<p style="text-align: center;">Fuel Cutoff Indicator Light ↗ page 64</p>

Yellow Indicator Lights



Immobilizer Fail / VPS Electrical Alarm Indicator Light
➔ page 67

Green Indicator Lights



Cruise Control Set Indicator Light
➔ page 67



Front Fog Indicator Light
➔ page 67



Hazard Warning Indicator Lights
➔ page 67



Parking/Headlight On Indicator Light
➔ page 67



Sport Mode Indicator Light
➔ page 67



Stop/Start Active Indicator Light
➔ page 67

Green Indicator Lights



Turn Signal Indicator Lights

➔ page 68

White Indicator Lights



Hill Descent Control (HDC) Indicator Light

➔ page 68



Idle Coasting Indicator Light

➔ page 68



Light Sensor Failure Indicator Light

➔ page 68



Speed Warning Indicator Light

➔ page 68

Blue Indicator Lights



High Beam Indicator Light

➔ page 68

Gray Indicator Lights



Cruise Control Ready/Canceled Indicator Light

➔ page 68

Warning

This content is compiled from multiple sources and is provided for reference purposes only. It may not be complete or fully applicable to all situations. If you are unable to resolve your issue, please contact the product manufacturer or an authorized service provider for official support.

Document generated by [ManualsFile](#)

