

User Guide Keyboard

Quick Guide

1. System Selection



Win Mode



Mac Mode

2. Connection Mode Selection



Power Off




Wired Mode



Wireless Mode

* In the wired mode It Is necessary to use a data cable to connect with the device.

3. Wireless Device Connection



Short press to switch between device% long press 3 seconds to enter pairing mode. Plug the 2.40hz receiver Into your computer before pressing FN + 4.

* Air3.0 a Bluetooth 3.0. Air75 5.0 = Bluetooth 5.0

Leftside LED



Caps Lock



Wired Mode




Bluetooth Mode



2.4G Mode

Rightside LED

 Power < 20%

 Power 20% ~ 80%


 Power > 80%

 Win Mode

 Mac Mode



4. Backlight Settings

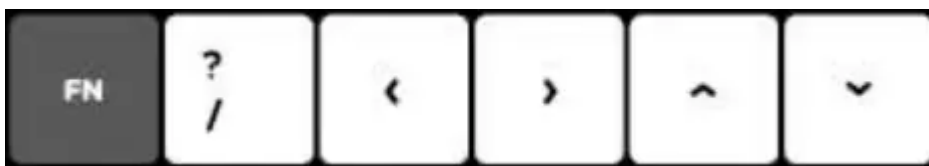


FN + < = Backlight effect switching

FN + > = Backlight color switching

FN + ^ v = Brightness+-

5. Sidelight Setting

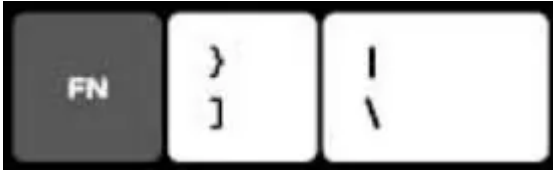


FN + ? + < = Sidelight effect Switching

FN + ? + > = Sidelight colour Switching

FN + ? + ^ v = Sidelight brightness

6. Battery Indicator



FN + | = Flashes the current battery level color

FN +] = Battery indicator always on enabled


FN + \ = Battery indicator always on disabled

7. Other Key Combos




 (mac) = Section Screenshot


FN +  (mac) = Full-screen Screenshot

 (win) = Full-screen Screenshot

8 – Sleep Mode Setting




 FN+ TAB + S = Sleep mode Off

 FN + TAB + W = Sleep mode On


9 – Facto Reset



FN + TAB + R = Factory reset

 = Access the virtual assistant (**Siri / Cortana**)

* To activate under MacOS (Sid): go to System Preferences > Siri> select “Press Fn(Function) Space” option.

To activate under Windows (Cortana) go to the start menu > Setting > Cortana and set the shortcut by pressing  + C.

FCC Warning

This device complies with part 15 of the FCC Rules. Operation is subject to the following two conditions: (1) This device may not cause harmful interference, and (2) this device must accept any interference received, including interference that may cause undesired operation.

Any changes or modifications not expressly approved by the party responsible for compliance could void the user's authority to operate the equipment.

Note: This equipment has been tested and found to comply with the limits for a Class B digital device, pursuant to part 15 of the FCC Rules. These limits are designed to provide reasonable protection against harmful interference in a residential installation. This equipment generates uses and can radiate radio frequency energy and, if not installed and used in accordance with the instructions, may cause harmful interference to radio communications. However, there is no guarantee that interference will not occur in a particular installation. If this equipment does cause harmful interference to radio or television reception, which can be determined by turning the equipment off and on, the user is encouraged to try to correct the interference by one or more of the following measures:

- Recent or relocate the receiving antenna.
- Increase the separation between the equipment and receiver.
- Connect the equipment into an outlet on a circuit different from that to which the receiver is connected.
- Consult the dealer or an experienced radio/TV technician for help.

FAQ

What's the difference between colors?

- Blue switches are clicky, browns are tactile and reds are linear. Blues are best for typing, but they are the loudest because of their clicking sound, so not as preferable for office use. Browns and red aren't as loud, browns are a decent all-around choice, while reds are better suited for gaming.

Will this work with an iPad?

- Yes, certainly in Bluetooth mode it will work with an iPad.

Will it require a voltage adapter? What is Nuphy 75's voltage range?

- There is no need for an adapter, the normal charging power should not exceed 10W, and the voltage should be 5V, just connect it normally and then connect it to the computer.

Can you program the rgb?

- You can! You could use the console software or hotkeys.

Why don't the keycaps allow the backlights to shine through? Will you guys sell keycaps in the future that allow light to shine through?

- Yes, because the material of our keycaps is PBT at present, this material is much better than ordinary ABS material, but at the same time it is opaque, we are currently developing light-transmitting keycaps, which will take some time.

What is the feel of these PBT keycaps? Do they have grit and texture or are they smooth?

- The surface of the keycap made of PBT is relatively smooth.

Is there a case that comes with the keyboard?

- The carrying case for the keyboard needs to be purchased separately.

When might we see the gateron red version available again?

- Already produced, it will take about 20 days due to international logistics

Does the keyboard report its battery level to the host device over Bluetooth?

- Yes, it does.

How do I know if the keyboard is charging? the side lights don't change when I plug in the charging cable.

- Plug in the USB C cable to the keyboard, it will automatically charge, and there is no indicator light to remind you that it is charging, but you can press and hold FN+| to check the power, our latest firmware, the DEL key will have a breathing light flashing when charging.

Are there a caps lock light?

- Yes, after the caps are locked, the side lights will change color of the lights.

What's the battery life with backlighting off?

- I use a setup that only light on the keypress (and only that key) and I have the bars to the side active, the battery life is about a week and a half.

Will it work with Linux BT?

- It is suitable, but there are too many versions of Linux, and we cannot confirm them one by one.

Does this come with a magnetic holster?

- No, it doesn't come with the magnetic hoster

Any recommendations for third-party keycaps?

- It is recommended not to use keycaps with high shafts, as this will bottom out.

When will the gateron browns be back in stock? Are there any plans to develop shine through keycaps?

- The brown switches have already shipped, and it will take about two weeks. Regarding the light-transmitting keycaps, we are currently working on them and will probably release them in the second half of this year.

If the kb is off state, will/can you charge it with a USB adapter? should I see lights when charging? does it need to be wired or wireless?

- When charging, connect the keyboard with a cable, and the side lights on both sides of the keyboard will display the range of power. When the green light is displayed, it means that the keyboard has sufficient power.

Will this keyboard work with Chrome OS devices, like Chromebooks?

- We have some customers who have used this system and found no problems, but we have not done a detailed test of this system.

Can this keyboard switch between computers with a keystroke?

- Yes, you can switch between different computers by FN+1 or 2, but different operating systems need to switch physical buttons.

Does it go to some sort of sleep mode to save battery when idle?

- Yes, it goes into sleep mode when you're not using it to save power.

Does this have wireless charging?

- It doesn't support wireless charging.

What is the general latency in ms while wireless?

- Bluetooth is a 125Hz rate of return, and 2.4G is a 500Hz rate of return.

Would it be possible to replace the keycaps of this keyboard?

- Yes, we have designed special keycaps that can be replaced

Does this work with choc jade low profile switches?

- Currently, only Gadalon low shaft switches are supported.

What keycaps are compatible with these low-profile switches?

- It is recommended not to use keycaps with high shafts. If you have a keycap you like, you can contact us to confirm it for you.

Is it possible to change what the custom virtual assistant key does (the one next to the scissors key)?

- Yes, except for the FN key, the functions of the other keys can be changed via firmware.



My company will not allow any 3rd party software to be installed. Will this keyboard still work?

- Yes, you can do without software installation, if you don't need to modify it.

Is there a similar keyboard that has user-replaceable batteries?

- We do not recommend that you replace the battery, and disassembling the battery has certain risks.

Can regular-sized GMK keycaps be used with this board?

- GMK keycaps can be installed, but the keycaps will bottom out and affect the typing experience. We do not recommend you install them.

Can I reprogram the keys?

- Yes, the function of the keys can be changed through our firmware

Does it come with the carrying case v2?

- The suitcase needs to be purchased separately

Package Content

1 x air75 wireless mechanical keyboard

1 x usb-c to usb-a cable (1.5m)

1 x 2.4g receiver

1 x keycap/switch puller

2 x magnetic foot

3 x extra keycaps

3 x extra switches

1 x stickers

1 x quick guide/poster

Tech Specifications

General

Switch type: low-profile gateron mechanical

Layout: ansi 75%

Number of keys: 84 keys

Hot-swappable support: yes

N-key rollover support: yes

Backlight & sidelight: rgb-led

Backlight modes: 21

Sdelight modes: 4

Mode: 2.4G wireless, bluetooth 5.0 or wired

Battery capacity: 2500mAh

Working time: up to 48 hours (lab test result)

Connection type: usb type-c

Compatible system: macos/windows/android/ios

Angle: 3.5°/ 6.5° with magnetic foot

Operating environment: -10 to 50°C

Materials

frame: aluminum

bottom case: abs

keycap: pbt

Dimensions

12.4 inch x 5.2 inch x 0.63 inch

315.7 mm x 132.6 mm x 16.0 mm

Weight

1.16 pound

523 grams

Warning

This content is compiled from multiple sources and is provided for reference purposes only. It may not be complete or fully applicable to all situations. If you are unable to resolve your issue, please contact the product manufacturer or an authorized service provider for official support.