

## User Manual

### SPECIFICATIONS

Model: O-555/O-777

Rated Voltage: USA/Japan AC 100-120V/50-60Hz

Power Consumption: 60 W

Ceramic Plate Size(1plate): 90X50MM

Air Volume: Max 100 CFM(2.8 M<sup>3</sup>/min)

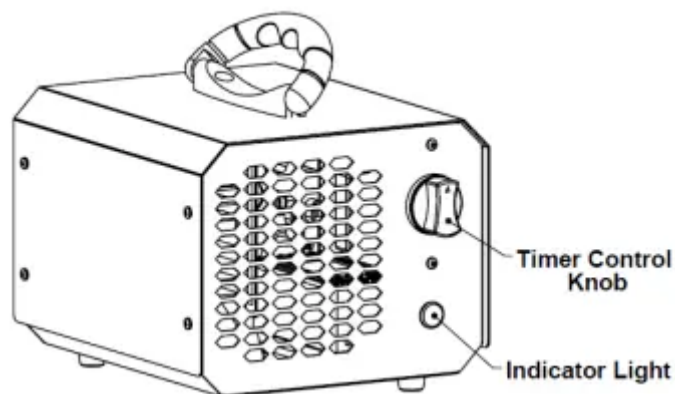
Sound Level(DB): 35 Db

Product size(mm): W178xH148xD205MM

Weight: 2,24Kgs(4.9Lbs)

### Operating the Commercial Purifier

(Front View)



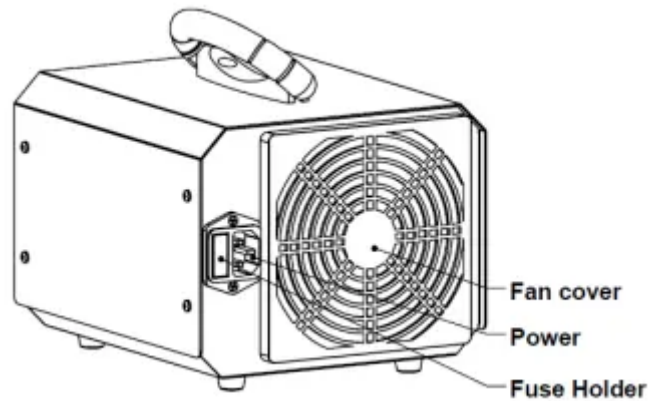
PART

- Timer Control Knob
- Indicator Light.

FUNCTION

- Turn clockwise to set the timer for timed operation up to two hours.
- Illuminates when the unit is in operation.

(Back View)



## PART

- Fuse Holder
- Power Cord

## FUNCTION

- Houses removable fuse. (Spare fuse included, 1 amp, 0.79 inch in length)
- 100~120 Volt grounded cord

## OPERATION

The Enerzen Commercial Ozone Generator and Air Purifier is designed to remove odors in unoccupied spaces. The unit has a timer that will enable it to run for a maximum duration of 2 hours.

The timer will then shut the unit off. You should allow 40-60 minutes before returning to the treated area. We recommend an initial treatment time of 15-30 minutes to see if that is sufficient to remove odors followed by longer treatment times if necessary.

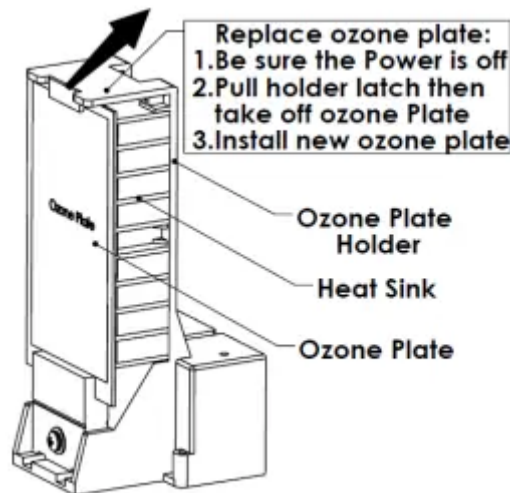
To operate the Air Purifier:

- Close off the desired area to be treated.
- Remove all occupants, plants, and pets.
- Position the unit as close as possible to the odor source.
- In such environments as motels that have individual heating and cooling systems, turn the fan on and set on re-circulate.
- Set timer to desired time and leave the room.
- Allow 40-60 minutes before re-entering the treated space.
- Return to space & ventilation area.

## MAINTENANCE

When the air purifier no longer produces enough ozone to be effective, the ozone plate should be replaced.

How to replace a plate:




1. Turn the unit off and unplug from outlet.
2. Use a screw driver to unfasten cover screw and remove cover.
3. Pull ceramic plate out of ozone generator module.
4. Install ceramic plate as shown in left figure (be careful not to drop the plate).

## TROUBLESHOOTING

If you suspect a problem with your unit check the following:

1. Unit is plugged in properly.
2. It's important that the air purifier be properly grounded to avoid potential shock.
3. Fuse is installed properly and in good condition. To replace fuse, pull out the plastic fuse holder, remove old fuse and insert new fuse. Replacement fuse must be 1 amp (0.79 inch). Refer to picture as follows:



## Warranty Information

OION Technologies, LLC (collectively "OION") warrants from the date of purchase, this product will be free from defects in material and workmanship.

Please refer to your retailer's product sales page for the duration of the warranty period. OION, at its option, will repair or replace this product or any component of the product found to be defective during the warranty period.

Replacement will be made with a new or remanufactured product or component. If the product is no longer available, replacement may be made with a similar product of equal or greater value. This is your exclusive warranty. Do NOT attempt to repair or adjust any electrical or mechanical functions on this product. Doing so will void this warranty. This warranty is valid for the original retail purchaser from the date of initial retail purchase and is not transferable. Proof of purchase is required to obtain warranty performance. This warranty does not cover normal wear of parts or damage resulting from any of the following: negligent use or misuse of the product, use on improper voltage or current, use contrary to the operation instructions, disassembly, repair or alteration by anyone other than an OION authorized service technician or OION service center. Additionally, the warranty does not cover: Acts of God, such as fire, flood, hurricanes, earthquakes and tornadoes.

OION shall not be liable for any incidental or consequential damages caused by breach of any express, implied or statutory warranty or condition. Except to the extent prohibited by applicable law, any implied warranty or condition of merchantability or fitness for a particular purpose is limited in duration to the duration of the above warranty. OION disclaims all other warranties, conditions or representations, express, implied, statutory or otherwise. OION shall not be liable for any damages of any kind resulting from the purchase, use or misuse of, or inability to use the product including incidental, special, consequential or similar damages or loss of profits, or for any breach of contract, fundamental or otherwise, or for any claim brought against purchaser by any other party. Some provinces, states or jurisdictions do not allow the exclusion or limitation of incidental or consequential damages or limitations on how long an implied warranty lasts, so the above limitation or exclusion may not apply to you. This warranty gives you specific legal rights, and you may also have other rights that vary from province to province, state to state or jurisdiction to jurisdiction.

### Warning

This content is compiled from multiple sources and is provided for reference purposes only. It may not be complete or fully applicable to all situations. If you are unable to resolve your issue, please contact the product manufacturer or an authorized service provider for official support.

