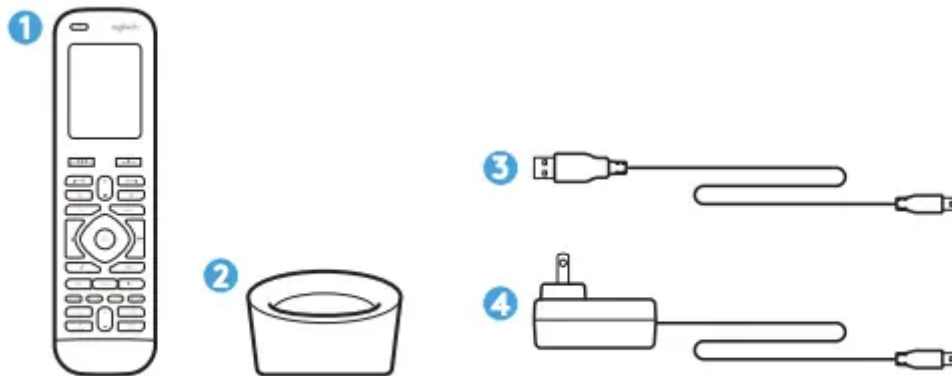


Setup Guide for Remote Control

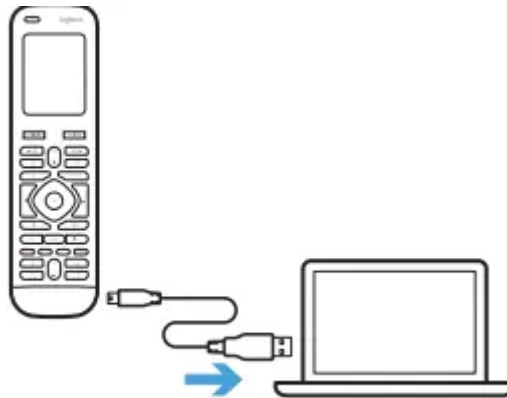
Package contents



1. Remote
2. Charging cradle
3. USB cable
4. AC Adapter

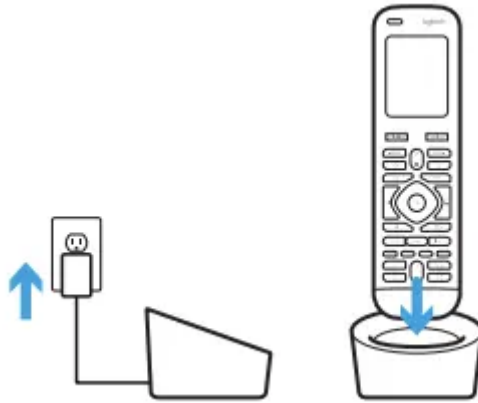
Lets get started

STEP 1 Set up the Harmony remote



- Connect remote to a PC/Mac
- Download desktop software from setup.myharmony
- Follow instructions to complete setup

STEP 2 Charge the Harmony remote



Plug in the charging station and place the remote in it.

How to use your remote



1. Clock/Battery

Tap to toggle between clock and battery meter. By default, the clock will be displayed. If battery drops below 20%, the battery meter will automatically be displayed.

2. Activities

Tap the Activities "soft button" to access Activities Home Screen. You will see a list of all your Activities.

3. Devices

Tap the Devices "soft button" to access Devices Home Screen. You will see a list of all your Home Entertainment and Home Control devices.

Gestures & Gesture Hints



When an Activity is running, swiping down from the top of any screen will display the gesture screen. Here, simple taps and swipes will perform functions related to the current Activity such as changing the volume, skipping forward or backward, pausing and playing, etc. Tap the button at the top to see what gestures are available for each Activity

Troubleshooting

Basic troubleshooting tips

Use Help on the touch screen to resolve issues.

The Harmony remote does not communicate with MyHarmony

- Check the USB cable and its connection.
- Do not use a USB hub.
- Try another USB port.
- Restart the remote: Press and hold the Off button for 15 seconds or until the Logitech logo appears on the display.

Device not listed in MyHarmony app or the Harmony remote does not have a command

- Check the manufacturer name and model number entries.
- Use the Harmony remote IR learning feature.
- For more help go to [supportmyharmony/950](https://supportmyharmony.com/950)

Logitech Harmony 950 IR Remote Control

Powerful, seamless home entertainment control

The new Harmony 950 is the best Harmony remote yet for control of your TV, movies, music, and games.

The all-new design keeps its predecessor's best features—color touchscreen, motion sensing, and vibration feedback—and adds an improved button layout, and a replaceable, rechargeable battery with 20% greater capacity.

No matter what you watch, listen to, or play, Harmony 950 puts it all just a button press away. Start the show.

Easy on, easy switching

Instead of only controlling one device at a time, Harmony groups your devices into one-touch Activities. Touch 'Watch a Movie' or 'Watch TV' and the right devices automatically power on and switch to the right settings. No need to toggle between devices.

Full-color touchscreen

Controlling your entertainment is as familiar as controlling your smartphone. Just swipe and tap to change channels, fast-forward or rewind, and adjust volume. Easily add shortcuts for one-touch access to your 50 favorite channels.

Easy-to-use design

Motion-activated backlit buttons help you find the right one every time, even in the dark. Commonly used controls are in easy reach, just below the touchscreen. Vibration feedback lets you know when the remote receives your command.

Up to 15 remotes in one

Harmony supports over 270,000 devices, with more added all the time. You can be sure Harmony will work with what you own today and the devices you'll add tomorrow—from streaming media players like Apple TV and Roku to popular gaming consoles and Blu-ray players

Handy charging station

It's a snap to keep your remote fully charged, ready and within easy reach thanks to the included charging station.

- Remote Control Type Universal
- Remote Control Features
- Backlit, Touchpad
- Number Of Devices Controlled 15
- Backlit, Touchpad
- Setup Method App, Online
- Display Type LED
- Connectivity Technology
- Infrared
- Compatibility Over 270,000 entertainment devices
- Brand Compatibility Universal
- Rechargeable
- Charging Base Included

- Battery Type Lithium-ion

About this item

- New and Imported from US, Delivery in 1-2 Weeks. Price Includes Shipping, Import Duties and Taxes.
- Full Color touchscreen: simply swipe and tap like your smartphone to control channels, volume, 50 favorite channels and more
- Motion-activated backlit buttons: find the right button every time, even in the dark
- Charging Station: keeps your remote powered and within easy reach
- Works with over 270,000 devices: all in one remote controls your TV, satellite or cable box, Apple TV, Roku, tivo, Blu-ray player and game console

Warning

This content is compiled from multiple sources and is provided for reference purposes only. It may not be complete or fully applicable to all situations. If you are unable to resolve your issue, please contact the product manufacturer or an authorized service provider for official support.