

## Overview

The WEMI X7 is a portable smart video projector designed for home cinema, outdoor entertainment, business presentations, gaming, and education. It features a native 1080P resolution with support for 4K and 8K input decoding, delivering crisp and vibrant visuals. The projector is powered by Android 14 OS, providing access to thousands of apps and live channels. Key features include AI-powered auto focus and keystone correction, Wi-Fi 6 and Bluetooth 5.4 connectivity, and built-in HiFi stereo speakers.



The projector supports a maximum image size of 200 inches and offers a brightness of 2000 ANSI lumens, making it suitable for use in daylight conditions. It includes a smart remote with air mouse and voice assistant capabilities.

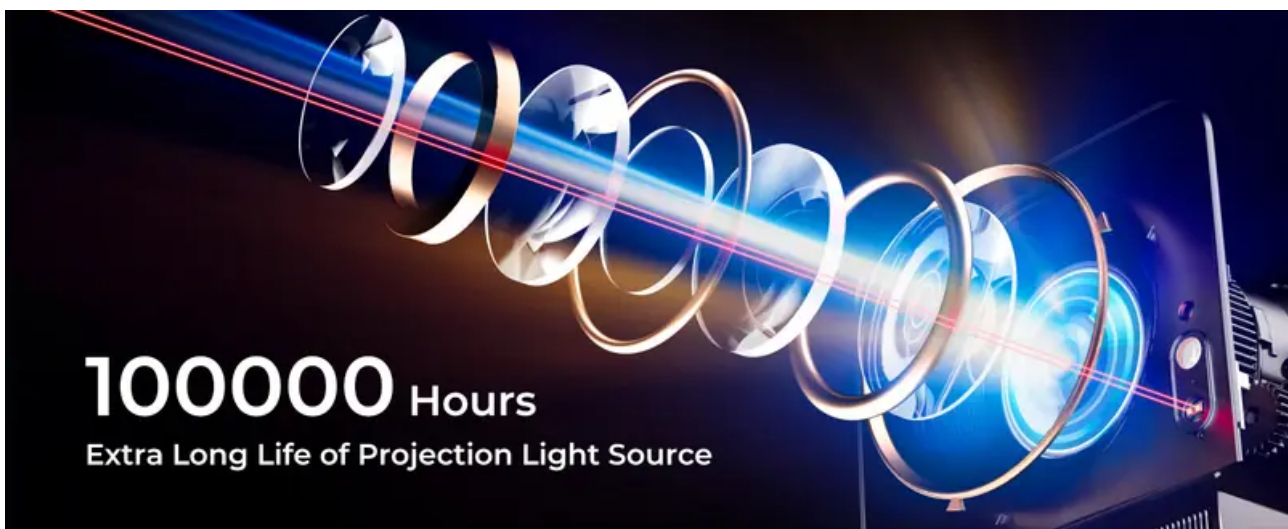
## What's in the Box

- WEMI X7 Projector
- HDMI Cable
- Power Adapter
- Remote Control (Note: Requires 2 x AAA batteries, not included)
- Cleaning Kit
- User Manual

## Features

### Display and Visual Performance

- **Native Resolution:** 1920 x 1080 (Full HD).
- **4K/8K Decoding:** Supports decoding of 4K and 8K content, displayed at native 1080P resolution.
- **Brightness:** 2000 ANSI lumens for daylight visibility.
- **Contrast Ratio:** 18000:1.
- **Color Gamut:** 93% color gamut for vibrant colors.
- **Display Technology:** LCD.
- **Maximum Image Size:** 200 inches.
- **Minimum Image Size:** 60 inches.
- **Throw Distance:** 1 to 5 meters.



### Smart Platform and Connectivity


- **Operating System:** Android 14 OS with built-in Play Store.

- **Built-in Apps:** Supports Netflix, Prime Video, YouTube, Tubi, Disney+, and more.
- **Wireless Connectivity:** Wi-Fi 6 for fast streaming; Bluetooth 5.4 for connecting speakers or headphones.
- **Screen Mirroring:** Supports Android Miracast, Apple AirPlay, and wired connection for iOS devices.
- **Ports:** HDMI (CEC/ARC supported), USB, 3.5mm audio jack.



## AI Auto Calibration

- **Auto Focus:** Automatically adjusts focus for a sharp image.
- **Auto Keystone Correction:** Corrects image distortion when the projector is placed at an angle.
- **Obstacle Avoidance:** Detects and adjusts the image to avoid obstacles.
- **Screen Fit:** Automatically fits the image to the screen area.
- **Orientation Detection:** Detects projector orientation for correct image alignment.



## Audio

- **Speakers:** Built-in HiFi stereo dual speakers.
- **Audio Enhancement:** Supports Dolby Atmos and Hi-Res Audio.

## Smart Remote

- **Air Mouse:** Use the remote as a pointer for easy navigation.
- **Voice Assistant:** Press and hold the voice button to search, open apps, adjust volume, and more.



## Physical Specifications

- **Dimensions:** 8.9 x 5.7 x 7 inches (L x W x H).
- **Weight:** 1.8 kg.
- **Color:** Black and Slate Gray.
- **Mounting:** Tabletop, ceiling, wall, bracket, or tripod.
- **Voltage:** 120V.
- **Light Source Life:** Up to 100,000 hours.


## Use Guide

### Setting Up the Projector

1. Place the projector on a stable, flat surface or mount it using a compatible ceiling mount, wall mount, bracket, or tripod.
2. Connect the power adapter to the projector and plug it into a 120V outlet.
3. Press the power button on the projector or remote to turn it on.

## Initial Configuration

1. Follow the on-screen instructions to select your language and connect to a Wi-Fi network.
2. Sign in to your Google account to access the Play Store and pre-installed apps.
3. If prompted, allow the projector to perform auto focus and keystone correction for optimal image alignment.



## Connecting Devices

- **HDMI:** Connect laptops, gaming consoles (Switch, PS5), TV sticks, or DVD players using an HDMI cable.
- **USB:** Insert a USB drive to play media files directly.
- **3.5mm Audio:** Connect external speakers or headphones.
- **Wireless:** Use screen mirroring (Miracast for Android, AirPlay for iOS) or stream via Wi-Fi 6.

## Using the Remote Control

1. Insert two AAA batteries (not included) into the remote.
2. Point the remote at the projector and press buttons to navigate.
3. For air mouse functionality, move the remote like a pointer to control the cursor on screen.
4. Press and hold the voice button to activate the voice assistant. Speak commands such as "Open Netflix," "Search for action movies," or "Set volume to 50%."



## Adjusting the Image

- **Auto Adjustment:** The projector automatically adjusts focus, keystone, and screen fit when moved or turned on.
- **Manual Adjustment:** If needed, go to Settings > Image to manually adjust focus, keystone, zoom, and other parameters.
- **Obstacle Avoidance:** If an object is detected in the projection path, the projector will automatically adjust the image to avoid it.

## Using Android TV

- Navigate the home screen to access apps, settings, and inputs.
- Open the Play Store to download additional apps such as Netflix, Prime Video, YouTube, Tubi, and Disney+.
- Use the search function to find movies, shows, or apps.
- Switch between inputs (HDMI, USB, screen mirroring) using the Input button on the remote.

## Connecting to Bluetooth Devices

1. Go to Settings > Bluetooth on the projector.
2. Put your Bluetooth speaker, headphones, or other device in pairing mode.
3. Select the device from the list to connect.

## Cleaning and Maintenance

- Use the included cleaning kit to gently clean the lens. Avoid using abrasive materials.
- If the projector is not used for an extended period, seal it to prevent dust accumulation.
- Ensure ventilation openings are not blocked to prevent overheating.

# Specifications



<b>Brand</b>	WEMI
<b>Model</b>	X7
<b>Native Resolution</b>	1920 x 1080
<b>Maximum Display Resolution</b>	7680 x 4320 (8K)
<b>Brightness</b>	2000 ANSI Lumens
<b>Contrast Ratio</b>	18000:1
<b>Display Technology</b>	LCD
<b>Light Source Life</b>	100,000 Hours
<b>Image Size</b>	60 - 200 Inches
<b>Throw Distance</b>	1 - 5 Meters
<b>Operating System</b>	Android 14
<b>Connectivity</b>	Wi-Fi 6, Bluetooth 5.4, HDMI (CEC/ARC), USB, 3.5mm Audio
<b>Audio</b>	HiFi Stereo Dual Speakers, Dolby Atmos, Hi-Res Audio
<b>Smart Features</b>	Auto Focus, Auto Keystone, Obstacle Avoidance, Screen Fit, Voice Assistant, Air Mouse
<b>Compatible Devices</b>	Gaming Console, Laptop, Smartphone, Speaker, Tablet
<b>Mounting Type</b>	Tabletop, Ceiling, Wall, Bracket, Tripod
<b>Dimensions (L x W x H)</b>	8.9 x 5.7 x 7 Inches
<b>Weight</b>	1.8 kg
<b>Voltage</b>	120V
<b>Color</b>	Black and Slate Gray
<b>Video Encoding Support</b>	H.264, H.265, VP9, MPEG1, MPEG2, MPEG4, H.263, XVID, VP8, MP3, OGG, FLAC, APE, MKV, AVI, MOV, MP4, TS, ASF, FLV, PMP, MPG, VOB, WMV, etc.

## Warranty and Support

The WEMI X7 projector comes with a 2-year warranty and a 1-year free replacement policy. For support, contact WEMI through their Amazon store or refer to the user manual for troubleshooting. Ensure you clean the lens regularly and seal the projector if not in use for long periods to avoid dust.

### Warning

This content is compiled from multiple sources and is provided for reference purposes only. It may not be complete or fully applicable to all situations. If you are unable to resolve your issue, please contact the product manufacturer or an authorized service provider for official support.