

## Overview

The Yeedi S14 Plus is a robotic vacuum and mop designed for hard floors and carpets. It combines powerful suction with a roller mopping system and an all-in-one station that automates cleaning maintenance.



### Key components:

- **Robot vacuum** – navigates and cleans autonomously
- **OMNI Station** – charges, washes, dries, empties dust, and refills water
- **OZMO Roller** – 6.89-inch rotating mop for scrubbing
- **ZeroTangle 2.0** – anti-hair-wrap brush system
- **TruEdge 3D Sensor** – detects edges and obstacles

## Features


### OZMO Roller Mopping System

The roller spins at 200 RPM while 16 nozzles spray water to keep the mop clean during operation. The system applies constant pressure to lift stains.



### 18,000Pa Suction & ZeroTangle 2.0

The vacuum generates 18,000Pa of suction. The ZeroTangle 2.0 system uses a 45° V-shaped bristle arrangement and comb teeth to prevent hair tangles.



### TruEdge 2.0 & 3D Sensor

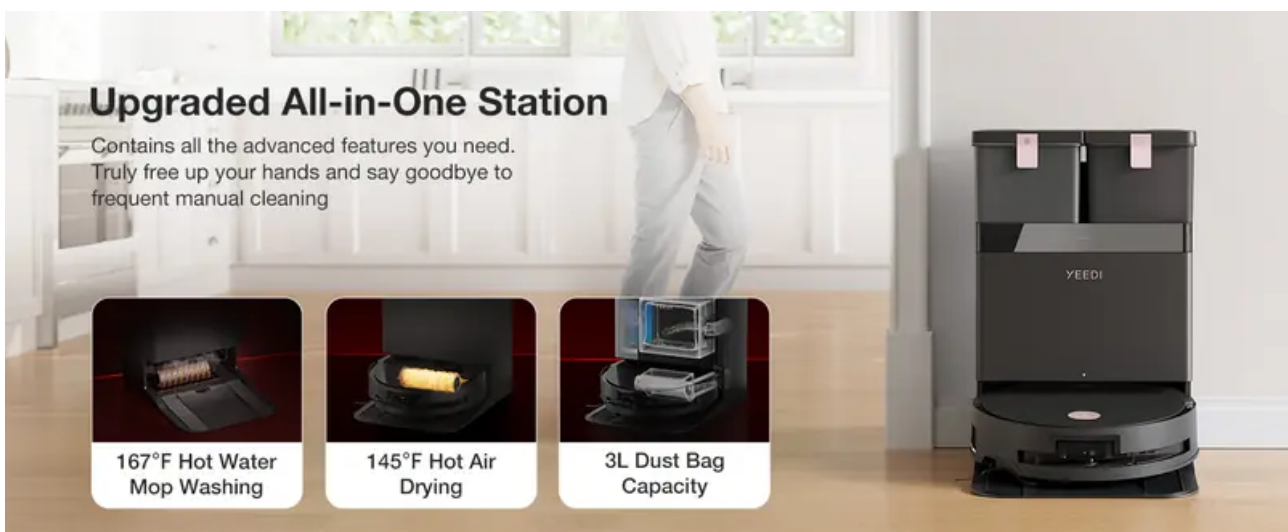
The side brush extends to reach corners and edges. The TruEdge 3D Sensor helps the robot navigate along walls and avoid obstacles.



## OMNI Station

The station performs the following tasks automatically:

- Washes the mop with 167°F (75°C) hot water
- Dries the mop with 145°F (63°C) hot air
- Empties the dust bin
- Refills the clean water tank



## App Control

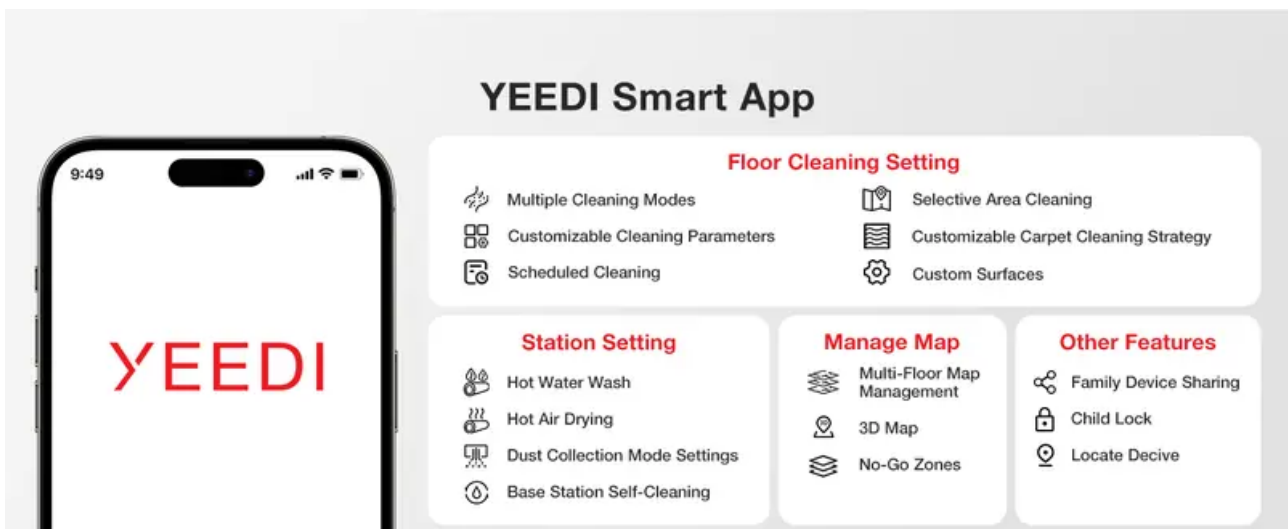
Use the YEEDI app (2.4 GHz Wi-Fi only) to:

- Start, stop, or schedule cleaning
- Adjust suction power and water flow
- Lift the mop for carpet-only cleaning
- Set no-go zones and multi-pass routines

**Compatible with:** Amazon Echo, Google Home, smartphones

## What's in the Box

- Robot Vacuum × 1
- OMNI Station × 1
- Power Cord × 1
- User Manual × 1
- Quick Guide × 1
- Roller (OZMO) × 1
- Side Brush × 1
- Main Brush & Cover × 1
- Clean Water Tank × 1
- Waste Water Tank × 1



## Product Specifications

<b>Brand</b>	Yeedi
<b>Model</b>	S14 PLUS
<b>Color</b>	Black (S14 Plus Ozmo Roller)
<b>Surface Recommendation</b>	Hard Floor & Carpet
<b>Suction Power</b>	18,000 Pa
<b>Battery Life</b>	270 minutes
<b>Battery Type</b>	Lithium Ion (included)
<b>Cleaning Path Width</b>	6.89 inches
<b>Dust Bin Capacity</b>	3 Liters (station)
<b>Noise Level</b>	65 dB
<b>Voltage</b>	110 V (US)
<b>Power Source</b>	Corded Electric & Battery Powered
<b>Controller Type</b>	App Control, Touchpad Control, Voice Control
<b>Wi-Fi</b>	2.4 GHz only (5 GHz not supported)
<b>Dimensions (Station)</b>	13.8" L × 18.8" W × 21" H
<b>Manufacture Year</b>	2025

## Use Guide

### 1. Setup

1. Place the OMNI Station on a hard, level surface near a power outlet.
2. Connect the power cord to the station and plug it in.
3. Fill the clean water tank with water and insert it into the station.
4. Install the side brush and main brush on the robot.
5. Place the robot on the station to charge.



## 2. First-Time Mapping

Before cleaning, the robot will perform a mapping run. Ensure the area is tidy and doors are open. The robot uses LiDAR and sensors to create a map of your home.

**Video guide:** How to Use – Mapping Guide

Your browser does not support the video tag.

## 3. Starting a Cleaning Cycle

- **Auto mode:** Press the power button on the robot or use the app.
- **Zone/room cleaning:** Select a specific room in the app.
- **Spot cleaning:** Use the app to target a small area.

## 4. Using the OMNI Station

The station automatically performs the following after each cleaning:

- Washes the roller mop with hot water (167°F)
- Dries the mop with hot air (145°F)
- Empties the dust bin into the station's 3L bag
- Refills the robot's water tank

Check the clean and waste water tanks periodically. Empty the waste tank and refill the clean tank as needed.

## 5. Removing and Installing the Roller Mop

**Video guide:** How to remove and install the Roller Mop

Your browser does not support the video tag.

## 6. App Customization

In the YEEDI app you can:

- Schedule cleaning times
- Adjust suction power (2 levels)
- Adjust water flow for mopping
- Enable carpet boost (increases suction on carpet)
- Set no-mop zones for carpets
- View cleaning history and maps

## 7. Maintenance

- Empty the waste water tank after each full cleaning cycle.
- Clean the roller mop and main brush every 2 weeks.
- Replace the filter every 3–6 months.
- Wipe the sensors and charging contacts with a dry cloth.

**Video guide:** Dock Maintenance

Your browser does not support the video tag.

## Troubleshooting

Issue	Possible Cause	Solution
Robot not charging	Station not plugged in or contacts dirty	Check power, clean charging contacts
Poor suction	Bin full or filter clogged	Empty bin, clean or replace filter
Mop not wet	Water tank empty	Refill clean water tank
Wi-Fi connection fails	5 GHz network	Use 2.4 GHz band only
Robot stuck	Obstacle or low clearance	Clear area, use no-go zones in app

## Warranty and Support

**Warranty:** 1-year coverage for manufacturing defects or quality issues.

**Return policy:** 30-day free return through Amazon.

**Support:** Contact Yeedi customer service via the YEEDI app or the Yeedi website for assistance.

**Manufacturer:** YEEDI

**Warning**

This content is compiled from multiple sources and is provided for reference purposes only. It may not be complete or fully applicable to all situations. If you are unable to resolve your issue, please contact the product manufacturer or an authorized service provider for official support.

---

Document generated by [ManualsFile](#)

