

Overview

The Rebovico Active Noise Cancelling Headphones are wireless over-ear headphones designed for travel, office, and home use. They feature Bluetooth 5.3 connectivity, active noise cancellation, a 40mm dynamic driver, and up to 100 hours of playtime. The headphones are foldable and come with a 3.5mm audio cable for wired use.



Key specifications:


- Model: Rebovico Noise Cancelling Headphones

- Colour: Black Gold (also available in Beige, Blue, Pink, Red, White)
- Connectivity: Bluetooth 5.3, 3.5mm wired
- Driver: 40mm dynamic driver
- Frequency range: 20 Hz – 20,000 Hz
- Impedance: 1 Ohm
- Battery life: up to 100 hours (ANC off)
- Charging: USB Type-C, 10 minutes charge for 10 hours playback
- Weight: lightweight, foldable design

Features

Active Noise Cancellation (ANC)

The headphones combine active and passive noise reduction to block mid to low frequency noise from engines, commuting, and other background sounds. The over-ear design with soft protein leather earcups provides a strong seal.



Superior Sound Quality

Equipped with a 40mm full-frequency dynamic driver, the headphones deliver deep bass and clear audio. Advanced signal processing ensures stable sound during calls and music playback.

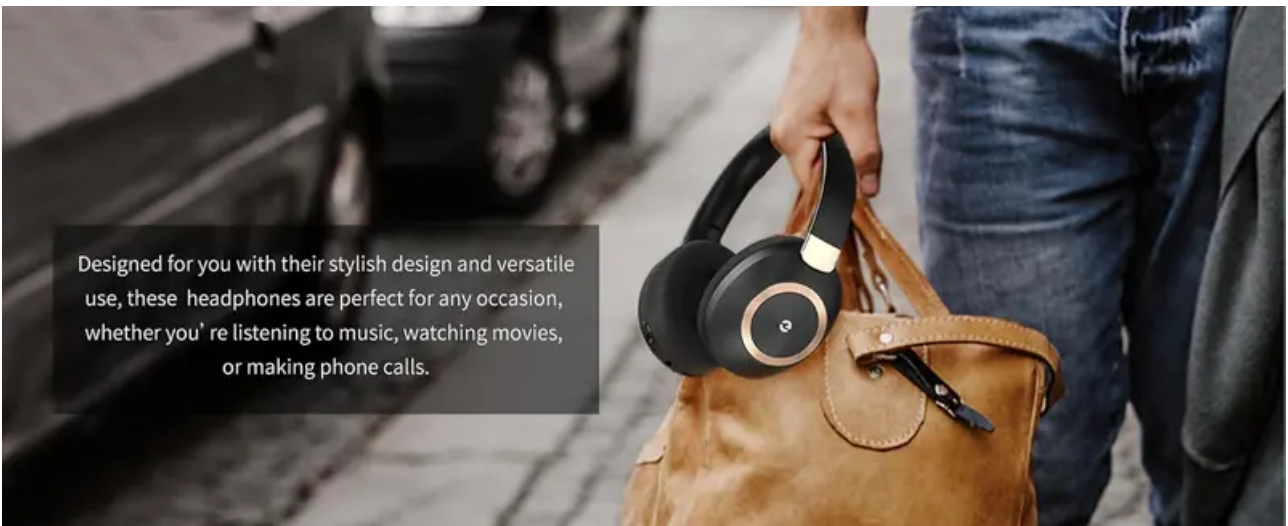


Long Battery Life & Fast Charging

Up to 100 hours of playtime with ANC off. A 10-minute charge via the USB Type-C port provides 10 hours of playback. The headphones also support wired mode using the included 3.5mm audio cable.

Comfortable & Foldable Design

Memory foam ear cushions covered with soft protein leather provide comfort during extended use. The headphones are foldable and include an adjustable headband for a custom fit.



Designed for you with their stylish design and versatile use, these headphones are perfect for any occasion, whether you're listening to music, watching movies, or making phone calls.

Bluetooth 5.3 & One-Step Pairing

After the first connection, the headphones automatically reconnect to paired devices. Bluetooth 5.3 ensures stable transmission, lower latency, and a wireless range of up to 33 feet (10 metres).

Dual Device Connectivity

The headphones can connect to two devices simultaneously, allowing you to switch between music and calls without missing important notifications.

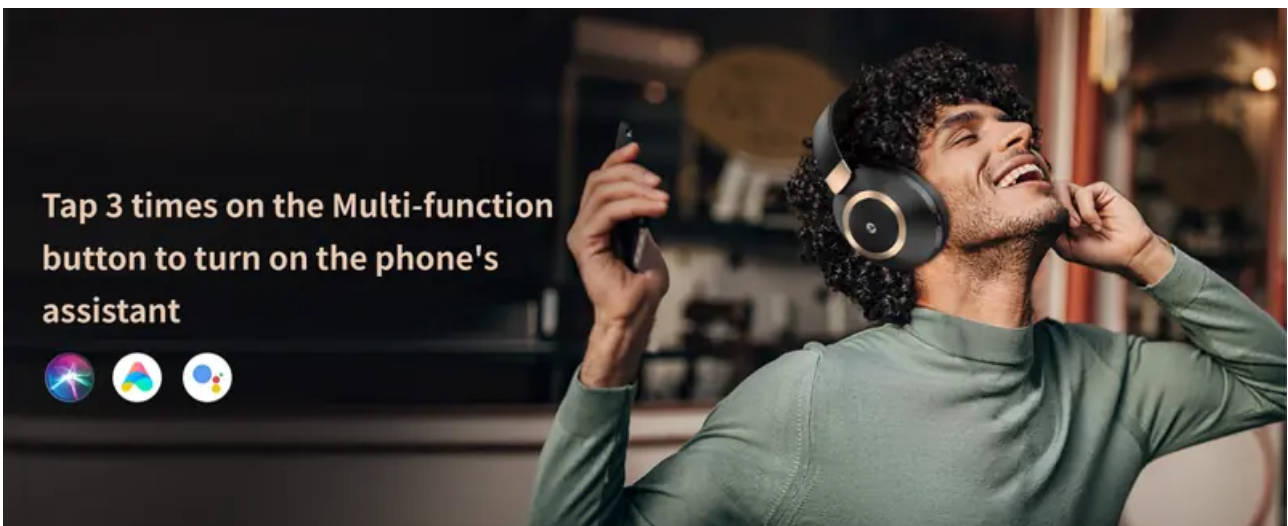


Built-in Microphone

The integrated microphone enables hands-free calling. The headphones provide clear and stable sound during conversations.

Touch Controls

The headphones feature touch-sensitive controls for media playback, volume adjustment, and call management. Tap three times on the multi-function button to activate your phone's voice assistant.



What's in the Box

- Rebocico Active Noise Cancelling Headphones
- USB Type-C charging cable
- 3.5mm audio cable

- Storage bag
- User manual



Use Guide

Charging the Headphones

1. Connect the USB Type-C cable to the charging port on the right earcup.
2. Plug the other end into a USB power source (computer, wall adapter, etc.).
3. The LED indicator will show red while charging and turn off when fully charged.
4. A 10-minute charge provides up to 10 hours of playback (ANC off). Full charge takes approximately 2 hours.

Power On/Off

- **Power On:** Press and hold the multi-function button for 2 seconds. The LED will flash blue.
- **Power Off:** Press and hold the multi-function button for 3 seconds. The LED will turn red briefly and then turn off.

Bluetooth Pairing

1. Ensure the headphones are powered off.
2. Press and hold the multi-function button for 5 seconds until the LED flashes red and blue alternately.
3. On your device (phone, tablet, computer), enable Bluetooth and select “Rebocico Noise Cancelling Headphones” from the list.
4. After successful pairing, the LED will flash blue slowly. The headphones will automatically reconnect to paired devices in the future.

Using Active Noise Cancellation (ANC)

- Press the ANC button on the left earcup to toggle ANC on/off.
- When ANC is active, the LED will glow green (if applicable).
- ANC is most effective in reducing constant low-frequency noise (e.g., engines, fans).

Wired Mode

1. Connect the 3.5mm audio cable to the headphone jack on the right earcup.
2. Connect the other end to your audio source (phone, laptop, etc.).
3. The headphones will automatically switch to wired mode. No battery power is required for audio playback, but ANC and microphone will not function in wired mode without power.

Touch Controls

Action	Function
Tap once	Play/Pause music or Answer/End call
Tap twice	Next track (right earcup) / Previous track (left earcup)
Tap three times	Activate voice assistant (Siri, Google Assistant, etc.)
Press and hold	Volume up (right earcup) / Volume down (left earcup)

Dual Device Connection

1. Pair the headphones with the first device as described above.
2. Turn off Bluetooth on the first device.
3. Pair the headphones with the second device.
4. Turn Bluetooth back on the first device. The headphones will connect to both devices.
5. You can now switch between devices seamlessly.

Folding and Storage

- Rotate the earcups inward to fold the headphones flat.
- Place the folded headphones in the included storage bag for protection.
- Adjust the headband for a comfortable fit before use.



LED Indicator Guide

LED Status	Meaning
Flashing blue	Pairing mode / Connected
Flashing red and blue	Pairing in progress
Solid red	Charging
Red off	Fully charged
Flashing red	Low battery

Product Videos

Video 1: This wireless headphones are perfect for different situations, see how! (0:51) – Customer review by Emeka Nnochiri.

Video 2: Active Noise Cancelling Headphones, Headphones Wireless (1:56) – Official product video by Rebocico Direct UK.

Video 3: Active Noise Cancelling Headphones, (2:57) – Official product video by Rebocico Direct UK.

Video 4: Active Noise Cancelling Headphones, 100H Playtime (3:11) – Official product video by Rebocico Direct UK.

Video 5: Review of Active Noise Cancelling Headphones (1:00) – Customer review by Suzette and Jacob.

Troubleshooting

Headphones not powering on

- Charge the headphones for at least 10 minutes using the USB Type-C cable.
- Press and hold the multi-function button for 5 seconds to force restart.

Bluetooth connection issues

- Ensure the headphones are in pairing mode (LED flashing red/blue).
- Delete the headphones from your device's Bluetooth list and pair again.
- Keep the headphones within 33 feet (10 metres) of the device.

No sound or poor audio quality

- Check volume levels on both the headphones and the connected device.
- If using wired mode, ensure the 3.5mm plug is fully inserted.
- Try reconnecting Bluetooth or restarting the headphones.

Microphone not working

- Ensure the headphones are selected as the audio input device on your phone or computer.
- In wired mode, the microphone may not function unless the headphones are powered on.

Technical Specifications

Specification	Details
Model	Rebocico Noise Cancelling Headphones
Colour	Black Gold (also Beige, Blue, Pink, Red, White)
Ear Placement	On Ear
Form Factor	Over Ear
Driver Size	40 mm
Driver Type	Dynamic Driver
Frequency Range	20 Hz – 20,000 Hz
Impedance	1 Ohm
Noise Control	Active Noise Cancellation (ANC)
Connectivity	Bluetooth 5.3, 3.5mm wired
Bluetooth Range	33 feet (10 metres)
Battery Life	Up to 100 hours (ANC off)
Charging Time	10 minutes for 10 hours playback (fast charge)
Charging Port	USB Type-C
Controls	Touch (multi-function button, ANC button)
Weight	Lightweight (exact weight not specified)
Water Resistance	Not water resistant

Safety & Care

- Do not expose the headphones to water, rain, or high humidity.
- Store in a cool, dry place away from direct sunlight.
- Clean the earcups with a soft, dry cloth. Do not use solvents.
- Do not disassemble or attempt to repair the headphones yourself.
- Keep away from children – small parts may pose a choking hazard.

- Use only the provided charging cable or a certified USB Type-C cable.

Warranty & Support

The product comes with a 1-year warranty from the date of purchase. For support, contact the seller (Rebocico Direct UK) through Amazon or visit the Rebocico store page.

Warranty period: 1 year (as per product information).

Contact: Visit the [Rebocico Store](#) on Amazon for support and warranty claims.

Warning

This content is compiled from multiple sources and is provided for reference purposes only. It may not be complete or fully applicable to all situations. If you are unable to resolve your issue, please contact the product manufacturer or an authorized service provider for official support.

Document generated by [ManualsFile](#)