

Model: WH207A

Overview

The Glynzak Wireless Bluetooth Headphones are over-ear, foldable headphones designed for travel, home, and office use. They feature Bluetooth 5.3 technology, a built-in microphone, and support for multiple EQ modes.




The headphones offer both wireless and wired connectivity, with a 3.5mm audio jack for wired use. The ear cups are made of PU artificial leather, and the headband is adjustable for a comfortable fit.

Features

Bluetooth 5.3 & Multi-Device Connection

The headphones use Bluetooth 5.3 technology for a stable connection and can connect to two devices simultaneously, allowing seamless switching between calls, video, and music.




65-Hour Playtime & Fast Charging

Fully charged in approximately 2.5 hours, the headphones provide up to 65 hours of playtime.



Hi-Fi Stereo Sound & 6 EQ Modes

Equipped with 40mm dynamic drivers, the headphones deliver Hi-Fi stereo sound. Six EQ modes allow you to customize the audio profile to your preference.




Built-in Microphone

The integrated microphone enables hands-free calling.

Foldable & Lightweight Design

The headphones are foldable for easy storage and portability. The ear cups are made of waterproof and sweatproof PU leather.



Wired & Wireless Modes

In addition to Bluetooth, the headphones can be used in wired mode via the included 3.5mm audio cable, providing a stable connection without worrying about battery life.



Controls

All controls are located on the ear cups and include buttons for power, volume, track control, and EQ mode selection.

Use Guide

Charging the Headphones

1. Connect the included charging cable to the charging port on the headphones.
2. Connect the other end to a USB power source (e.g., computer, USB wall charger).
3. The LED indicator will show the charging status. A full charge takes approximately 2.5 hours.

Pairing with a Bluetooth Device

1. Ensure the headphones are powered off.
2. Press and hold the power button for about 2 seconds until the LED indicator flashes (indicating pairing mode).
3. On your device (smartphone, tablet, laptop, etc.), enable Bluetooth and search for available devices.
4. Select "WH2037A" from the list of discovered devices.
5. Once connected, the LED indicator will stop flashing.

Using the Headphones

- **Power On/Off:** Press and hold the power button for 2 seconds to turn on/off.
- **Volume Control:** Use the volume up/down buttons.
- **Track Control:** Press the volume buttons to skip tracks (depending on device).
- **Answer/End Calls:** Press the multi-function button to answer or end a call.
- **EQ Modes:** Press the EQ button to cycle through the 6 available sound modes.

Wired Mode

1. Connect the 3.5mm audio cable to the headphone jack on the headphones.
2. Connect the other end to your audio device (phone, computer, etc.).
3. The headphones will automatically switch to wired mode. No battery power is required.

Multi-Device Connection

The headphones can be connected to two Bluetooth devices at the same time. To use this feature:

1. Pair the headphones with the first device as described above.
2. Disable Bluetooth on the first device or disconnect the headphones.
3. Pair the headphones with the second device.

4. Re-enable Bluetooth on the first device and reconnect. Both devices will now be connected.

Folding and Storage

The ear cups can be folded inward for compact storage. The headband is adjustable to fit different head sizes.

Specifications

- **Brand:** Glynzak
- **Model:** WH207A
- **Bluetooth Version:** 5.3
- **Driver Size:** 40mm
- **Impedance:** 32 Ohms
- **Frequency Response:** 20 Hz - 20 KHz
- **Sensitivity:** 80 dB
- **Battery Life:** Up to 65 hours
- **Charging Time:** Approximately 2.5 hours
- **Weight:** 0.3 kg
- **Connectivity:** Bluetooth 5.3, 3.5mm wired
- **Color Options:** Black, Blue, Green, Grey, Rose Gold

What's in the Box

- Glynzak Wireless Bluetooth Headphones
- 3.5mm Audio Cable
- Charging Cable
- User Manual

Troubleshooting

Headphones not pairing

- Ensure the headphones are in pairing mode (LED flashing).
- Make sure Bluetooth is enabled on your device.
- Move the headphones closer to the device and away from interference.
- Reset the headphones by turning them off and on again.

Poor sound quality or distortion

- Check the volume level on both the headphones and the connected device.
- Try a different EQ mode.
- Ensure the headphones are fully charged.
- If using wired mode, check the cable connection.

Microphone not working

- Ensure the headphones are properly connected via Bluetooth.
- Check the microphone permissions on your device.
- Make sure the microphone is not blocked.

Headphones not charging

- Check the charging cable and USB port.
- Ensure the charging cable is fully inserted.
- Try a different power source.

Warranty and Support

The Glynzak Wireless Bluetooth Headphones come with a 12-month warranty and lifetime technical support. For warranty claims or technical assistance, please contact Glynzak customer support through the official store page on Amazon.

Warning

This content is compiled from multiple sources and is provided for reference purposes only. It may not be complete or fully applicable to all situations. If you are unable to resolve your issue, please contact the product manufacturer or an authorized service provider for official support.