

## **IMPORTANT CAUTION**

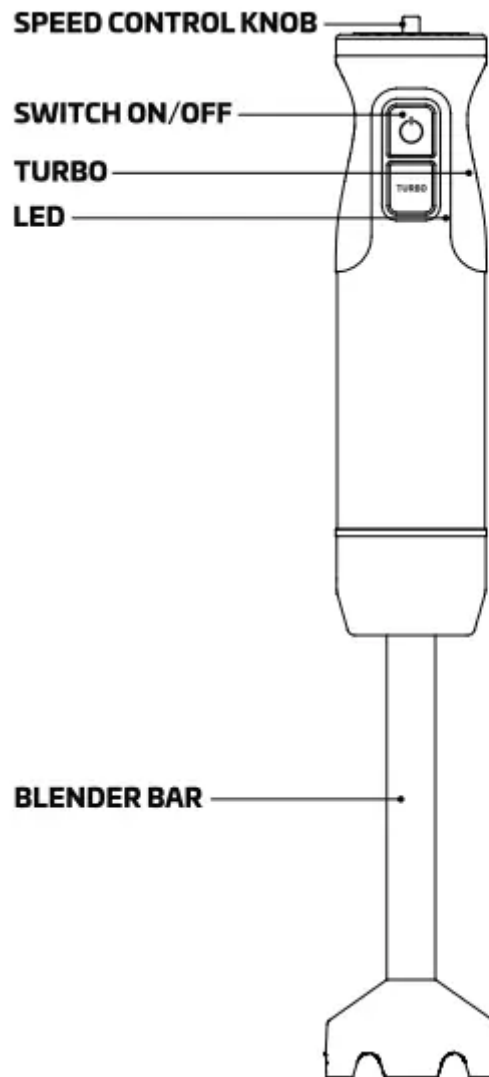
**Check each accessory carefully before using this unit:**

- This appliance is not intended for use by persons (including children) with reduced physical, sensory or mental capabilities, or lack of experience and knowledge, unless they have been given supervision or instruction concerning the use of the appliance by a person responsible for their safety.
- Children should be supervised to ensure that they do not play with the appliance
- Before using this unit, check that the appropriate power voltage corresponds to the voltage shown on the marking plate. If traveling abroad make sure to use proper power adaptor/transformer.
- Always disconnect the blender from the power supply if it is left unattended and before assembling, disassembling or cleaning
- Do not allow children to use the blender without supervision
- Do not switch the appliance on if it appears to be faulty in any way.
- The base of the unit should never be immersed in water for cleaning and never start the unit or press the control button with wet hands.
- The water temperature should not be over 140°F when cleaning the unit.
- Do not run this unit for prolonged periods of time (more than 1 minute intervals) otherwise the inner parts can be damaged.
- When the motor is running, do not place your finger or other objects near the blades and container.
- If the power supply cord is damaged, it must be replaced by the manufacturer, their service agent or similarly qualified persons in order to avoid a potential hazard.
- Only use this appliance with the provided accessories. Use the appliance for its intended purposes only. Do not use the appliance and the accessories for other purposes other than described in this user instruction manual.
- Care should be taken when handling the sharp cutting blades, emptying the container and during cleaning. Do not try to use the cutting blade or accessory other than for its intended purpose to prevent hazards. Misuse or disassembly of the cutting blades or accessories may cause a hazard.
- For repairs, accessories, or power cord replacement, contact (888) - 632 - 9981

## SAFETY PROTECTION

The motor is equipped with a protective setting which will turn the unit off automatically if overloading occurs and will re-activate it after it cools.

## NAME OF PARTS



## TECHNICAL PARAMETER

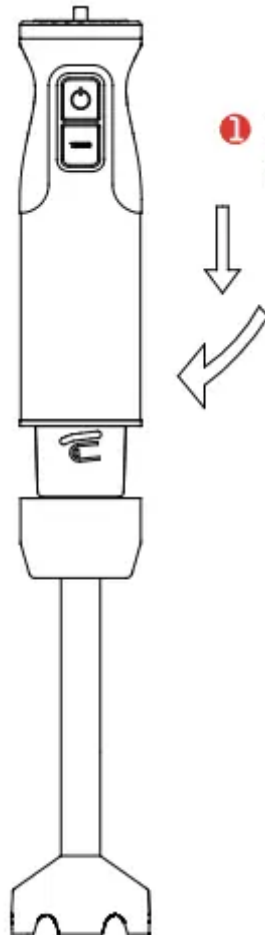
Model	Ultra Stick	Rotation Speed	1500RPM $\pm$ 10%
Rated Voltage	110-120V	Rated Frequency	60Hz
Rated Power	500W	Model Depose Patent Pending	回
Rated Working Time	$\leq$ 1min	Rated Interval Time	$\geq$ 1min

# OPERATION GUIDE

## USING THE BLENDER

The hand blender is perfectly suited for preparing dips, sauces, mayonnaise, and baby food as well as for mixing and milkshakes.

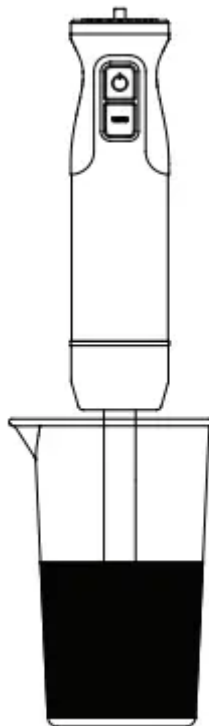
- 1. Insert the blender bar into motor unit turn clockwise to lock it into motor unit.



- 2. Put ingredients in the beaker. To prevent splattering immerse the blade guard completely in the ingredients. (Beaker maximum capacity 600ml). You can use the hand blender in the beaker and just as well in any other vessel



- 3. Switch the appliance on by pressing the turbo or switch.
- 4. The speed of the blender can be adjusted in 8 increments each for both High and Low settings for a total of
- 2 speed options
- 5. Blend the ingredients by moving the appliance slowly up down and in circles.



## **CLEANING AND MAINTENANCE**

1. Before cleaning, unplug the appliance and detach the accessories.
2. To clean the main unit use a damp cloth. DO NOT immerse in water!
3. If you cannot clean the blades with soap and water, place a drop of dish detergent in the mixing container with water. Plug unit into power outlet. Immerse blender in mixing container for about seconds. Unplug, then rinse and dry

## CAUTION

The cutting edges of the blades are VERY SHARP. Please wash with extreme caution!

### About this item

- Sophisticated Design - The ergonomic grip offers a non-slip and comfortable grip when continuously blending ingredients.
- Exceptional Quality - The full copper motor withstands continuous use and will last 3X longer than competitor's motors.
- Versatility - The removable blending arm with fixed blade locks into the motor body for easy operation. The stainless steel S-shaped fixed blade quickly blends ingredients for smoothies, milk shakes, soups or baby food and the quality Whisk attachment is a perfect addition.
- 1 Year Warranty so you can buy with confidence and blend happily ever after.
- Made in China.



### Fast-track your baking and cooking

Whip up your favorite meals and drinks in record time! Our stainless steel, extra sharp blades mean your hand-held blender can blend, pureé, or mix even the most dense ingredients with increased precision and ease.



### Increased kitchen power

Equipped with a 500W motor and comfortable ergonomic handle, this 3 in 1 blender is carefully calibrated to deliver on both looks and utility for the long-haul.



### At-home lattes


Need a coffee break? Treat yourself to a home-made latte thanks to your speedy handheld appliance. Simply attach the frother head to begin putting together customized hot drinks in minutes.



## Rediscover the Art of Cooking

There's nothing quite as fulfilling as putting together a well-made, thoughtful meal for yourself and your loved ones. But let's face it: the tens of minutes spent mashing vegetables, removing clumps of flour, and emulsifying fruits is time better spent elsewhere. Fast-track these routine tasks with Mueller's 3 in 1 blender. Easily whip up everything from cake batter, to applesauce, to pesto, to your favorite vegetable soup, and rediscover the art of cooking.

**EXPERIENCE COOKING WITH EASE**



### Customizable settings

With 9 speeds, choose your preferred pace depending on the task at hand. We recommend a lower setting for things like frothing hot drinks, while blending starches and thick soups may require a higher setting




### **Turbo mode**

Kick it up a notch by tapping into 'turbo mode', a setting found on the side of your blender's handle. This burst of increased power helps you efficiently move through high-resistance, dense recipes with ease.



### **Practical design**

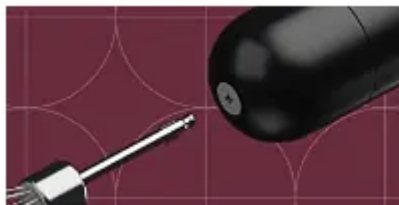
Cleaning just got a lot easier. Simply detach your chosen attachment from your blender and place it in the dishwasher, ready to go for next time!



### 1 blender, 3 options

Why buy 3 different appliances when you can get them all in 1? Mueller created our stainless steel handheld blender to help you preserve drawer and counter-space, while making your cooking and baking experiences more seamless. Our appliances comes equipped with:

- A blender, frother, and whisk head
- Stainless steel, sharpened blades
- 500W motor for powerful blending
- 9 changeable speeds for increased customization
- Turbo mode for when you need it



### Alternate Attachments

Switch between your frother, whisk, and blender heads when the appliance is unplugged and turned off. Make sure the head is properly attached before using.

**Warning**

This content is compiled from multiple sources and is provided for reference purposes only. It may not be complete or fully applicable to all situations. If you are unable to resolve your issue, please contact the product manufacturer or an authorized service provider for official support.

---

Document generated by [ManualsFile](#)