


## 18IN LED WORK BENCH LIGHT

Model Number: 0005-0222



Questions, problems, missing parts?  
Before returning to your retailer, call our customer service at  
1-844-255-9692 Monday – Friday 8:00 a.m. – 5:00 p.m. CST

### PACKAGE CONTENTS



PART	DESCRIPTION	QUANTITY
A	18 Inch LED Work Bench Light w/attached 5ft Power Cord	1
B	Mounting Screw	2
C	Drywall Anchors	2

Note: Hardware not shown to actual size.

## ⚠ SAFETY INFORMATION

Please read and understand this entire manual before attempting to assemble, operate or install the product.

### READ AND FOLLOW ALL SAFETY INSTRUCTIONS

**WARNING:** These products may represent a possible shock or fire hazard if improperly installed or attached in any way. Products should be installed in accordance with these instructions, current electrical codes, and/or the current National Electric Code (NEC). Disconnect power to the unit prior to installation.

**WARNING:** To reduce risk of fire, electric shock, or injury to persons, be sure that power supply is turned off at fuse box or circuit breaker before attempting installation or servicing of the fixture.

**WARNING:** Injury to persons and damage to the fixture and/or mounting surface may result if the fixture is pulled from the surface. To reduce the likelihood of such injury or damage, mount to a surface that is mechanically sound.

**SAVE THESE INSTRUCTIONS.** For safest operation, read and become familiar with complete installation instructions prior to use. Pay close attention to this manual and stay within its guidelines when using this product.

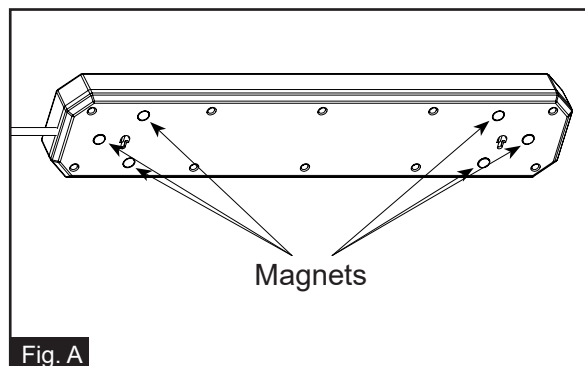
### ADDITIONAL SAFETY MEASURES

- To avoid electrical shock, do not turn on fixture with missing or damaged lens.
- There are no serviceable parts inside LED module.
- LEDs emit bright light. Avoid looking directly at the light source.
- If power cord is used, do not alter it in any way.
- Do not install the strip lighting near flammable liquids.
- Do not use with any other cord, cable or connector other than those provided with the fixture or recommended in this instruction manual.
- Keep fixtures away from curtains and other combustible materials.
- This portable luminaire has a polarized plug (one blade is wider than the other) to reduce the risk of electric shock. This plug will fit in a polarized outlet one way. If the plug does not fit fully in the outlet, reverse the plug. If it still does not fit, contact a qualified electrician. Never use with an extension cord unless plug can be fully inserted. Do not alter plug.
- Suitable for indoor dry locations only.

## SAVE THESE INSTRUCTIONS

### MAGNETS

**WARNING: RISK OF FALLING.** This fixture has built-in magnets disks (Fig. A) which can be attached to ferrous surfaces that contain iron (FERROUS) in them like steel. Metals like brass, copper, zinc, and aluminum ARE NOT magnetic, therefore, it will not hold the fixture properly and can fall causing damage to the unit, surrounding property, and could result in serious injury or death to the user or other living objects if not attached correctly using the supplied screws. ALWAYS use the supplied screws for a more secure and permanent installation. Magnets are only meant to be used for non-permanent, quick-fix use, where light is needed for a short period.



### PREPARATION

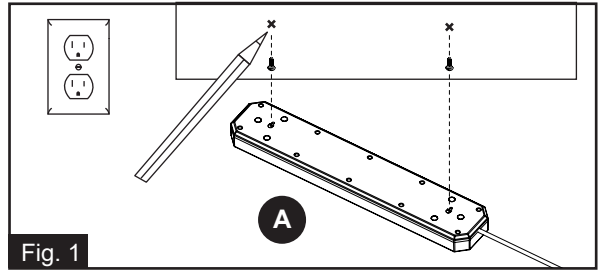
Before beginning assembly, installation, or operation of product, make sure all parts are present. Compare parts with package and hardware contents lists on page 1. If any part is missing or damaged, do not attempt to assemble, install or operate the product. Contact customer service for replacement parts.

Tools Required for Assembly (not included): Pencil, Phillips Screwdriver or Electric Drill, Safety Glasses

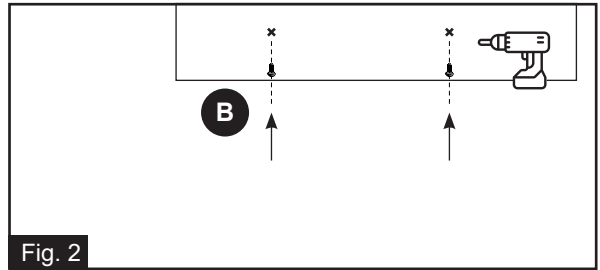
Estimated assembly time: 20 minutes

# INSTALLATION INSTRUCTIONS

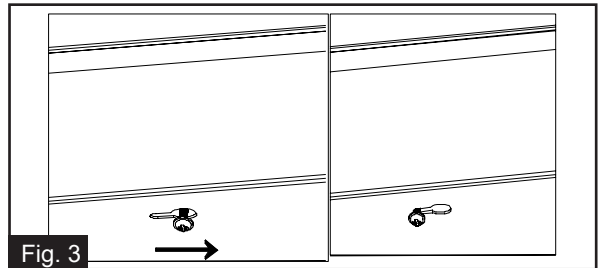
1. Determine the desired location of the light fixture (A). Using a pencil, mark the locations of the mounting holes onto the mounting surface. Ensure the power input side of the fixture (A) is no more than 5 feet from a 120V power receptacle.



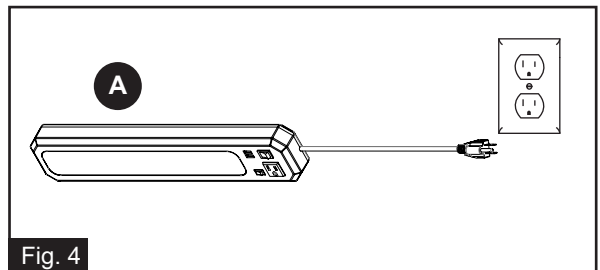
2. Use an electric drill (or start holes with an awl) and screw in the mounting screws (B) into the mounting surface at the locations marked during Step 1. Be sure to leave approximately 1/4" of the screw exposed to fit in the fixture's mounting hole slots.



3. Using the heads of the two screws (B) installed during Step 2 as a guide, bring the light fixture (A) to the surface so that the keyholes slip over the screws (B), then slide the light fixture so the screw heads rest over the narrow part of the keyhole slot.

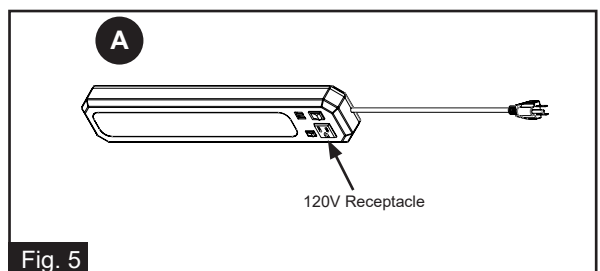


4. Insert the attached power cord into an appropriate 120V AC receptacle.



5. Subsequent fixtures can be installed so they are powered from an adjacent fixture by using the 120V receptacle on the face of the fixture. Plug the power cable from additional fixtures into the 120V receptacle, being sure the connection is secure.

**NOTE:** Maximum number of adjacent units that can be inter-connected is 10.



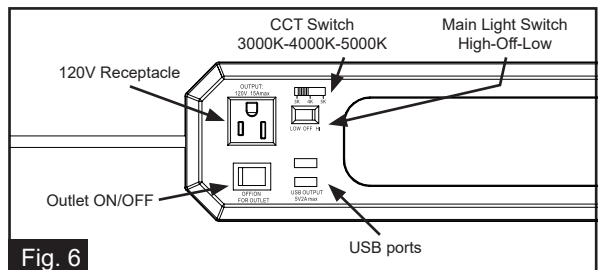
6. For Fixture operation:

**CCT Switch:** Use the CCT switch to select light color temperature from 3000K, 4000K or 5000K.

**ON/OFF Switch:** Use the ON/OFF switch to control the 120V receptacle (outlet).

**Main Light Switch:** There are three settings. Use the switch to toggle between High - Off - Low.

**USB Charging Ports:** There are 2 USB charging ports on the fixture face. Use these ports to charge other electronics that utilize USB charging.



## CARE AND MAINTENANCE

- Do not use if there is any damage to the light or power cord insulation. Inspect periodically.
- Wash hands after use.
- Do not use chemical solvents or harsh abrasives to clean fixture. Use a dry soft cloth to clean if needed.

## TROUBLESHOOTING

- 1) The light does not come on at all:
  - a) Make sure fixture is plugged in.
  - b) Make sure the wall switch and circuit breaker are on.

**If unable to fix any of the above issues, please consult a certified electrician.**

## WARRANTY

This PATRIOT LIGHTING® brand light fixture carries a five (5) Year Limited Warranty to the original purchaser. If, during normal use, this PATRIOT LIGHTING® light fixture fails due to a defect in material and workmanship within five (5) years from the date of purchase, simply bring this light fixture with your original sales receipt back to your nearest MENARDS® retail store. At its discretion, PATRIOT LIGHTING® agrees to have the lighting fixture replaced with the same or similar PATRIOT LIGHTING® product free of charge, within the stated warranty period, when returned by the original purchaser with original sales receipt. Notwithstanding the foregoing, this limited warranty does not cover damage or failure caused by misuse or abuse including but not limited to improper installation, accident, unauthorized repair, maintenance, or modifications of the merchandise. This warranty: (1) excludes expendable parts including but not limited to light bulbs, batteries; (2) carries a 2-year finish warranty protecting finish against tarnishing, flaking, and discoloration; (3) shall be void if this lighting fixture is not installed in the U.S.A; (4) does not cover products installed within three miles of saltwater coastline or any area prone to salt spray; and (5) does not cover any losses, labor, injuries to persons/property or costs. This warranty does give you specific legal rights and you may have other rights, which vary from state to state. Be careful, it is recommended that installation be done by a qualified professional; the purchaser has sole responsibility for proper installation in compliance with all state and local code requirements. Seller's employees are not qualified to advise you on the use of this Merchandise. Any oral representation(s) made will not be binding on seller or its employees. The rights under this limited warranty are to the original purchaser of the Merchandise and may not be transferred to any subsequent owner. This limited warranty is in lieu of all warranties, expressed or implied including warranties or merchantability and fitness for a particular purpose. Seller shall not be liable for any special, incidental, or consequential damages. The sole exclusive remedy against the seller will be for the replacement of any defects as provided herein, as long as the seller is willing or able to replace this product or is willing to refund the purchase price as provided above.

**SAVE YOUR RECEIPTS. THIS WARRANTY IS VOID WITHOUT THEM.**



Questions, problems, missing parts?  
Before returning to your retailer, call our customer service at  
1-844-255-9692 Monday – Friday 8:00 a.m. – 5:00 p.m. CST

Patriot Lighting® is a registered trademark  
of Menard, Inc. All Rights Reserved.