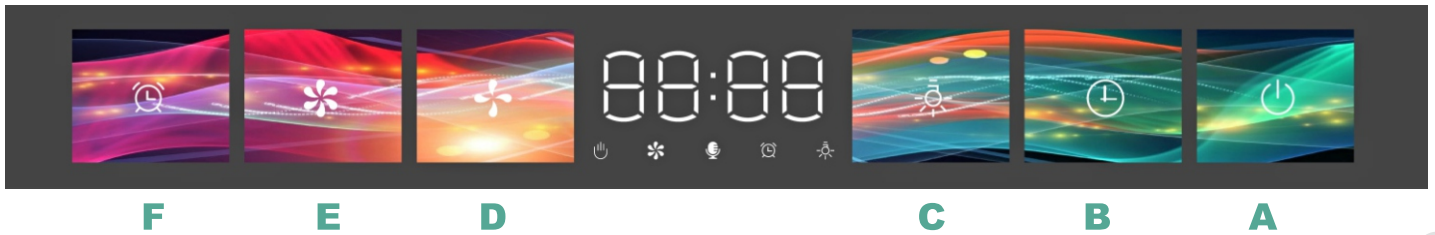









RANGE HOOD OPERATIONS



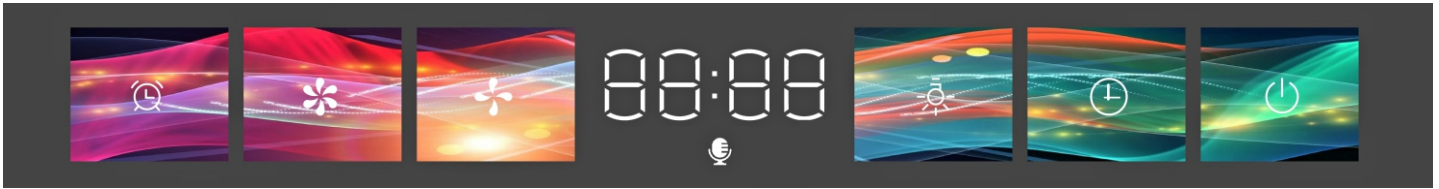
- A.  Power - tap to turn on the range hood. (Hold for 3 seconds will turn on/off the gesture sensor.)
- B.  Delay Shutdown– tap to turn off the fan automatically after 3 minutes.
- C.  Light – tap to turn on/off the light .
- Tap the light button  to illuminate the LED lights, and hold the light button to change the brightness level.
- D.  Minus Button – first touch will run the 4th speed F4, and then decrease the settings; (Hold for 3 seconds will turn on/off the voice control sensor.)
- E.  Plus Button – first touch will run the 1st speed F1, and then increase the settings.
- F.  Timer – only works when the range hood fan is running, touch once, the timer has a default setting of 15 minutes, the fan will shutdown after 15 minutes; use the minus or plus button to decrease or increase the time duration optionally.

Gesture Sensing Control

The operating distance for gesture sensing control is around **8 to 10cm (3 - 4 inches)** from the control panel. This range allows the sensors to detect your hand movements effectively without being too sensitive to accidental gestures or too far for accurate detection.

- 1) Wave your hand from Left to Right to increase the fan speed.
 - 2) Wave your hand from Right to Left to decrease the fan speed.
 - 3) The first wave of your hand from Left to Right, run the 1st fan speed - F1.
 - 4) The first wave of your hand from Right to Left, run the 4th fan speed - F4.
- When the fan speed is at F4, wave your hand from Left to Right can turn off the fan.

USE ANDY (V1.0) ON YOUR RANGE HOOD



Voice-activated Control

Andy is a built-in “smart assistant” that allows BRANO® Range Hood users to operate the hood just use the voice. With “Hi Andy”, you can perform all the actions on your range hood.

Just say “Hi Andy” to activate the voice control, **hold the minus button for 3 seconds can turn on/off the voice control sensor.**

Talking to Andy is a quick way to get things done, when you activate Andy with your voice, Andy responds out loud:



- Hi Andy!
- Power on
- Light on
- Light off
- Delay Shutdown
- Speed one
- Speed two
- Speed three
- Speed four
- Power OFF



- (Hi I'm here!)
- (OK, working now)
- (OK, lights on)
- (OK, lights off)
- (OK, shutdown 3 minutes later)
- (OK, Speed one)
- (OK, Speed two)
- (OK, Speed three)
- (OK, Speed four)
- (OK, Goodbye!)

Andy will say “see you later“ if no voice commands in 15 seconds, but Andy will work for you again at anytime when you say “Hi Andy!”.