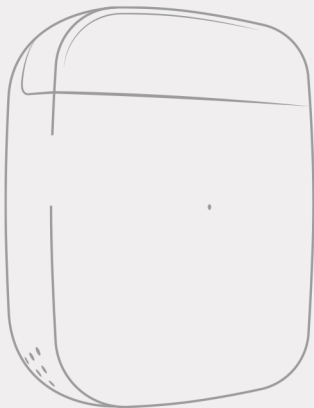


Smart Wi-Fi Controller for
Air Conditioners & Heat Pumps



Cielo Breez Lite
User Manual

Getting Started

For best results, connect Cielo Breez Lite smart Wi-Fi controller with the **provided USB cable and adapter**. Mount your Breez Lite on a wall in your AC's line of sight and plug it into a power source.

For optimal placement and control:

- Make sure Breez Lite is **in the line of sight** of your air conditioner or heat pump.
- To avoid deviated sensor readings, **do not place Breez Lite where** it may be exposed to **excessive sunlight or other heat sources**.

Special Note: It is strongly advised that whenever there is a need to use the remote control for AC/heat pump, point it towards Breez Lite while performing any action. This way, your AC/heat pump and Cielo Home app will always be in sync.

Getting Help

No long queues, no bots, no delays.
We answer 98% calls in less than 2 minutes and
guarantee that you will talk to a REAL person.



Visit our website: www.cielowigle.com
and **select support to access user guides.**



Email us at: support@cielowigle.com

Call us at : **+1 (425) 529-5775**

9:00AM - 9:00PM EST, Mon-Fri

Prior to App Installation

- Make sure your smartphone's **Bluetooth is turned ON.**
- Make sure your smartphone's **Wi-Fi is turned ON.**
- Make sure your **smartphone has internet access.**



- Make sure you have a **working internet connection** on your Wi-Fi router.
- Make sure **there is no proxy server or authentication server configured** on your internet connection.
- Make sure **there is no captive portal** on your Wi-Fi router.



Important:

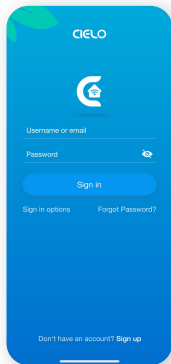
Make sure IP isolation or client isolation is turned OFF on your Wi-Fi router.

App Installation & Registration

iOS / Android

Install the 'Cielo Home' app from the App Store/Play Store. Search for the Cielo Home app or scan the QR code provided below.

Log in to the app if you already have an account; otherwise, create one using the **sign-up option**.



Device Registration

iOS / Android

Device registration process **connects Breez Lite to your home Wi-Fi network through the Cielo Home app.**

Notes for iOS users:

- For iOS 13.0 & above, **location permission is required to complete the registration process.** You may disable it later.
- **Local Network Access permission is a requirement** for iOS 14.0 onwards to successfully register the device.

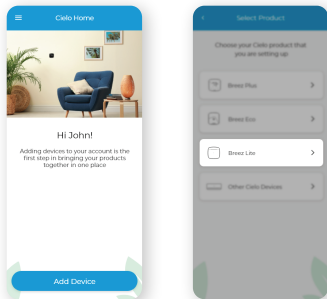
Note for Android users:

- For Android OS 8.1 & above, **location permission is required to complete the registration process.** You may disable it later.

Device Registration

iOS / Android

Open the Cielo Home app, tap **'Add Device'** on the home screen, and select **Breez Lite** from the list of devices.



If you are already using a Cielo device, tap **'+'** on the home screen to add this one.



Follow the steps to successfully pair your Breez Lite with your phone.

Step 1:

Make sure your Breez Lite is **powered on**.

Step 2:

Make sure your phone's Bluetooth is turned on.
Tap 'Next'.



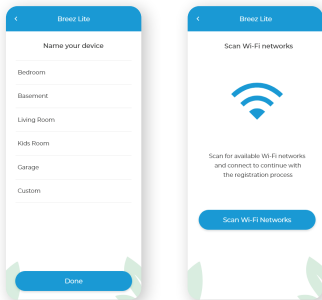
Step 3:
Wait for Breez Lite to
show on the screen.
Then, tap **'Connect'**.



Note:
In case Breez Lite
does not show, **press the
button on the right side of
your Breez Lite once,
and tap 'Next'**.

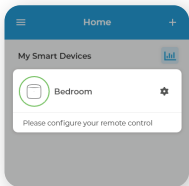
Step 4:

Your device is now successfully paired with Bluetooth. **Name your device** and **connect it to a Wi-Fi network**.



Step 5:

After Wi-Fi configuration, **your device will appear on the home screen**. Tap the device to start the remote configuration process.





Step 6:

Get a hold of your AC remote and tap **'Next'**.

Step 7:

Point your AC remote at Breez Lite and press the remote's 'Power button' once.

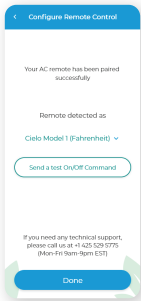
It will start the configuration process.

Quick Tip: LED indicator on Breez Lite should blink once after receiving the remote control's signal. If it does not blink, please check the batteries of the remote control.



Step 8:

The configuration **screen will display your detected remote control**. Tap 'Send a test On/Off Command'. Your AC will switch on/off.



Your remote is now **successfully paired with Breez Lite**.

The registration process is complete.
Enjoy your smart air conditioning!

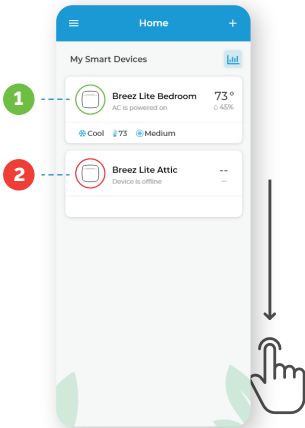
Your Home Screen

Your home screen shows **the real-time status of all your Cielo devices**. A registered Cielo device can show either of the 2 statuses outlined in circles:

Green - Device is online.
You're good to go!

Red - Device is offline.

- › Ensure your phone/device is connected to a working internet connection.
- › Refresh the home screen by swiping downwards (pull-to-refresh).



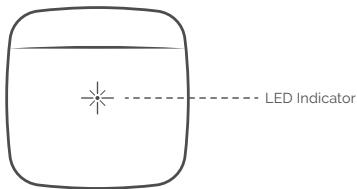
Troubleshooting

Breez Lite has an **LED indicator on its front for status indication.**

Case 1: If your device is powered up and connected to a working internet connection, **the light stays off** meaning the device is working perfectly.

Case 2: If there is a single blink every 2 seconds, it indicates **the device is in broadcast (AP) mode.** If you have not registered the device yet, **please follow the 'Device Registration' steps.**


Case 3: If the light blinks twice every 2 seconds, it indicates **the device is connected to the router but has no internet access.**



Configuring the Right Remote Control for Your AC

Breez Lite auto-detects the relevant remote control for your AC during the registration process. If it is not working with your AC, please select your remote model manually or **contact Cielo Support for help at +1 (425) 529-5775** or visit our website: www.cielowigle.com and **select support to access user guides.**

For manual selection, follow these steps:

Screen A: Go to **settings** by tapping the 'Settings' icon  on the control screen

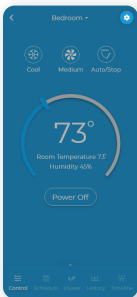
Screen B: Select **'Change Appliance'**

Screen C: Select **'Manual Configuration'**

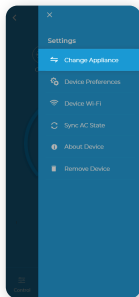
Screen D: Select the **'Manufacturer'** & **'Remote Model'** from the drop-down lists and tap **'Done'**

Quick Tip: Remote control model number is usually found at the back side of the remote control as shown in the image.






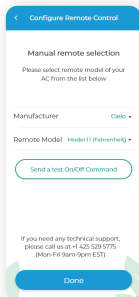
Screen A



Screen B



Screen C



Screen D

Enjoy Unlimited Functionalities



Tap the settings icon  for more options

LIMITED WARRANTY & END USER LICENSE AGREEMENT

LIMITED PRODUCT WARRANTY FOR END-USERS

Cielo WiGle Inc. warrants to the owner of the enclosed Cielo WiGle Inc. branded product contained in this box ('Product') will be free from defects in materials and workmanship for a period of one (1) year from the date of delivery, following the original retail purchase (the "Warranty Period"). If the product fails to conform to this limited warranty during the warranty period, Cielo will, at its sole discretion, either repair or replace any defective product or component. Repair or replacement may be made with a new or refurbished product or components, at Cielo WiGle Inc.'s sole discretion. If the product or a component incorporated within it is no longer available, Cielo WiGle Inc. may replace the product with a similar product at Cielo WiGle Inc.'s sole discretion. This is your sole and exclusive remedy for breach of this limited warranty. Any product that has either been repaired or replaced under this limited warranty will be covered by the terms of this limited warranty for the longer of ninety (90) days from the date of delivery or the remaining warranty period. This limited warranty is non-transferable from the original purchaser to subsequent owners and the warranty period will not be extended in duration or expanded in coverage for any such transfer.

WARRANTY CONDITIONS; HOW TO GET SERVICE IF YOU WANT TO CLAIM UNDER THIS LIMITED WARRANTY

Before being able to claim under this limited warranty, the owner of the product must (a) notify Cielo WiGle Inc. of the intention to claim by visiting our website during the warranty period and providing a description of the alleged failure, and (b) comply with Cielo WiGle Inc.'s returns shipping instructions.

WHAT THIS LIMITED WARRANTY DOES NOT COVER

This warranty does not cover the following (collectively 'Ineligible Products'): products marked as 'sample' or sold 'AS IS'; or products that have been subject to: (a) modifications, alterations, tampering, or improper maintenance or repairs; (b) handling, storage, installation, testing, or use not in accordance with the product user manual or other instructions provided by Cielo WiGle Inc.; (c) abuse or misuse of the product; (d) breakdowns, fluctuations, or interruptions in electric power or the telecommunications network; or (e) acts of God, including lightning, flood, tornado, earthquake, or hurricane. This warranty does not cover consumable parts, unless damage is due to defects in materials or workmanship of the product, or software (even if packaged or sold with the product). Unauthorized use of the product or software can impair the product's performance and may invalidate this limited warranty.

DISCLAIMER OF WARRANTIES

EXCEPT AS STATED ABOVE IN THIS LIMITED WARRANTY, AND TO THE MAXIMUM EXTENT PERMITTED BY APPLICABLE LAW, CIELO WIGLE INC. DISCLAIMS ALL EXPRESS, IMPLIED, AND STATUTORY WARRANTIES AND CONDITIONS WITH RESPECT TO THE PRODUCT, INCLUDING THE IMPLIED WARRANTIES OF MERCHANTABILITY AND FITNESS FOR A PARTICULAR PURPOSE. TO THE MAXIMUM EXTENT PERMITTED BY APPLICABLE LAW, CIELO WIGLE INC. ALSO LIMITS THE DURATION OF ANY IMPLIED WARRANTIES OR CONDITIONS TO THE DURATION OF THIS LIMITED WARRANTY.

LIMITATION OF DAMAGES

IN ADDITION TO THE ABOVE WARRANTY DISCLAIMERS, IN NO EVENT WILL CIELO WIGLE INC. BE LIABLE FOR ANY CONSEQUENTIAL, INCIDENTAL, EXEMPLARY, ACCIDENTAL, OR SPECIAL DAMAGES, INCLUDING ANY DAMAGES FOR LOST DATA OR LOST PROFITS, ARISING FROM OR RELATING TO THIS LIMITED WARRANTY OR THE PRODUCT, AND CIELO WIGLE INC.'S TOTAL CUMULATIVE LIABILITY ARISING FROM OR RELATED TO THIS LIMITED WARRANTY OR THE PRODUCT WILL NOT EXCEED THE AMOUNT ACTUALLY PAID FOR THE PRODUCT BY THE ORIGINAL PURCHASER.

LIMITATION OF LIABILITY

THE CIELO WIGLE INC. ONLINE SERVICES ('SERVICES') PROVIDE YOU INFORMATION ('PRODUCT INFORMATION') REGARDING YOUR CIELO WIGLE INC.'S PRODUCTS OR OTHER PERIPHERALS CONNECTED TO YOUR PRODUCTS ('PRODUCT PERIPHERALS').

THE TYPE OF PRODUCT PERIPHERALS THAT MAY BE CONNECTED TO YOUR PRODUCT MAY CHANGE FROM TIME TO TIME WITHOUT LIMITING THE GENERALITY OF THE DISCLAIMERS ABOVE. ALL PRODUCT INFORMATION IS PROVIDED FOR YOUR CONVENIENCE, 'AS IS', AND 'AS AVAILABLE'. CIELO WIGLE INC. DOES NOT REPRESENT, WARRANT, OR GUARANTEE THAT PRODUCT INFORMATION WILL BE AVAILABLE, ACCURATE, OR RELIABLE OR THAT PRODUCT INFORMATION OR USE OF THE SERVICES OR PRODUCT WILL PROVIDE SAFETY IN YOUR HOME. YOU USE ALL PRODUCT INFORMATION, THE SERVICES, AND THE PRODUCT AT YOUR OWN DISCRETION AND RISK. YOU WILL BE SOLELY RESPONSIBLE FOR, AND CIELOWIGLE INC. DISCLAIMS ANY ASSOCIATED DAMAGES, INCLUDING TO YOUR WIRING, FIXTURES, ELECTRICITY, HOME, PRODUCT, PRODUCT PERIPHERALS, COMPUTER, MOBILE DEVICE, AND ALL OTHER ITEMS AND PETS IN YOUR HOME, RESULTING FROM YOUR USE OF THE PRODUCT INFORMATION, SERVICES, OR PRODUCT. PRODUCT INFORMATION PROVIDED BY THE SERVICES IS NOT INTENDED AS A SUBSTITUTE FOR DIRECT MEANS OF OBTAINING THE INFORMATION. IN ADDITION TO THE ABOVE, IN NO EVENT WILL CIELO WIGLE INC. BE LIABLE FOR ANY CONSEQUENTIAL, INCIDENTAL, EXEMPLARY, ACCIDENTAL, OR SPECIAL DAMAGES, INCLUDING ANY DAMAGES ARISING DUE TO THE USAGE OF PRODUCT OR PRODUCT PERIPHERALS. THE MAXIMUM DAMAGES IN ANY CASE WILL NOT EXCEED THE AMOUNT ACTUALLY PAID FOR THE PRODUCT BY THE ORIGINAL PURCHASER.

For any queries,
visit:
www.cielowigle.com

OR

Call: **+1 (425) 529-5775**

Cielo WiGLE, Inc. Redmond, WA, USA.
All rights reserved.