



## STATEMENT OF WARRANTY Hunter Residential & Commercial Irrigation

Hunter Industries Incorporated (“Hunter”) warrants the following products to be free of defects in materials or workmanship under normal use in landscape irrigation applications for the specified period of time outlined below from the original date of manufacture:

<b>ONE YEAR</b>	<b>ROTORS</b>	SRM	<b>MICRO</b>	Micro Sprays
	<b>ROTORS</b>	PGP®-ADJ, PGJ	<b>CONTROLLERS</b>	Eco Logic, XC Hybrid, X-Core® and Pro-C® Families, ROAM, NODE, WVP, WVC, PSR
<b>TWO YEARS</b>	<b>SPRAYS</b>	PS Ultra Family	<b>SENSORS</b>	ET System
	<b>NOZZLES</b>	Spray Nozzles, PCN, PCB, AFB, MSBN	<b>MICRO</b>	ACZ, PCZ, RZWS, Point Source Emitters
	<b>VALVES</b>	PGV Family, PSR	<b>ACCESSORIES</b>	HCV, SJ, FLEXsg, HSBE Family, SpotShot
	<b>CONTROLLERS</b>	ROAM XL	<b>MP ROTATOR®</b>	All
<b>FIVE YEARS</b>	<b>ROTORS</b>	PGP Ultra, I-20, I-25, I-40, and I-90	<b>CENTRAL</b>	IMMS® Central Control Products
	<b>SPRAYS</b>	Pro-Spray®, PRS30, and PRS40 Families	<b>SENSORS</b>	Clik Sensors, Solar-Sync®, Flow-Sync®, MWS
	<b>VALVES</b>	HQ, ICV, IBV, Accu-Sync®	<b>MICRO</b>	ICZ and PLD Tubing, Eco-Mat®, Eco-Wrap™
	<b>CONTROLLERS</b>	I-Core®/DUAL® and ACC controller Families, ICD and Dual Decoder Products, ICR Remotes		




<http://hunter.direct/warranty>

All products currently under warranty have been included. If you do not see the product you're looking for it may no longer be under warranty. <http://hunter.direct/discontinued>

# ROTORS

Hunter®

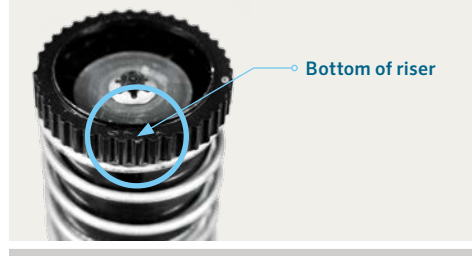


## PGJ, PGM, SRM

Date code is located on the bottom of the riser, removed from body.

(yr/mo)

Warranty Period: 1 and 2 years




## I-20-SS, I-25, I-40

Date code is located on the bottom of the riser, removed from body.

(yr/mo)

Warranty Period: 5 years




## I-90

Date code is located on the lower diameter of the riser.

(mo/yr)

Warranty Period: 5 years

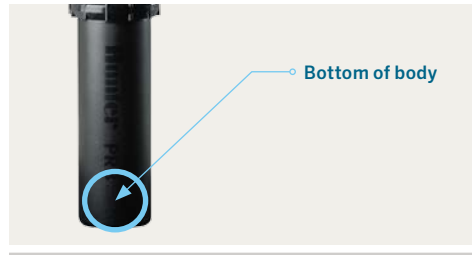


## PGP®-ADJ, PGP Ultra, I-20 Plastic

Date code is located on the nozzle housing.

(yr/mo)

Warranty Period: 2 and 5 years




## PGP Ultra, I-20 PRB

Date code is located on the bottom of the body.

(yr/mo)

Warranty Period: 5 years



## PS Ultra

Date code is located in the ridges of the cap.  
(mo/yr)

Warranty Period: 2 years



## PRS30

Date code is located on the body cap.  
(mo/yr)

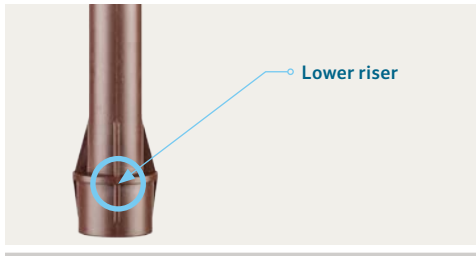
Warranty Period: 5 years



## PRS40

Date code is located on the body cap.  
(mo/yr)

Warranty Period: 5 years



## PROS-00

Date code is located on the lower diameter of the riser.  
(mo/yr)


Warranty Period: 5 years



## Pro-Spray®

Date code is located on the body cap.  
(q/yr)


Warranty Period: 5 years



## MP Rotator

Date code is located under the screen.  
(mo/dy/yr)


Warranty Period: 3 years



## 1" PGV

Date code is located on top of the bonnet.  
(mo/yr)


Warranty Period: 2 years



## 1½", 2" PGV

Date code is located on top of the bonnet.  
(mo/yr)

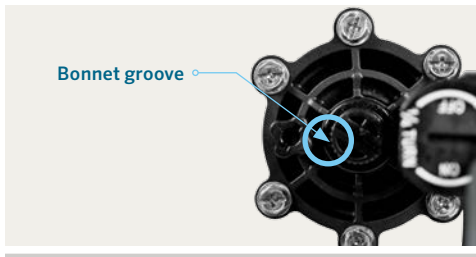
Warranty Period: 2 years



## PGV-JT

Date code is located on the side of the inlet.  
(mo/yr)


Warranty Period: 2 years



## PGV-ASV

Date code located in the bonnet groove.  
(mo/yr)

Warranty Period: 2 years



## ICV

Date code is located on top of the bonnet.  
(mo/yr)

Warranty Period: 5 years



## Solenoid

Date code is located on the top.  
(yr/wk)

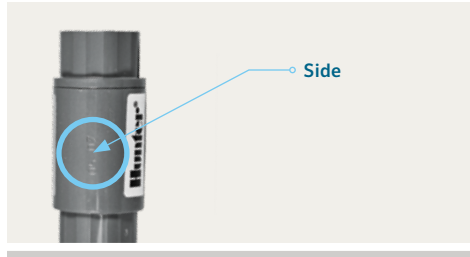
Warranty Period: 5 years



## Accu-Sync®

Date code on lower diameter near the thread end.  
(mo/yr)


Warranty Period: 5 years



## HCV

Date code is located on the side.  
(mo/yr)

Warranty Period: 2 years



## SRV

Date code is located on top of the bonnet.  
(mo/yr)

Warranty Period: 2 years




## Quick Coupler

Date code is located on the top of valve.  
(mo/yr)

Warranty Period: 5 years

# SENSORS

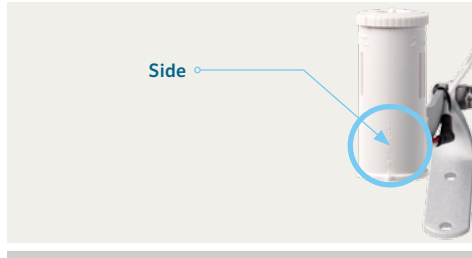
Hunter®



## Mini-Clik®

Date code is located on the side.  
(mo/yr)


Warranty Period: 5 years



## Rain-Clik®

Date code is located on the side.  
(mo/yr)

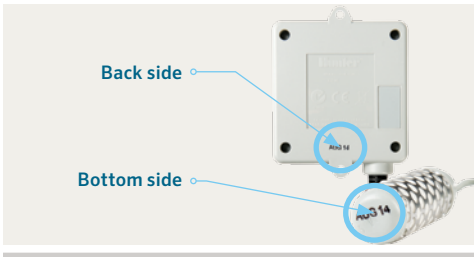
Warranty Period: 5 years



## Wireless Rain-Clik and Receiver

Receiver date code is located on the back side. Sensor date code is located on the bottom.  
(mo/yr)

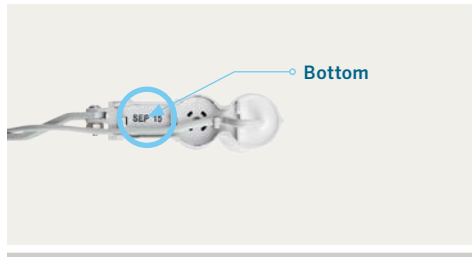
Warranty Period: 5 years



## Soil-Clik®

Receiver date code is located on the back side. Sensor date code is located on the bottom.  
(mo/dy)

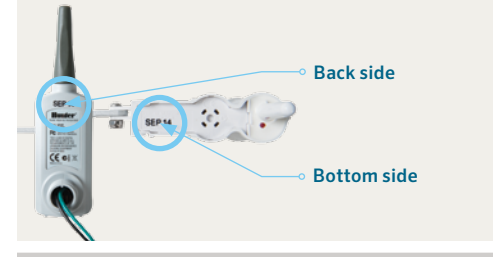
Warranty Period: 5 years



## Solar Sync®

Date code is located on the bottom of the sensor.  
(mo/yr)

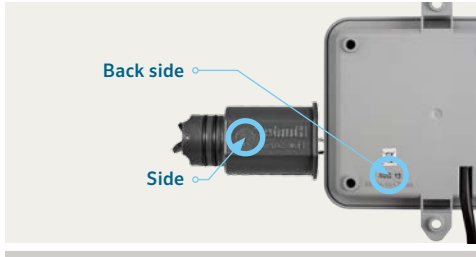
Warranty Period: 5 years



## Wireless Solar Sync

Receiver date code is located on the back side. Sensor date code is located on the bottom.  
(mo/dy)

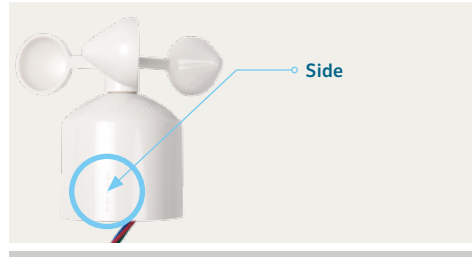
Warranty Period: 5 years



## Flow-Sync®

Receiver date code is located on the back side. Sensor date code is located on the side.  
(mo/yr)

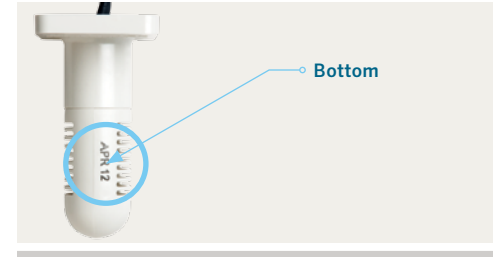
Warranty Period: 5 years



## Wind-Clik®

Date code is located on the side.  
(mo/yr)


Warranty Period: 5 years



## Freeze-Clik®

Date code is located on the bottom of sensor.  
(mo/yr)


Warranty Period: 5 years



## Mini-Weather Station

Date code is located on the side.  
(mo/yr)


Warranty Period: 5 years



## ET Sensor

Date code is located on the bottom of sensor platform.  
(mo/yr)

Warranty Period: 2 years



## X-Core® Facepack

Date code is located on the bottom of controller.  
(yr/mo/dy)

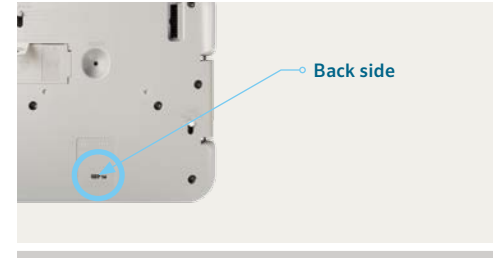
Warranty Period: 2 years



## XC Hybrid, X-Core® Compartment

Date code is located in the lower right of wire compartment.  
(mo/yr)

Warranty Period: 2 years



## Pro-C®, PCC Facepack

Date code is located on the back side.  
(mo/yr)


Warranty Period: 2 years



## Pro-C®, PCC Compartment

Date code is located in the top right wire compartment.  
(mo/yr)


Warranty Period: 2 years



## I-Core® Facepack

Facepack date code is located in the battery compartment.  
(mo/dy)


Warranty Period: 5 years



## I-Core® Compartment

Compartment date code is located in the lower right wire compartment.  
(mo/dy)

Warranty Period: 5 years




Battery compartment

## ACC Facepack

Date code is located in the battery compartment.  
(mo/yr)

Warranty Period: 5 years



Back of compartment

## ACC Compartment

Date code is located in back of the wire compartment.  
(mo/yr)

Warranty Period: 5 years




Back side

Bottom side

## DUAL® Decoder

Date code is located on the back side, or on the bottom.  
(mo/yr)

Warranty Period: 5 years



Top of connection plate

## ACC Master Module

Date code is located on top of the connection plate.  
(mo/yr)

Warranty Period: 5 years

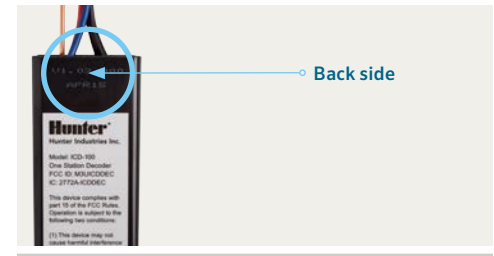


Back side

## ACC Communication Modules

Date code is located on the back side.  
(mo/yr)

Warranty Period: 5 years



Back side

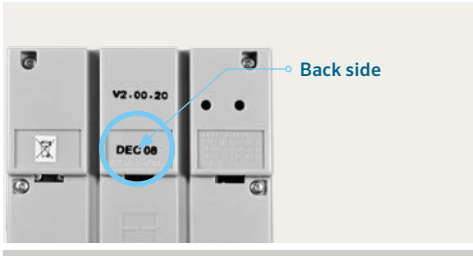
## ICD Decoders

Date code is located on the back side, above approvals label or on the bottom.  
(mo/yr)

Warranty Period: 5 years

# CONTROLLERS

Hunter®



## ADM-99

Date code is located on the back side.  
(mo/yr)


Warranty Period: 5 years



## ICD-HP

Date code is located on the back side.  
(mo/yr)

Warranty Period: 5 years



## ICR

Transmitter date code is located on the back side.  
Remote date code is located in the battery compartment.  
(mo/dy)

Warranty Period: 5 years



## ROAM Transmitter

Date code is located in the battery compartment cover.  
(mo/yr)


Warranty Period: 2 years



## ROAM Receiver

Date code is located on the back side.  
(mo/yr)


Warranty Period: 2 years



## ROAM XL

Date code is located in the battery compartment.  
(mo/yr)

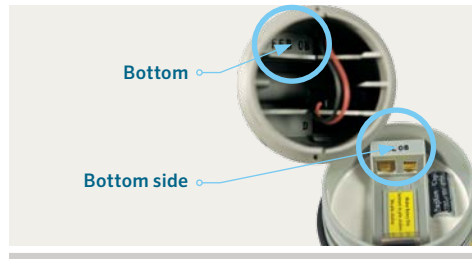
Warranty Period: 3 years



## NODE

Date code is located in the battery compartment.  
(mo/yr)

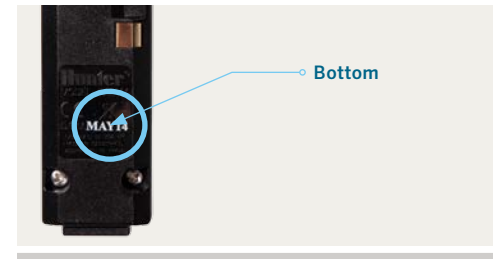
Warranty Period: 2 years



## WVP, WVC

Date codes are located in the battery compartment.  
(mo/yr)

Warranty Period: 2 years



## PCM, ICM, ACM Module

Date code is located on the bottom or back side.  
(mo/yr)

Warranty Period: 2 and 5 years



## PSR

Date code is located on the inside cover.  
(mo/yr)

Warranty Period: 2 years



## RAD-3

Date code is located on the back side.  
(mo/yr)

Warranty Period: 5 years

## HUNTER CUSTOMER SUPPORT

At Hunter, we've always believed the difference lies in providing world-class product support to make your job easier. When you need technical help, whether it's to ask a quick question or to get product-specific troubleshooting assistance, you can count on Hunter to provide the best support in the industry. Our knowledgeable experts are always available to help you.

### Technical Support

Contact us for support with all Hunter and FX Luminaire products. Both English and Spanish speaking representatives are available.  
**800-733-2823 | [huntertechnicalsupport@hunterindustries.com](mailto:huntertechnicalsupport@hunterindustries.com)**  
**Open Mon-Fri 6:00 am – 4:00 pm PST.**

### Online product support

Visit our Support Library for instructional videos, owner's manuals, installation details, articles, and more.  
**[www.hunterindustries.com/support](http://www.hunterindustries.com/support)**

### Customer Service

Our dedicated Customer Services Representatives are available for assistance with product orders, order status, RMAs and more.  
**800-383-4747**

### Product Specialist Program

This unique training program is designed to equip you and your customers with the knowledge to become familiar with Hunter products at no cost to you. Many courses are now available in Spanish.  
**<http://training.hunterindustries.com>**

### Hunter Preferred Program

Your customers can earn points on the Hunter and FX Luminaire products they are purchasing. Contractors and public agencies can enroll online.  
**<http://preferred.hunterindustries.com>**

Questions about the program?  
**877-888-0167 | [hunterpreferred@hunterindustries.com](mailto:hunterpreferred@hunterindustries.com)**

### Frequently Ordered Literature

These items can be ordered through your dedicated Hunter customer service representative using the following numbers:

<b>Hunter Catalog</b>	LIT-600	
<b>Hunter Price List</b>	LIT-419	
<b>Hunter Spare Parts List</b>	21-1494	<i>download only</i>
<b>Product Reference Guide</b>	LIT-667	
<b>Product Installation Guide</b>	INT-973	
<b>FX Luminaire Price List</b>	FXLIT-184	
<b>FX Luminaire Spare Parts List</b>	FXLIT-027	
<b>FX Luminaire Catalog</b>	FXLIT-183	



Helping our customers succeed is what drives us. While our passion for innovation and engineering is built into everything we do, it is our commitment to exceptional support that we hope will keep you in the Hunter family of customers for years to come.

Gregory R. Hunter, President of Hunter Industries

**Website** [www.hunterindustries.com](http://www.hunterindustries.com)

**Customer Support** 800-733-2823

**Technical Service** 800-383-4747

#### **USA HEADQUARTERS**

1940 Diamond Street  
San Marcos, California 92078, USA  
TEL: 760-744-5240

#### **MEXICO MANUFACTURING**

*ISO 9001:2008 Certified*  
Calle Nordika #8615  
Tijuana, B.C., Mexico C.P., 22640  
TEL: +52 664-903-1300  
FAX: +52 664-903-1325

#### **Europe**

Avda. Diagonal 523, 5°- 2°  
Edificio Atalaya  
08029 Barcelona, Spain  
TEL: +34 9-34-94-88-81

#### **Australia**

Suite 7, 202 Ferntree Gully Road  
Notting Hill, Melbourne, Victoria 3168, Australia  
TEL: +61 3-9562-9918  
FAX: +61 3-9558-6983

#### **Middle East**

P.O. Box 2370  
Amman, 11941, Jordan  
TEL: +962 6-5152882  
FAX: +962 6-5152992

#### **China**

B1618, Huibin Office Bldg.  
No.8, Beichen Dong Street  
Beijing 100101, China  
TEL/FAX: +86 10-84975146

