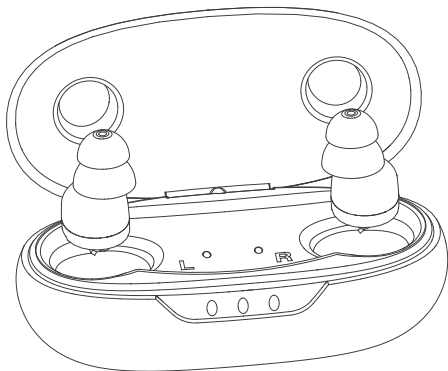


USER MANUAL

HEARING AMPLIFIER(M3111)

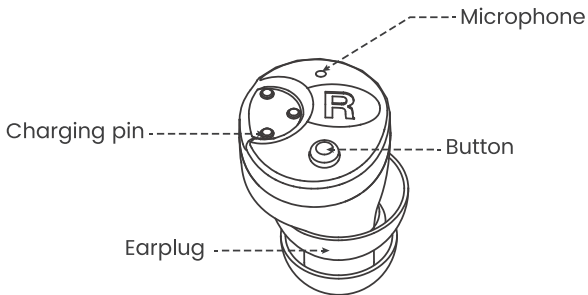


mxvipservice@outlook.com

Composition of Product structure

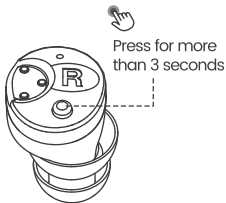
- 1 . Product name: In The Ear Hearing Amplifier
- 2 . Model: M3111
- 3 . Working principle:

A microphone converts sound signals into electrical signals. The electrical signals are processed and amplified by the chip and then sent to the receiver, The receiver converts the amplified electrical signals into sound signals and sent it to the ear.

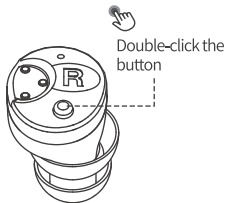


Operation instructions

Power on & Power off



Volume control



	Power on	Power off	Volume 1	Volume 2	Volume 3
Prompt	Four beeps	Four beeps	Single beep	Two beeps	Three beeps

Note:

1. This hearing amplifier has three levels of volume.
Double-click the button to switch the volume circularly.
2. When the hearing amplifier is put into the charging case, it will turn off automatically.
3. This hearing amplifier has the function of memorizing of the last time volume setting level.

Common Problems and Solutions

Problem description	Cause	Solution
No sound	No power	Charging
	Microphone jammed	Clean the microphone
Sound fuzzy	Low power	Charging
	The volume is too low	Turn up the volume
	Earplugs loose	Adjust the earplugs to correct position or change to a size-fitted earplugs
Hearing amplifiers whistle	Didn't wear it properly	Rewear tightly
	The earplugs are loose	Change to a size-fitted earplugs

Charge case breakdown self check

Problem description	Cause	Solution
The power LED does not light up after the hearing amplifier is put in	Poor contact between hearing amplifier and charging case	Put the hearing amplifier back in the case again
The indicator light of the charging case is not on	Not plugged in or poor contact	Reconnect the charging cable

Performance Parameter

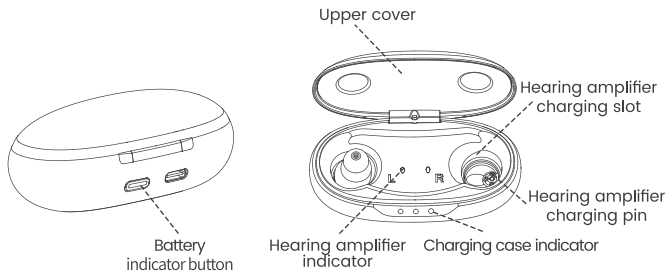
M3111

Max-OSPL ₉₀	≤108dB+3dB
HFA-FOG ₅₀	25dB±5dB
Total Harmonic Distort	≤3%+3%
Frequency response	200Hz~4500Hz
EQ Input Noise	≤25dB+3dB
Battery Supply Current	2.3mA

Product performance and parameters

1. Product material: PC/ABS
Earplug material: Silicone
2. Product battery capacity: 32mAh
3. Charging base battery capacity: 380mAh
4. Base charging time: ≈ 3 hours
5. Product charging time: ≈ 3 hours
6. Number of times the base can be charged: ≈ 4 times
7. Product battery life:
Single ear: 14-18 hours
Dual ear: 70-80 hours

Charging status and Usage



Hearing amplifier charging status

	Hearing amplifier indicator light	Charging case indicator light
Charging	Blue light is on	Light lasts for three seconds
Fully charged	Off	Off

Note: Please use the hearing amplifier charging cable configured by the manufacturer.

Charge case power indicator display mode

Status	Charging case power	LED1	LED2	LED3
Charging case charging	100%	On	On	On
	66%-100%	On	On	Flashing
	33%-66%	On	Flashing	Off
	0%-33%	Flashing	Off	Off
Click the Charge & Power indicator button (non-charging state)	66%-100%	Light lasts for three seconds	Light lasts for three seconds	Light lasts for three seconds
	33%-66%	Light lasts for three seconds	Light lasts for three seconds	Off
	0%-33%	Light lasts for three seconds	Off	Off

General Safety specifications

- High temperatures, high humidity, strong magnetic fields ($>0.1\text{T}$ magnetic resonance)X gray, and other mechanical stresses may damage the hearing amplifier.
- Don't place the hearing amplifier in an area of high temperatures and humidity. Do not use the hearing amplifier when bathing, washing, shaving, or applying makeup. Don't put the hearing amplifier in the microwave oven.
- Don't press the Button/Touch control with too much force to avoid damaging it.
- Don't discard old hearing amplifiers at will. if you need to discard the units, please do in accordance with the relevant national regulations.

Warning

- Don't use the hearing amplifier in explosive environments such as a mine.
- Keep hearing amplifier away from children to avoid issues such as accidental swallowing.

Attention

- Users install and use in accordance with the electromagnetic compatibility information provided in the attached files. Portable and mobile RF communication equipment may affect the performance of in-ear hearing amplifiers.
- Avoid electromagnetic interference when using the hearing amplifier such as being near mobile phones, microwave ovens, etc.
- Caution: Keep dry, avoid shocks and heat. Remove before bathing or swimming.
- Wait for ears to dry before reinserting. Store in charging case at night, away from light and moisture.
- Regularly clean earwax from the sound outlet of your hearing aid.

Maintenance

Your hearing amplifier is a high-precision system. Proper maintenance and operation ensures optimum performance.

- Clean the earwax in the ear canal at least twice a week.
- Clean the microphone hold and receiver hold regularly.
- If the hearing amplifier is damp, do not use a microwave oven, hairdryer, and/or other electric heaters to dry. Put it in a dry and well-ventilated place to dry naturally.
- Wipe the hearing amplifier with a soft dry cloth without using any solvents or detergents.
- Don't strike or hit the hearing amplifier violently.
- When the hearing amplifier is out of order, do not dismantle it without authorization. The damage caused by dismantling the hearing amplifier will not be covered by the warranty.



Attention: Do not submerge hearing amplifiers in water.

Transport Conditions and storage Methods

1. Normal working conditions:

- a) Ambient temperature is recommended: 0°C .40 °C
- b) Relative humidity: $\leq 80\%$
- c) Barometric pressure: 86Kpa-106Kpa
- d) Working voltage of hearing amplifier: 3.7v
- e) Working voltage of charging case: 5V





2. Transport

The packed hearing amplifier can be transported by means of general cargo transport, but should avoid any explosion -sun, rain, snow, and mechanical collision.

3. storage

For long-term storage, hearing amplifiers should be stored at 0-38 °C. Relative humidity should not be more than 80%. Make sure there are no corrosive gases in a well-ventilated area.

Symbol Description

-  Prevent water: hearing amplifiers are not waterproof.
-  Note! Consult attached files.
-  Dispose of discarded electrical and electronic equipment separately.
-  Recyclable.

Accessories list

- Charging case: 1 unit
- Earplugs: Large, medium, small size per set
- Memory foam earplugs: medium size per set
- Charging cable: 1 piece of usB to Type-c cable
- User manual: 1 piece

Customer support

Contact Us on Amazon:

1. Go to "Your Orders" on your Amazon account.
2. Find the corresponding order.
3. Select "Problem with order" and choose the appropriate topic.
4. Select "Contact seller"

If there are any problems or dissatisfaction with the use of the hearing aid, we sincerely hope to have an opportunity to make it right.

Via E-mail

 mxvip-service@outlook.com

Support Hours: Mon-Fri: We will reply within 24 hours
Weekends: We will reply within 48 hours.

Please feel free to contact us if you have any questions.
Your satisfaction is our goal!

Product name
In The Ear Hearing Amplifier

**PLEASE KINDLY READ THE USER MANUAL CAREFULLY
BEFORE USE THE PRODUCT THANKS!**