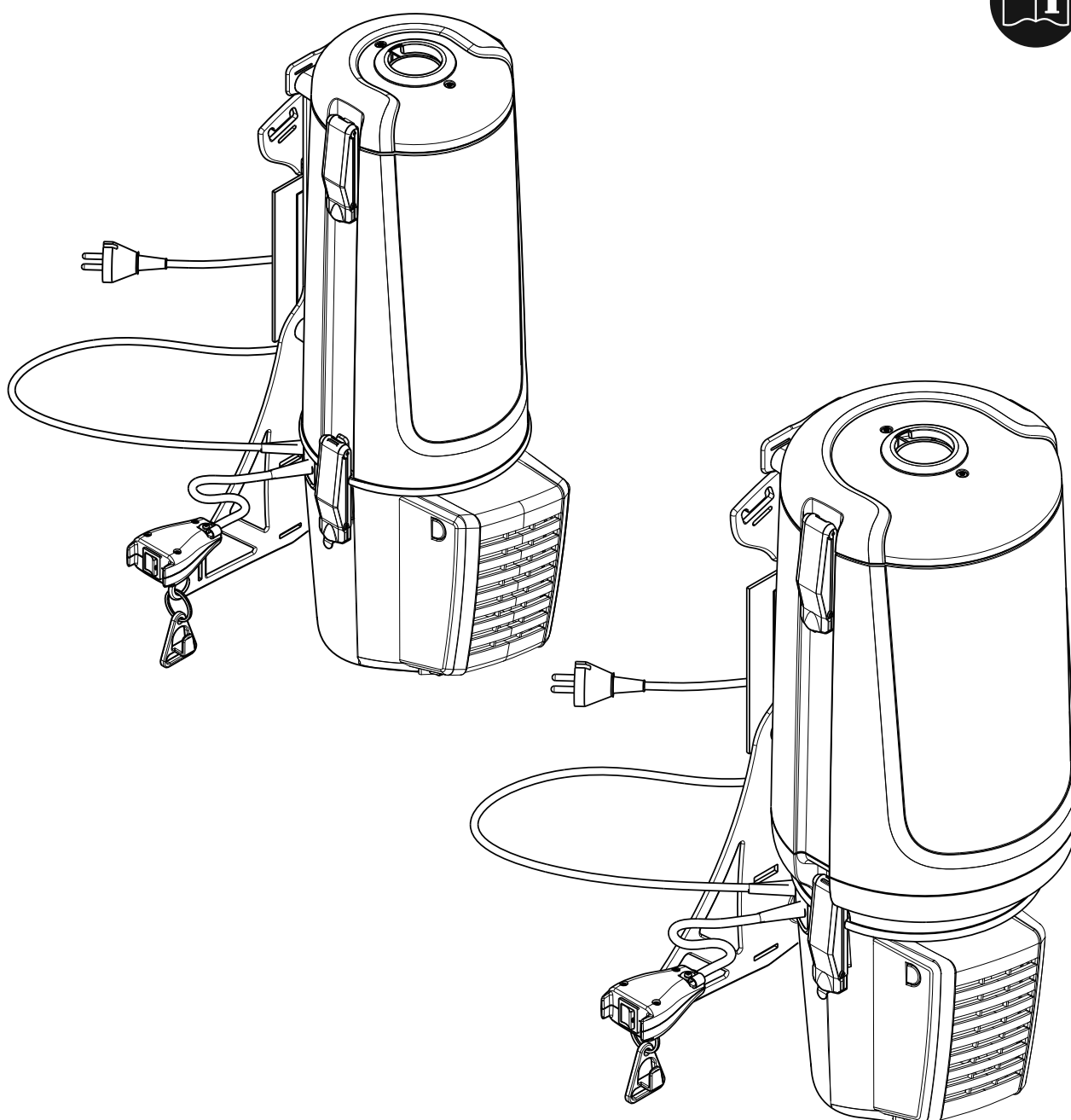


# GD 5 - GD 10

## Instructions for use





<b>EN</b>	Operating instructions .....	8
<b>DE</b>	Bedienungsanweisungen .....	13
<b>FR</b>	Instructions de fonctionnement .....	18
<b>NL</b>	Gebruiksaanwijzingen .....	24
<b>IT</b>	Istruzioni per l'uso .....	30
<b>NO</b>	Bruksanvisning .....	36
<b>SV</b>	Bruksanvisning .....	41
<b>DA</b>	Betjeningsvejledning .....	46
<b>FI</b>	Käyttöohje .....	51
<b>ES</b>	Instrucciones de funcionamiento .....	56
<b>PT</b>	Instruções de Funcionamento .....	61
<b>EL</b>	Οδηγίες λειτουργίας .....	67
<b>TR</b>	Kullanma Talimatları .....	73
<b>SL</b>	Navodila za delovanje .....	79
<b>HR</b>	Upute za uporabu .....	84
<b>SK</b>	Návod na obsluhu .....	89
<b>CS</b>	Návod k obsluze .....	94
<b>PL</b>	Instrukcje dotyczące obsługi .....	99
<b>HU</b>	Használati útmutató .....	105
<b>RO</b>	Instrucțiuni de utilizare .....	110
<b>BG</b>	Указания за експлоатация .....	115
<b>RU</b>	Руководство по эксплуатации .....	121
<b>ET</b>	Tööjuhised .....	127
<b>LV</b>	Norādījumi par ekspluatāciju .....	132
<b>LT</b>	Naudojimo instrukcija .....	137
<b>ZH</b>	操作说明 .....	142
<b>KO</b>	사용 설명서.....	147

**Hose connection**



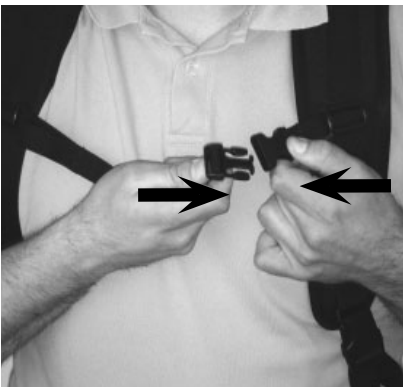
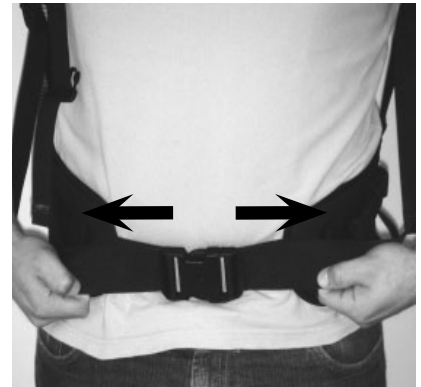
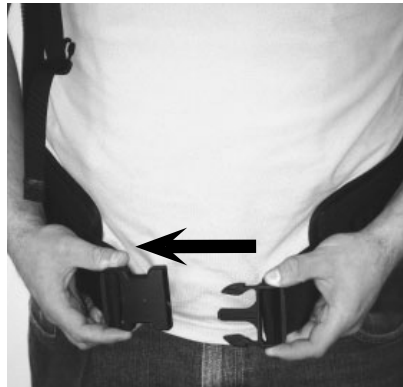
**Adjustment of strap position on support plate**



**Adjustment of tension ties on the strap's support plate**



**Adjusting the vacuum cleaner to sit comfortably**




**Cord set**




**Cable relieve**




**On/Off**



**Dust bag**




**Bag filter**




**HEPA exhaust filter to be replaced once/twice per year**




**Pre filter to be replaced by use of every 5-10 dust bags**




**Electro nozzle**



**Connection of bent end and handle grip**



**Extension tube**



**Round brush nozzle**



**Combi nozzle**



**Crevice nozzle**



# 1 Important safety instructions

## 1.1 Symbols used to mark instructions

### DANGER



Danger that leads directly to serious or irreversible injuries, or even death.

### WARNING



Danger that can lead to serious injuries or even death.

### CAUTION



Danger that can lead to minor injuries and damage.



Before starting up your vacuum cleaner for the first time, this instruction manual must be read through carefully. Save the instructions for later use.

## 1.2 Instructions for use

Besides the operating instructions and the binding accident prevention regulations valid in the country of use, observe recognised regulations for safety and proper use.

## 1.3 Purpose and intended use

This machine is for commercial use, for example in hotels, schools, hospitals, factories, shops and offices other than normal residential housekeeping purposes. Accidents due to misuse can only be prevented by those using the machine.

READ AND FOLLOW ALL SAFETY INSTRUCTIONS.

This machine is suitable for picking up dry, non-flammable dust.

Any other use is considered as improper use. The manufacturer accepts no liability for any damage resulting from such use. The risk for such use is borne solely by the user. Proper use also includes proper operation, servicing and repairs as specified by the manufacturer.

## 1.4 Important warnings

### WARNING

- To reduce the risk of fire, electric shock, or injury, please read and follow all safety instructions and caution markings before use. This vacuum cleaner is designed to be safe when used for cleaning functions as specified. Should damage occur to electrical or mechanical parts, the cleaner and / or accessory should be repaired by a competent service station or the manufacturer before use in order to avoid further damage to the machine or physical injury to the user.
- To reduce the risk of electric shock – Do not use outdoor or on wet surfaces.
- This machine is for indoor use only.
- This machine shall only be stored indoors.
- Only use outlet socket for its intended use.
- Do not leave the machine when it is plugged in. Unplug

- from the socket when not in use and before maintenance.
- Do not use with damaged cord or plug. To unplug grasp the plug, not the cord. Do not handle plug or cleaner with wet hands. Turn off all controls before unplugging.
  - Do not pull or carry by cord, use cord as a handle, close a door on cord, or pull cord around sharp edges or corners. Do not run cleaner over cord. Keep cord away from heated surfaces.
  - Keep hair, loose clothing, fingers and all parts of the body away from openings and moving parts. Do not put any objects into openings or use with opening blocked. Keep openings free of dust, lint, hair, and anything else that could reduce the flow of air.
  - This machine is not suitable for picking up hazardous dust.
  - Do not use to pick up flammable or combustible liquids such as gasoline, or use in areas where they may be present.
  - Do not pick up anything that is burning or smoking, such as cigarettes, matches or hot ashes.
  - This appliance is not intended for use by persons (including children) with reduced physical, sensory or mental capabilities, or lack of experience and knowledge.
  - Children shall be supervised to make sure that they do not play with the appliance.
  - Cleaning and user maintenance shall not be made by children without supervision.
  - Use extra care when cleaning on stairs.
  - Do not use unless filters are fitted.
  - If the cleaner is not working properly or has been dropped, damaged, left outdoors, or dropped into water, return it to a service center or dealer.
  - If foam or liquid escapes from the machine, switch off immediately.
  - Operators shall be adequately instructed on the use of these machines.
  - This machine is for dry use only.

## 1.5 Double-insulated appliances

### CAUTION

- Use only as described in this manual and only with the manufacturer's recommended attachments.
- **BEFORE YOU PLUG IN YOUR CLEANER**, check the rating plate at the cleaner to see if the rated voltage agrees within 10% of the voltage available.
- This appliance is provided with double insulation. Use only identical replacement parts. See instructions for servicing double insulated appliances.

In a double-insulated appliance, two systems of insulation are provided instead of grounding. No grounding means is provided on a double-insulated appliance, nor should a mean for grounding be added to the appliance. Servicing a double-insulated appliance requires extreme care and knowledge of the system, and should be done only by qualified service personnel. Replacement parts for a double-insulated appliance must be identical to the parts they replace. A double insulated appliance is marked with the words "DOUBLE INSULATION" or "DOUBLE INSULATED." The symbol (square within a square) may also be used on the product.

The machine is equipped with a specially designed cord which if damaged, must be replaced by a cord of the same type. This is available at authorised service centres and dealers and must be installed by trained personnel.

## 1.6 Electrical connection

### WARNING

- The vacuum cleaner must not be used if the electrical cable or plug show any sign of damage. Regularly inspect the cable and the plug for damage. If this becomes damaged, it should be repaired only by Nilfisk or an authorised Nilfisk Service Dealer, in order to avoid a hazard.
- Do not handle the electrical cable or plug with wet hands.
- Do not unplug by pulling on cable. To unplug, grasp the plug, not the cable. The plug must always be removed from the socket outlet before starting any service or repair work of the machine or the cable.

## 1.7 Hazardous materials

### WARNING

Vacuuming up hazardous materials can lead to serious or even fatal injuries.

The following materials must not be picked up by the vacuum cleaner:

- Hazardous dust

- Hot materials (burning cigarettes, hot ash, etc.)
- Flammable, explosive, aggressive liquids (e.g. petrol, solvents, acids, alkalis, etc.)
- Flammable, explosive dust (e.g. magnesium or aluminum dust, etc.)

### 1.8 Maintenance

Always keep the cleaner in a dry place. The cleaner is designed for continuous heavy work. Depending on the number of running hours – the dust filters should be renewed. Keep the container clean with a dry cloth, and a small amount of spray polish.

For details of after sales service contact Nilfisk directly.

### 1.9 Warranty

Our general conditions of business are applicable with regard to the guarantee.

Unauthorised modifications to the appliance, the use of incorrect brushes in addition to using the appliance in a way other than for the intended purpose exempt the manufacturer from any liability for the resulting damage.



As specified in European Directive 2012/19/EU on old electrical and electronic appliances, used electrical goods must be collected separately and recycled ecologically. Contact your local authorities or your nearest dealer for further information.

## Specifications

		<b>GD 5 220-240V</b>	<b>GD 10 220-240V</b>
Rated power	W	780	780
Protection grade (moist., dust)		IP 20	IP 20
Protection class (electrical)		II □	II □
Airflow with hose and tube	litres/sec	33	33
Suction power with hose and tube	W	225	225
Sound pressure level $L_{PA}$ (IEC 60335-2-69)	dB(A)	$64 \pm 2$	$64 \pm 2$
Sound power level $L_{WA}$ (IEC 60335-2-69)	dB(A)	$76 \pm 2$	$76 \pm 2$
Vibration ISO 5349 $a_h$	m/s <sup>2</sup>	$\leq 2,5$	$\leq 2,5$
Sack filter, surface area	cm <sup>2</sup>	1397	2007
HEPA filter, surface area	cm <sup>2</sup>	2400	2400
Dust bag capacity litres	L	5	10
Weight	kg	4.5	5.0

Specifications and details are subject to change without prior notice.



## HEAD QUARTER

### DENMARK

Nilfisk A/S  
Kornmarksvej 1  
DK-2605 Broendby  
Tel.: (+45) 4323 8100  
www.nilfisk.com

## SALES COMPANIES

### ARGENTINA

Nilfisk Argentina  
Herrera 1855 Piso 4° B Ofic 405  
Ciudad de Buenos Aires  
Tel.: (+54) 11 6091 1576  
www.nilfisk.com.ar

### AUSTRALIA

Nilfisk Pty Ltd  
Unit 1/13 Bessemer Street  
Blacktown NSW 2148  
Tel.: (+61) 2 98348100  
www.nilfisk.com.au

### AUSTRIA

Nilfisk GmbH  
Metzgerstrasse 68  
5101 Bergheim bei Salzburg  
Tel.: (+43) 662 456 400 90  
www.nilfisk.at

### BELGIUM

Nilfisk n.v.s.a.  
Riverside Business Park  
Boulevard Internationalelaan 55  
Bâtiment C3/C4 Gebouw  
Bruxelles 1070  
Tel.: (+32) 24 67 60 50  
www.nilfisk.be

### BRAZIL

Nilfisk do Brasil  
Av. Eng. Luis Carlos Berrini, 550  
40 Andar, Sala 03  
SP - 04571-000 Sao Paulo  
Tel.: (+11) 3959-0300 / 3945-4744  
www.nilfisk.com.br

### CANADA

Nilfisk Canada Company  
240 Superior Boulevard  
Mississauga, Ontario L5T 2L2  
Tel.: (+1) 800-668-8400  
www.nilfisk.ca

### CHILE

Nilfisk S.A. (Comercial KCS Ltda)  
Salar de Llamara 822  
8320000 Santiago  
Tel.: (+56) 2684 5000  
www.nilfisk.cl

### CHINA

Nilfisk  
4189 Yindu Road  
Xinzhuang Industrial Park  
201108 Shanghai  
Tel.: (+86) 21 3323 2000  
www.nilfisk.cn

### CZECH REPUBLIC

Nilfisk s.r.o.  
VGP Park Horní Počernice  
Do Čertous 1/2658  
193 00 Praha 9  
Tel.: (+420) 244 090 912  
www.nilfisk.cz

### DENMARK

Nilfisk Danmark A/S  
Industrivej 1  
Hadsund, DK-9560  
Tel.: 72 18 21 20  
www.nilfisk.dk

### FINLAND

Nilfisk Oy Ab

Koskelontie 23 E  
02920 Espoo  
Tel.: (+358) 207 890 600  
www.nilfisk.fi

### FRANCE

Nilfisk SAS  
26 Avenue de la Baltique  
Villebon sur Yvette  
91978 Courtabouef Cedex  
Tel.: (+33) 169 59 87 00  
www.nilfisk.fr

### GERMANY

Nilfisk GmbH  
Guido-Oberdorfer-Straße 2-10  
89287 Bellenberg  
Tel.: (+49) (0)7306/72-444  
www.nilfisk.de

### GREECE

Nilfisk A.E.  
Αναπαύσεως 29  
Κορωπία T.K. 194 00  
Tel.: (30) 210 9119 600  
www.nilfisk.gr

### HOLLAND

Nilfisk B.V.  
Versterkerstraat 5  
1322 AN Almere  
Tel.: (+31) 036 5460760  
www.nilfisk.nl

### HONG KONG

Nilfisk Ltd.  
2001 HK Worsted Mills  
Industrial Building  
31-39, Wo Tong Tsui St.  
Kwai Chung, N.T.  
Tel.: (+852) 2427 5951  
www.nilfisk.com

### HUNGARY

Nilfisk Kft.  
II. Rákóczi Ferenc út 10  
2300 Szigetszentmiklós-Lakihegy  
Tel.: (+36) 24 475 550  
www.nilfisk.hu

### INDIA

Nilfisk India Limited  
Pramukh Plaza, 'B' Wing, 4th floor,  
Unit No. 403  
Cardinal Gracious Road, Chakala  
Andheri (East) Mumbai 400 099  
Tel.: (+91) 22 6118 8188  
www.nilfisk.in

### IRELAND

Nilfisk  
1 Stokes Place  
St. Stephen's Green  
Dublin 2  
Tel.: (+35) 3 12 94 38 38  
www.nilfisk.ie

### ITALY

Nilfisk SpA  
Strada Comunale della Braglia, 18  
26862 Guardamiglio (LO)  
Tel.: (+39) (0) 377 414021  
www.nilfisk.it

### JAPAN

Nilfisk Inc.  
1-6-6 Kita-shinyokohama, Kouhoku-ku  
Yokohama, 223-0059  
Tel.: (+81) 45548 2571  
www.nilfisk.com

### MALAYSIA

Nilfisk Sdn Bhd  
Sd 33, Jalan KIP 10  
Taman Perindustrian KIP  
Sri Damansara  
52200 Kuala Lumpur  
Tel.: (60) 3603 627 43 120

www.nilfisk.com

### MEXICO

Nilfisk de Mexico, S. de R.L. de C.V.  
Pirineos #515 Int.  
60-70 Microparque  
Industrial WSantiago  
76120 Queretaro  
Tel.: (+52) (442) 427 77 00  
www.nilfisk.com

### NEW ZEALAND

Nilfisk Limited  
Suite F, Building E  
42 Tawa Drive  
0632 Albany Auckland  
Tel.: (+64) 9 414 1996  
Website: www.nilfisk.com

### NORWAY

Nilfisk AS  
Bjørnerudveien 24  
1266 Oslo  
Tel.: (+47) 22 75 17 80  
www.nilfisk.no

### PERU

Nilfisk S.A.C.  
Calle Boulevard 162, Of. 703, Lima  
33- Perú  
Lima  
Tel.: (511) 435-6840  
www.nilfisk.com

### POLAND

Nilfisk Sp. Z.O.O.  
Millenium Logistic Park  
ul. 3 Maja 8, Bud. B4  
05-800 Pruszków  
Tel.: (+48) 22 738 3750  
www.nilfisk.pl

### PORTUGAL

Nilfisk Lda.  
Sintra Business Park  
Zona Industrial Da Abrunheira  
Edifício 1, 1° A  
P2710-089 Sintra  
Tel.: (+351) 21 911 2670  
www.nilfisk.pt

### RUSSIA

Nilfisk LLC  
Vyatskaya str. 27, bld. 7/1st  
127015 Moscow  
Tel.: (+7) 495 783 9602  
www.nilfisk.ru

### SINGAPORE

Den-Sin  
22 Tuas Avenue 2  
639453 Singapore  
Tel.: (+65) 6268 1006  
www.densin.com

### SLOVAKIA

Nilfisk s.r.o.  
Bancíkovej 1/A  
SK-821 03 Bratislava  
Tel.: (+421) 910 222 928  
www.nilfisk.sk

### SOUTH AFRICA

Nilfisk (Pty) Ltd  
Kimbult Office Park  
9 Zeiss Road  
Laser Park  
Honeydew  
Johannesburg  
Tel: +27118014600  
www.nilfisk.co.za

### SOUTH KOREA

Nilfisk Korea  
#204 2F Seoulsup Kolon Digital  
Tower  
25 Seongsuil-ro 4-gil, Seongdong-gu  
Seoul.

Tel.: (+ 82) 2 3474 4141  
www.nilfisk.co.kr

### SPAIN

Nilfisk S.A.  
Torre d'Ara,  
Passeig del Rengle, 5 Plta. 10ª  
08302 Mataró  
Tel.: (34) 93 741 2400  
www.nilfisk.es

### SWEDEN

Nilfisk AB  
Taljegårdsgatan 4  
431 53 Mölndal  
Tel.: (+46) 31 706 73 00  
www.nilfisk.se

### SWITZERLAND

Nilfisk AG  
Ringstrasse 19  
Kircheberg/Industri Stelz  
9500 Wil  
Tel.: (+41) 71 92 38 444  
www.nilfisk.ch

### TAIWAN

Nilfisk Ltd  
Taiwan Branch (H.K)  
No. 5, Wan Fang Road  
Taipei  
Tel.: (+88) 6227 00 22 68  
www.nilfisk.tw

### THAILAND

Nilfisk Co. Ltd.  
89 Soi Chokechai-Ruammitr  
Viphavadee-Rangsit Road  
Ladyao, Jatuchak, Bangkok 10900  
Tel.: (+66) 2275 5630  
www.nilfisk.co.th

### TURKEY

Nilfisk A.S.  
Serifali Mh. Bayraktar Bulv. Sehit Sk.  
No:7  
Ümraniye, 34775 Istanbul  
Tel.: +90 216 466 94 94  
www.nilfisk.com.tr

### UNITED ARAB EMIRATES

Nilfisk Middle East Branch  
SAIF-Zone  
P.O. Box 122298  
Sharjah  
Tel.: (+971) (0) 655-78813  
www.nilfisk.com

### UNITED KINGDOM

Nilfisk Ltd.  
Nilfisk House, Bowerbank Way  
Gilwilly Industrial Estate, Penrith  
Cumbria CA11 9BQ  
Tel: (+44) (0) 1768 868995  
www.nilfisk.co.uk

### UNITED STATES

Nilfisk, Inc.  
9435 Winnetka Ave N,  
Brooklyn Park  
MN- 55445  
www.nilfisk.com

### VIETNAM

Nilfisk Vietnam  
No. 51 Doc Ngu Str.  
P. Vinh Phúc, Q.Ba Dinh  
Hanoi  
Tel.: (+84) 761 5642  
www.nilfisk.com

