



OBDDeleven 3 User manual

Smart tool for diagnosing and
customizing your car

 OBDDeleven

Important usage instructions



- Do not disassemble or modify the device. Doing so may void your warranty and affect the device's functionality.
- Ensure the device does not obstruct driving or cause discomfort due to its placement in the OBD2 port.
- Avoid exposure to water and humidity, as this may damage the device.
- Do not use the device if it interfaces with other vehicle electronics.
- Keep the device away from strong electromagnetic sources, which may affect its functionality.

The device complies with applicable safety and electromagnetic interference regulations. Use in accordance with OBDeleven guidelines.

OBDeleven is not responsible for any damage, injury, or legal consequences resulting from improper use, unauthorized modifications, or failure to follow these instructions.

Attention! The device uses a SELV-limited power source. The nominal voltage is 12 V DC. The allowed range of the voltage varies between 9 V and 16 V DC.

Download the OBDeleven mobile app from the App Store, Google Play, or AppGallery.



Download on the
App Store



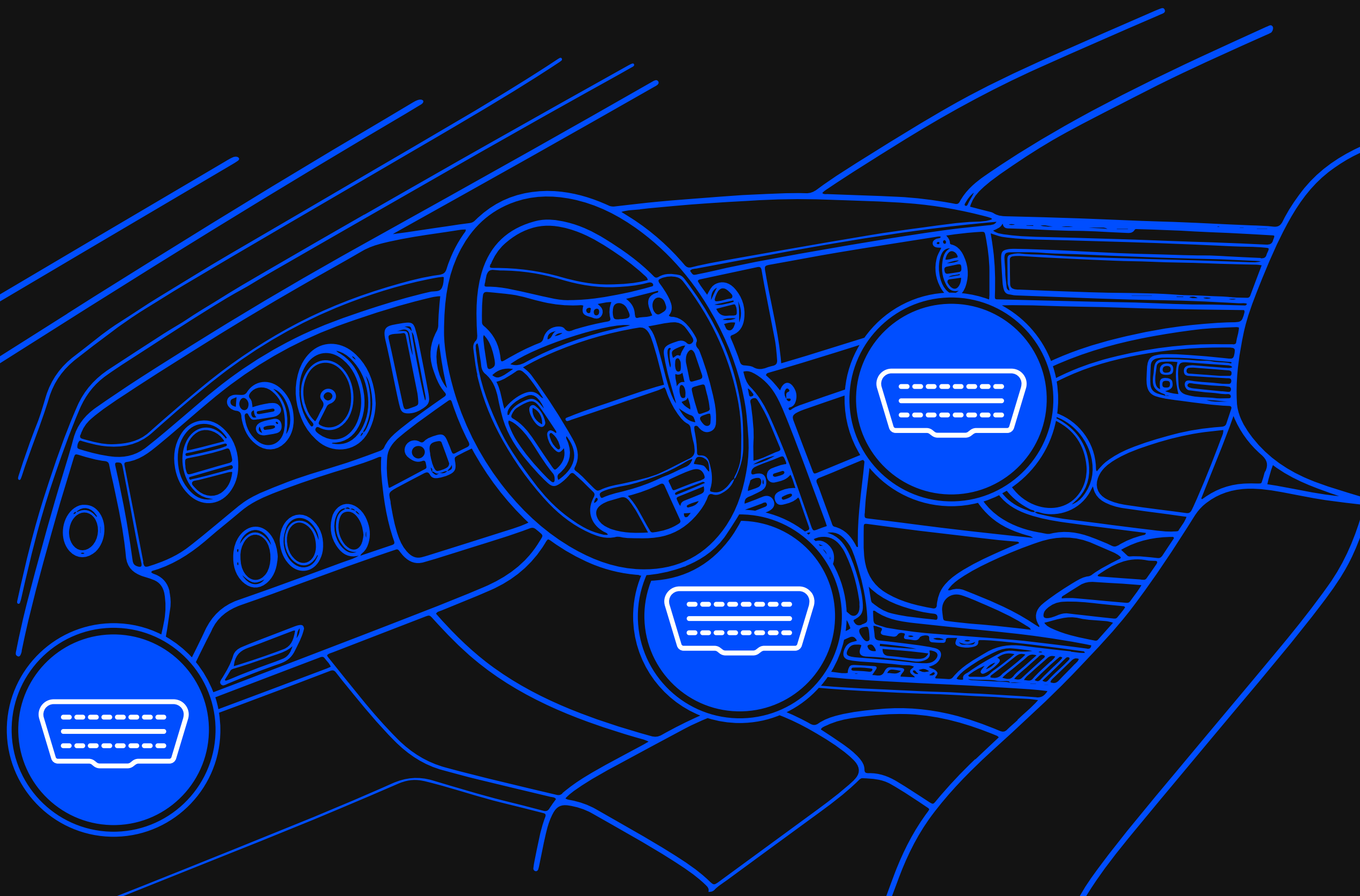
GET IT ON
Google Play



EXPLORE IT ON
AppGallery

Quick start

- Plug the device into your car's OBD2 port. You'll usually find it under the dashboard, on the left side below the steering wheel, or behind a latch or cover near the dashboard.
- Start the engine or switch the ignition to ON.
- Make sure the LED lights on the OBDeleven device are on – this means it's powered and ready.



Create your account

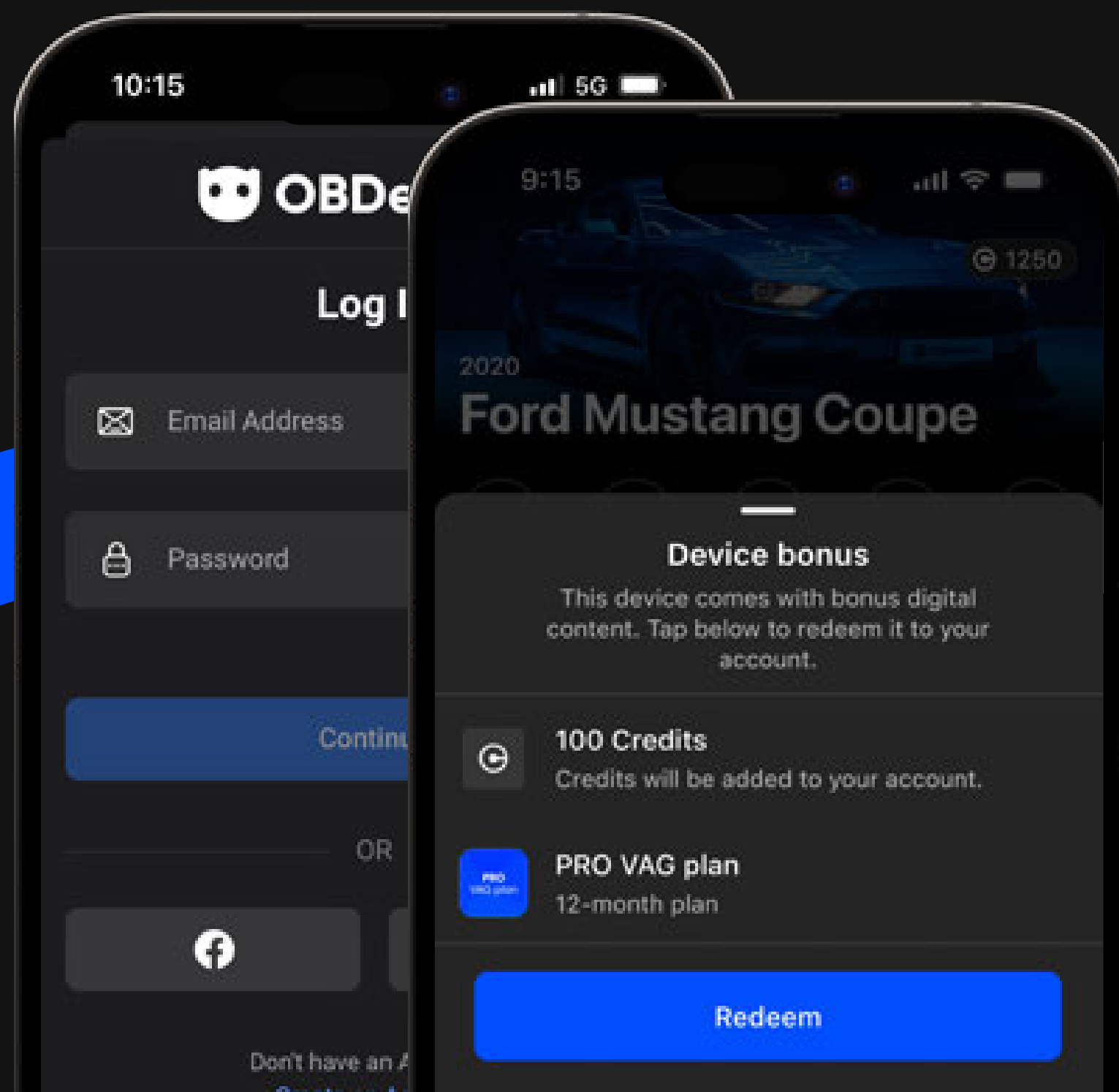
Create your OBDeleven account with your email, Facebook, or Apple ID.

Connect the device to your mobile app

- Once logged into your account, tap "Connect".
- Select the OBDeleven 3 device from the list.
- Set up your 6-digit PIN.

Add Credits or a plan

If you purchased a PRO/ULTIMATE plan or Credits, redeem the digital code sent to your inbox in the [dashboard](#). Make sure you log in with the same account you use in the mobile app.



Compatibility

You can check the complete list of supported vehicles and available features at obdeleven.com/supported-vehicles or in the "Supported vehicles" section of the OBDeleven mobile app. Use the OBDeleven hardware and software responsibly, and only if you're confident in your knowledge of vehicle programming (coding).

For more details, see obdeleven.com/terms-and-conditions.

Requirements

- **iOS 16.6 or newer (phones and tablets)**
- **Android 8.0 or newer (phones and tablets)**



OBDeleven specifications

Size

41 x 33 x 24 mm

Weight

25 g

Idle power consumption / Max power consumption

0.42 W / 0.54 W

Input current

45 mA

Operating voltage

9-16 V

Connection

Bluetooth BLE 4.2

Color

Black

Frequency support

2402-2480 MHz for BLE

Max RF Output Power (EIRP)

1.60 dBm

**The device is powered
by a car battery.**



Return policy

- We apply a 14-day return policy. The item must be returned in the original packaging and without any marks of use.
- The hardware or accessories purchased online may be opened for inspection (yet not used) and, in that case, may be returned for a refund or exchange within the 14-day return period following the dispatch date.
- Virtual items such as Credits, PRO or ULTIMATE plan can be returned within 30 days if they were not used.
- We cannot refund postage and packaging costs incurred when returning an unwanted product for international or domestic Lithuanian orders.
- Items bought as part of a bundle, including PRO or ULTIMATE plan or Credits, hardware, and/or software packs, if returned when the digital content was used, will result in the full price being charged for the other items in the bundle. Your refund will be adjusted accordingly.
- If returning hardware, it must contain all components to be eligible for a refund. For more detailed information regarding the return policy, please visit: obdeleven.com/shipping-and-return.



Troubleshooting tips

For help and other useful information, visit our help platform: support.obdeleven.com.

You can also reach our support team via the Live Chat function on the OBDeleven website or the "Help" section in the OBDeleven app.

How to submit a warranty claim

To request a warranty service, contact us via the Live Chat function on our website or the "Help" section in the OBDeleven app.

When returning a device:

- It's the user's responsibility to safely package the device and the hardware and include any required information to verify their account.
- The user is also responsible for any shipping or handling costs, as well as any applicable customs duties, VAT, or other taxes.
- If we can't reproduce the reported issue or verify your purchase, the warranty claim will be rejected.

For full warranty details, visit: obdeleven.com/warranty.



Warranty

OBDeleven guarantees that its products are free from manufacturing defects for 24 months from the date of purchase. This warranty is provided in accordance with applicable consumer protection laws and does not affect your statutory rights. The decision to repair or replace will be made at OBDeleven's sole discretion.

The warranty does not apply when you have purchased the product from an unauthorized reseller, where the instructions of the product were not complied with, or where the product was damaged due to abuse, accident, modification, or any other causes beyond our reasonable control.

Any replacement product will be covered under the remaining warranty period of the original product or 90 calendar days, whichever is longer.



Environment

OBDeleven is registered under several eco-organizations, what shows the company's eco-contributions required by law. These registrations and registration numbers provided by responsible organizations are used to monitor and control compliance with Extended Producer Responsibility (EPR) obligations for packaging and electronic equipment.

a. Lithuania:

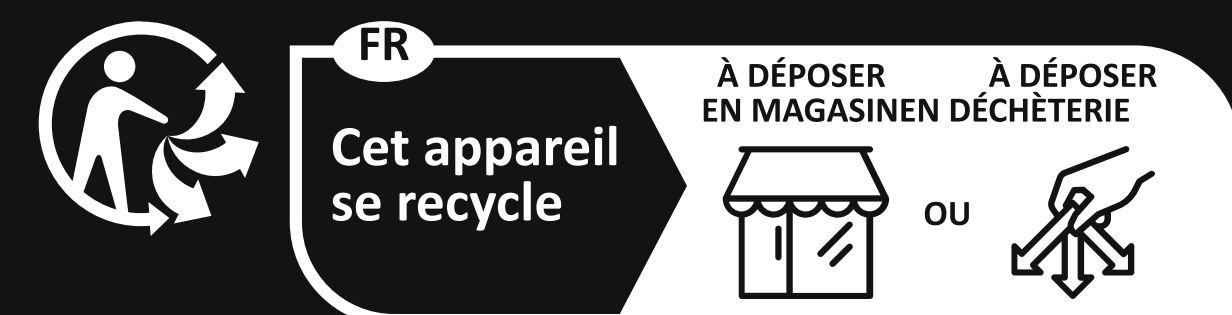
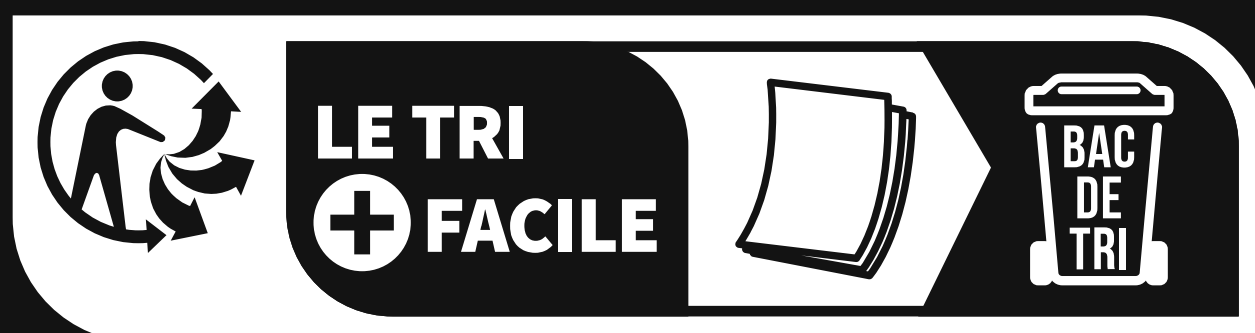
- Packaging: agreement with "Žalias taškas";
- Electronic Equipment: agreement with "GIA".

b. Germany:

- Packaging: LUCID ID.: DE2076216425366, agreement with "Recycling Dual";
- Electronic Equipment: Stiftung ear WEEE No.: DE 95462549, agreement with HPM.

c. France:

- Packaging: UDI by ADEME: FR261798_01MYOY, agreement with CITEO;
- Electronic Equipment: WEEE (IDU) No.: FR045563_05P91P, agreement with Ecologic



© 2025 OBDeleven, UAB.

All rights reserved.

OBDeleven and the OBDeleven logo are trademarks of OBDeleven, UAB, registered in the US, EU member states, and other countries.