

REMINGTON®

TITANIUM POWER WET/DRY SHAVER

**USE & CARE
MANUAL**

PLEASE READ
PRIOR TO USE



2 YEAR WARRANTY

PR1347AU



IMPORTANT SAFETY INSTRUCTIONS

When using electrical appliances, basic precautions should always be observed, including the following.

READ ALL INSTRUCTIONS BEFORE USING

For additional protection, the installation of a residual current device (rCD) having a rated residual operating current not exceeding 30 mA is advisable in the electrical circuit supplying the bathroom. Ask your installer for advice.

WARNING: TO REDUCE THE RISK OF BURNS, ELECTROCUTION AND FIRE OR INJURY TO PERSONS

DANGER: AS WITH MOST ELECTRICAL APPLIANCES, ELECTRICAL PARTS ARE ELECTRICALLY LIVE EVEN WHEN THE SWITCH IS OFF.

- The appliance should never be left unattended when plugged into a power outlet, except when charging the appliance.
- This appliance should not be used by children or other persons with reduced physical, sensory or mental capabilities or lack of experience and knowledge unless they have been given supervision or instruction concerning use of the appliance in a safe way and understand the hazards involved.
- This appliance is not a toy. Children shall be supervised to ensure they do not play with the appliance. Cleaning and user maintenance shall not be made by children without supervision.
- Keep the appliance and the power cord away from edge of tables or countertops and out of reach of children and persons with reduced physical, sensory or mental capabilities.
- Never operate this appliance if it has a damaged cord or plug, if it is not working correctly, if it has been dropped or damaged, or dropped into water. If the supply cord or plug of the appliance is damaged it must be replaced by the manufacturer, its service agent or similarly qualified persons in order to avoid a hazard. It cannot be repaired. Keep the cord away from heated surfaces.

- Charge, use and store the product at a temperature between 0°C and 32°C.
- Do not use outdoors or where aerosol (spray) products are being used, or where oxygen is being administered.
- Do not use this appliance with damaged or broken tracks, foils or cutters, as injury may occur.
- For use on facial hair only. Not intended for shaving the hair on your head.
- Do not plug or unplug the appliance with wet hands.
- For household use only.
- Do not place or store the appliance or charging adaptor where it can fall or be knocked into a sink or bath.
- Do not place in or drop into water or any other liquid for extended periods of time.
- If an appliance falls into water, “unplug it” immediately. Do not reach into the water.
- Unplug the charging adaptor from the electrical outlet immediately after fully charging.
- Unplug and switch off this appliance before cleaning it.
- Use this appliance only for its intended use as described in this manual.
- Do not use attachments not recommended by Remington.
- Never drop or insert any object into any opening of this appliance.
- Always store the charging adaptor in a moisture-free location.
- Do not use on people who are asleep.
- Do not use an extension cord or a voltage converter with this appliance.
- Do not wrap the cord around the appliance.

Remington strongly recommends that an approved Safety Switch (Residual Current Device) be installed to protect all bathroom power outlets. Ask an electrical contractor for advice.

SAVE THESE INSTRUCTIONS

PR1347AU TITANIUM POWER WET/DRY SHAVER

USE AND CARE MANUAL

Thank you for purchasing your new Remington® Titanium Power Wet/Dry Shaver. Inside this manual you will find tips on using and caring for your shaver.



KEY PARTS

1. Pivoting head & cutter assembly
2. Hair pocket release button
3. Pop-up trimmer (rear - not shown)
4. On/Off switch
5. Charging indicator light
6. Power Port (not shown)

Also includes:

- Head guard
- Cleaning brush
- Power adaptor

PR1347AU SPECIFICATIONS

Power System	Cordless (Rechargeable)
Initial Charge Time	24 Hours
Full Charge Time	4 Hours
Run time	60 Minutes
Indicators	LED Charging Indicator
Voltage Type (adaptor voltage type)	Worldwide 100-240V
Waterproof	Wet/Dry
Replacement Part No.	SPR-PR1347AU

CHARGING

- Before using your shaver for the first time, charge it for 24 hours. Note during this charge ignore the electronic indicators as they are in “start-up cycle”.
- Plug the adaptor into your shaver and then plug the charging adaptor unit into a domestic power outlet. Check to ensure that the shaver is OFF. The Charging Indicator Light will glow to indicate that it is charging and turn off when it is full.
- The batteries cannot be overcharged, but it is recommend that charging be discontinued and the shaver stored away if it will not be used for an extended period of time (2-3 months).
- The shaver will be fully charged in 4 hours.
- To preserve the life of the batteries, discharge them by running the shaver until the shaver turns off. Do this every 6 months.
- Use the shaver only with the charging adaptor supplied.

TIPS FOR BEST RESULTS

- Your Remington® Titanium Power Wet/Dry shaver is waterproof. You may use shaving foam or cream with your shaver. You may also shave in the shower.
- Always hold the shaver at a right angle to the skin so that all three heads are touching the skin with equal pressure.
- Stretch skin with the free hand so hairs stand upright, making it easier for them to enter the cutting chamber.
- Use moderate to slow, circular stroking movement. The use of short, circular motions in stubborn areas may obtain a closer shave, especially along the neck and chin line.
- Do not press hard against the skin to avoid skin irritation and/or damage to the rotary heads.

We recommend that you use your new shaver daily for up to four weeks to allow time for your hair and skin to become accustomed to the new shaving system

CLEANING

DAILY

1. Open the shaver head by pressing the release button on the front of the shaver (Fig. A) and flipping open the head away from the body of the shaver (Fig. B).
2. Tap out excess hair shavings.
3. Rinse the head of the shaver in running water.
4. Close the head assembly.

MONTHLY

- Perform cleaning steps 1 and 2.
- Hold the shaver upside down so that the open cutter assembly is facing towards you. Slide the blue cutter support frame upwards towards the shaver to release it from the assembly (Fig. C).
- Pull the cutter support frame away from the inner cutters (Fig. D).
- Thoroughly brush hairs from the inner and outer cutters. Rinse out remaining debris (Fig. E).
- Place the cutter support frame back into position and lock into place (Fig. F-G).
- Align the spring hinge into the slot at the back

WARNING

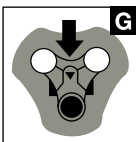
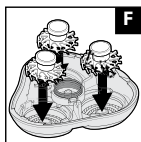
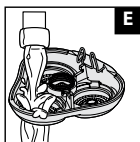
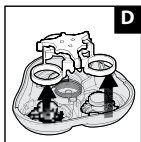
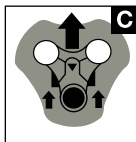
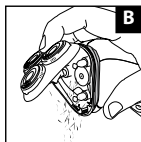
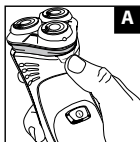
- Detach the hand-held part from the supply cord before cleaning in water.
- Shaver heads are suitable for cleaning under an open water tap.

CAUTION

- Shaver heads can be rinsed with water. The water temperature should not exceed 70 degrees. Unplug the shaver before cleaning with water.
- Keep the adaptor and cable dry.

TRIMMER

- Lubricate the teeth of the trimmer every six months with a drop of sewing machine oil.



ACCESSORY ORDER FORM

Article	Part No.	Price each AUD	Price each NZD	Qty	Amount
Replacement Shaving Heads & Cutters for PR1347AU	SPR-PR1347AU	\$39.95 AUD	\$44.95 NZD		\$
Shaver Saver: Aerosol Spray Cleaner	SP4	\$11.95 AUD	\$14.95 NZD		\$
Face Saver: Pre-shave Powder Stick	SP5	\$11.95 AUD	\$14.95 NZD		\$
IMPORTANT: Pricing in effect at time of publication, inclusive of GST. Subject to change without notice. Postage & handling \$7.50 standard for Australia & New Zealand.				Sub Total	\$
				Postage & handling	\$ 7.50
				TOTAL	\$

For help or to place an order on the phone
call Remington Customer Service:

- ① Australia: 1800 623 118 (toll free)
- ① New Zealand: 0800 736 776 (toll free)

REMINGTON

Remington is a Registered Trademark
of Spectrum Brands, Inc., or one
of its subsidiaries.



MAIL YOUR ORDER FORM TO:

AUSTRALIAN RESIDENTS:

Spectrum Brands Australia Pty Ltd
Chifley Business Park
1 Chifley Drive
Mentone, Victoria, 3194
Australia

NEW ZEALAND RESIDENTS:

Spectrum Brands New Zealand Pty Ltd
PO BOX 9817
Newmarket, 1149, Auckland
New Zealand

BATTERY DISPOSAL

NOTE: The battery is not intended to be removed or replaced under normal use. The only time the battery should be removed or the unit opened or disassembled, is at the end of the product's useful life before it is discarded.

The PR1347AU shaver contains a lithium-ion battery. Once the shaver has reached the end of its life, to ensure proper disposal of the product, please take the appliance to a recycling centre, where the internal rechargeable battery should be removed by a professional and recycled separately.

For more information about recycling of electrical and battery operated appliances, please contact your local council office or your household waste disposal service.

CAUTION: Do not put in the fire or mutilate your batteries when disposing as they may burst and release toxic materials. Do not short circuit as it may cause burns.

REPLACING YOUR HEADS & CUTTERS

It is very important to replace your head and cutters when necessary to ensure a close, comfortable shave without irritation. We recommend they be replaced every 12 months. Here are some signs of head and cutter wear, indicating that replacement is needed:

- **Irritation:** As the heads get excessively worn you may experience some skin irritation. This would be especially noticeable when you apply moisturising lotion.
- **Pulling:** When the cutters wear you may feel a sense of pulling and a loss of closeness when you shave. This is an indication that it is time to replace your heads and cutters.

Replacement heads & cutters may be obtained from your local retailer, or directly from Remington®. Simply fill out the enclosed Accessory Order Form - refer to page 7 & 8, or alternatively your order can be processed over the phone via the Remington® Service Hotline - refer to page 12.



SUITABLE FOR USE IN BATH OR SHOWER.

This product conforms to radio frequency interference requirements
Any product purchased and used commercially carries a limited 90 Day Warranty.

MONEY BACK OFFER – AUSTRALIA / NEW ZEALAND ONLY

If within 60 days you are not fully satisfied with your Remington® shaver, just return the shaver with this completed coupon and a copy of your Australian/New Zealand purchase receipt to Remington®. In return, we will send you a cheque for the full purchase price of the shaver. Please allow 6-8 weeks for your cheque to arrive.

Name:

Address:

City:

State: Postcode:

Contact No: Area Code: Ph:

Product Model number:

Is this the first Remington shaver you have owned/purchased? Yes No

What is the reason you are returning this product?

Spectrum Brands Australia Pty Ltd and Spectrum Brands New Zealand Limited

WARRANTY AGAINST DEFECTS

In this warranty:

Australian Consumer Law means the Australian consumer law set out in Schedule 2 to the Competition and Consumer Act 2010;

CGA means the New Zealand Consumer Guarantees Act 1993;

Goods means the product or equipment which was accompanied by this warranty and purchased in Australia or New Zealand, as the case may be;

Manufacturer, We or us means:

1. for Goods purchased in Australia, Spectrum Brands Australia Pty Ltd ACN, 007 070 573; or
2. for Goods purchased in New Zealand, Spectrum Brands New Zealand Limited, as the case may be, contact details as set out at the end of this warranty;

Supplier means the authorised distributor or retailer of the Goods that sold you the Goods in Australia or in New Zealand; and

You means you, the original end-user purchaser of the Goods.

1. Our goods come with guarantees that cannot be excluded under the Australian Consumer Law, or the CGA. You are entitled to a replacement or refund for a major failure and compensation for any other reasonably foreseeable loss or damage. You are also entitled to have the goods repaired or replaced if the goods fail to be of acceptable quality and the failure does not amount to a major failure.
2. The benefits provided by this Warranty are in addition to all other rights and remedies in respect of the Goods which the consumer has under either the Australian Consumer Law or the CGA. The original purchaser of the Goods is provided with the following Warranty subject to the Warranty Conditions:
3. We warrant the Goods for all parts defective in workmanship or materials for the period of two (2) years from the date of purchase (**Warranty Period**). If the Goods prove defective within the Warranty Period by reason of improper workmanship or material, we may, at our own discretion, repair or replace the Goods without charge.

Warranty Conditions

4. The Goods must be used in accordance with the manufacturer's instructions. This Warranty does not apply should the defect in or failure of the Goods be attributable to misuse, abuse, accident or non-observance of manufacturer's instructions on the part of the user. As far as the law permits, the manufacturer does not accept liability for any direct or consequential loss, damage or other expense caused by or arising out of any failure to use the Goods in accordance with the manufacturer's instructions.
5. Exhaustible components (such as shaver heads, cutters and foils) of the Goods are included under this Warranty only where there is a defect in workmanship or materials used.
6. The warranty granted under clause 3 is limited to repair or replacement only.
7. Any parts of the Goods replaced during repairs or any product replaced remain the property of the manufacturer. In the event of the Goods being replaced during the Warranty Period, the warranty on the replacement Goods will expire on the same date as for the Warranty Period on the original Goods which are replaced.

8. In order to claim under the warranty granted under clause 3 you must:
 - (a) Retain this warranty with your receipt/proof of purchase; and
 - (b) Return the Goods to us at the relevant address below or to the Supplier by prepaid freight within the Warranty Period accompanied with (i) the legible and unmodified original proof of purchase, which clearly indicates the name and address of the Supplier, the date and place of purchase, the product name or other product serial number and (ii) this warranty.
9. This warranty is immediately void if:
 - (a) Any serial number or appliance plate is removed or defaced;
 - (b) The Goods have been serviced or otherwise repaired by a person not authorised to do so by us or where non approved replaced parts are used.
10. The Goods are designed for domestic use only. A limited 90-day Warranty applies to any industrial or commercial use of the Goods. The Goods must be connected to the electrical voltage requirements as specified in the ratings label located on the Goods.
11. This warranty does not cover the cost of claiming under the warranty or transport of the Goods to and from the Supplier or us.
12. This warranty is only valid and enforceable in Australia against Spectrum Brands Australia Pty Ltd and in New Zealand against Spectrum Brands New Zealand Limited.

Contact us or the Supplier for further details.

Spectrum Brands Australia Pty Ltd

Locked Bag 3004

Braeside, VIC 3195

AUSTRALIA

Customer service in Australia: 1800 623 118

E-mail: consumer.enquiry@remington-products.com.au

Website: www.remington-products.com.au

Spectrum Brands New Zealand Limited

PO Box 9817

Newmarket, Auckland 1149

NEW ZEALAND

Customer service in New Zealand: 0800 736 776

E-mail: info@remington.co.nz

Website: www.remington.co.nz

REMINGTON®

REMINGTON SERVICE HOTLINE

📞 Australia 1800 623 118 (toll free)

📞 New Zealand 0800 736 776 (toll free)

® Registered Trade Mark of Spectrum Brands, Inc., or one of its subsidiaries
Made in China to the Specifications of Spectrum Brands, Inc.

© 2017 Spectrum Brands Inc.

REV: 02/17

PART NO: T22-0004659

