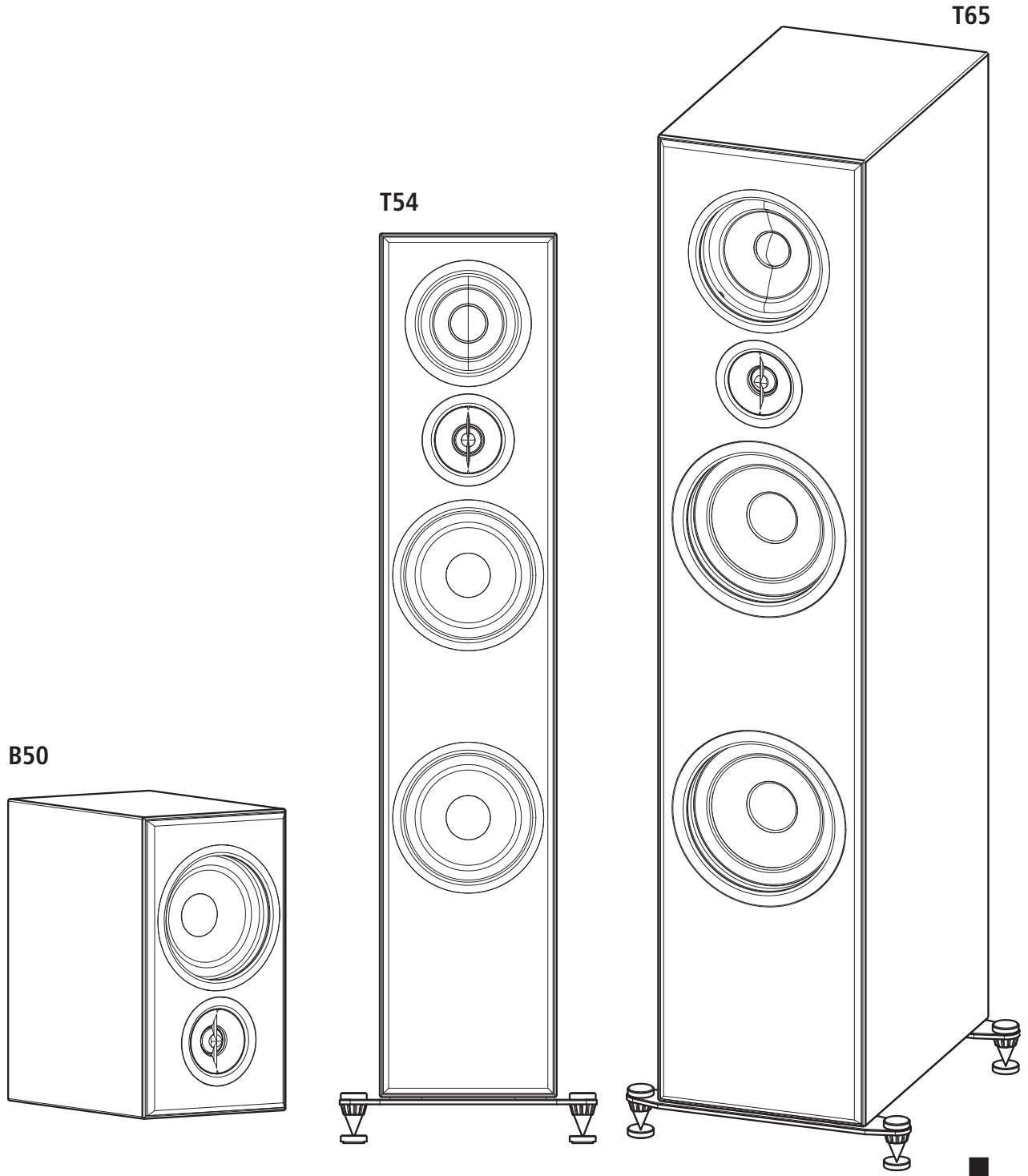


IMAGINE

IMAGINE Series Owner's Manual



EN Introduction

Congratulations for purchasing a member of the PSB IImagine Series.

In order to assist in the enjoyment your speakers, we have provided you with some instructions for assembly, and some suggestions to help you optimise their performance.

Additional information may be found on our website: www.PSBspeakers.com

FR Introduction

Félicitations pour votre achat d'un membre de la série PSB Imagine.

Afin de vous aider à bien profiter de vos enceintes, nous vous avons fourni quelques instructions d'assemblage et quelques suggestions pour vous aider à optimiser leurs performances.

Vous trouverez des informations supplémentaires sur notre site web : www.PSBspeakers.com

ES Introducción

Felicidades por comprar uno de los miembros de la Serie Imagine de PSB.

Para ayudarlo a disfrutar sus bocinas, le proporcionamos algunas instrucciones para ensamblarlas, y algunas sugerencias para ayudarlo a optimizar su desempeño.

Puede encontrar información adicional en nuestro sitio web: www.PSBspeakers.com

EN Speaker Terminal Jumper Bars (Figure 2)

The Imagine towers also include speaker terminal jumper bars. This will provide listeners with bi-wiring capabilities, as well as bi-amping. Though the audible differences of these features may be subtle, the benefits include; transients are less likely to cause clipping and/or speaker damage, reduced distortion and the elimination of errors at low frequencies, while also providing better matching between the power amplifier and speaker.

FR Cavaliers des bornes de haut-parleur (Figure 2)

Imagine tours comprennent également des cavaliers de bornes de haut-parleurs. Ils fournissent à l'auditeur la capacité de bicablage et de bi-amplification. Bien que les différences perceptibles de ces caractéristiques puissent être subtiles, les avantages comprennent une réduction du risque de transitoires pouvant causer de l'éclatement et/ou des dommages au haut-parleur, une réduction de la distorsion et l'élimination d'erreurs à basse fréquence, tout en fournissant une meilleure correspondance entre l'amplificateur et le haut-parleur .

ES Puentes de conexión de terminales para los altavoces (Figura 2)

Las torres Imagine también incluyen las barras puente de terminales de altavoz. Esto dará a los oyentes capacidades de bicableado, así como de bi-amplificación. Aunque las diferencias audibles de estas funciones pueden ser sutiles, algunas de las ventajas son: menor probabilidad de que los efectos transitorios causen recorte o daño en los altavoces, menor distorsión y eliminación de errores a frecuencias bajas, así como mejor correspondencia entre el amplificador de potencia y el altavoz.

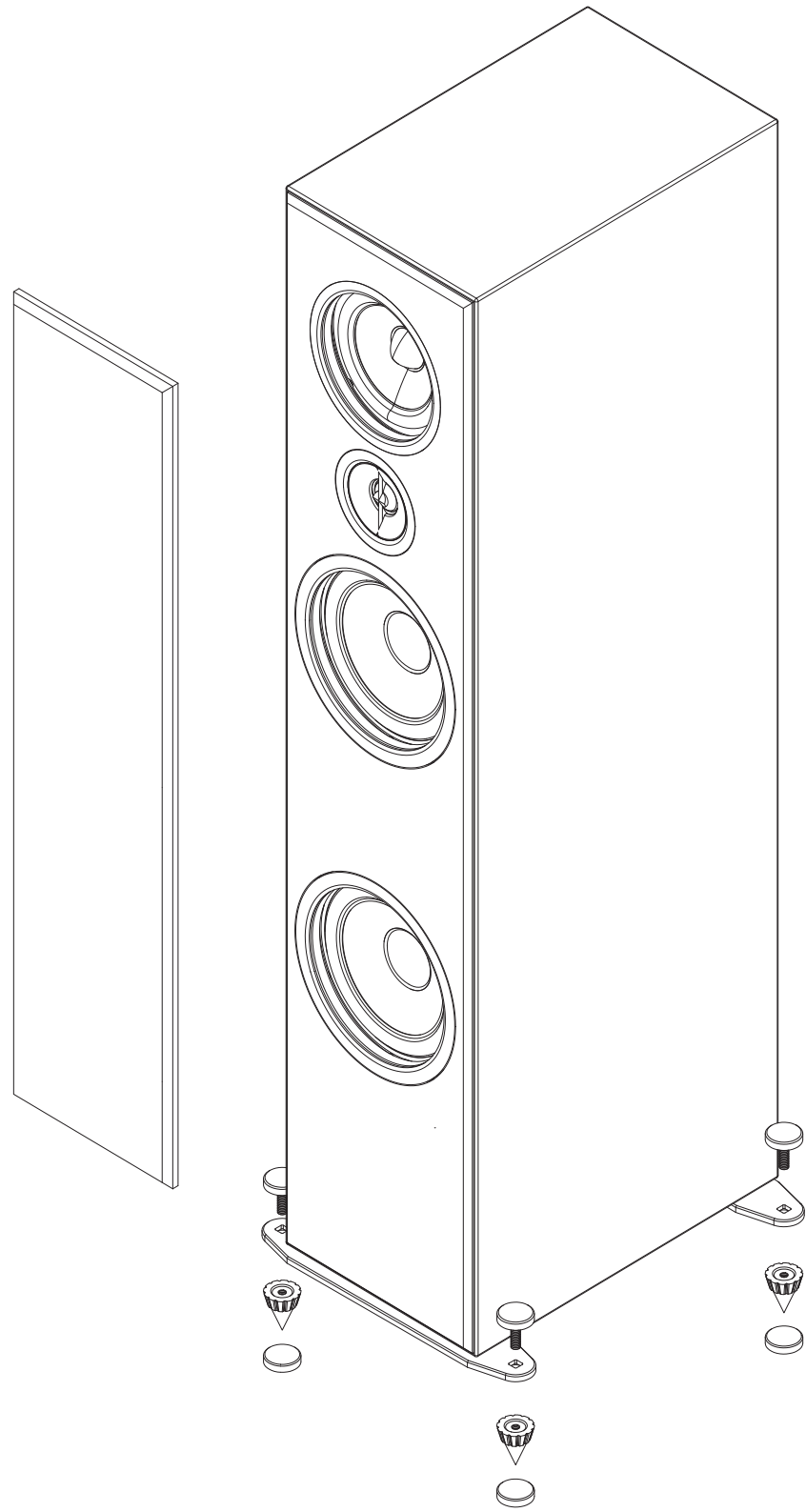


Figure 1 / Figura 1

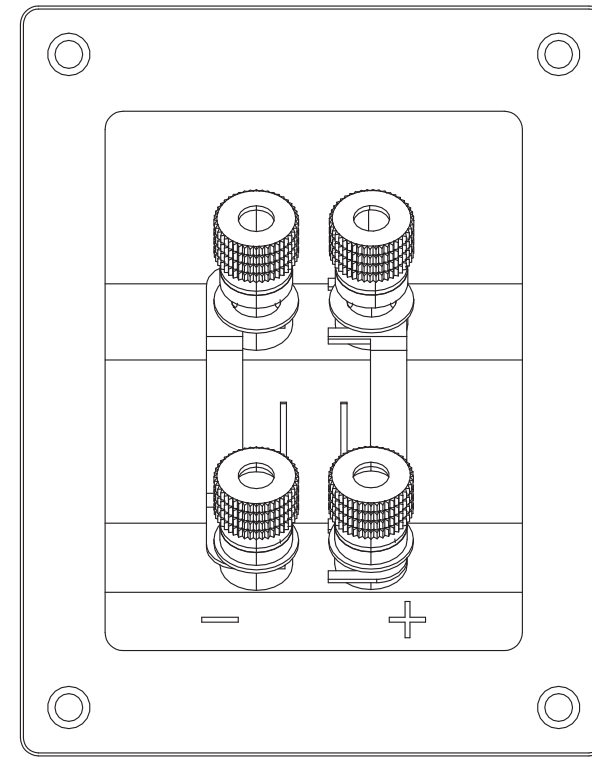


Figure 2 / Figura 2

Specifications/Specifications/Especificaciones

Specifications/Specifications/ Especificaciones	B50	T54	T65
	2-Way Monitor	3-Way Monitor	3-Way Monitor
Frequency Response On Axis @0 +/- 3db On axis @0 +/- 1 1/2db off Axis @ 30 +/- 1 1/2db LF Cutoff Dolby Atmos Certified	45-23,000Hz 60-20,000Hz 60-10,000Hz 36Hz	35-23,000Hz 48-20,000Hz 48-10,000Hz 28Hz	28-23,000Hz 37-20,000Hz 37-10,000Hz 19Hz
Sound Level Pressure Maximum @ 100Hz			
Sensitivity Anechoic Listening Room	85dB 87dB	87dB 89dB	88dB 90dB
Impedance Nominal Minimal	8 Ohms 4 Ohms	8 Ohms 4 Ohms	8 Ohms 4 Ohms
Input Power Recommended Program	20-150 Watts 150 Watts	20-150 Watts 200 Watts	20-200 Watts 200 Watts
Acoustic Design Tweeter (Nominal)	1" (25mm) Titanium Dome with Ferrofluid Neodymium Magnet	1" (25mm) Titanium Dome with Ferrofluid Neodymium Magnet	1" (25mm) Titanium Dome with Ferrofluid Neodymium Magnet
Midrange (Nominal)		4" (102mm) Woven Carbon Fibre Cone Rubber Surround	5 1/4" (133mm) Woven Carbon Fibre Cone Rubber Surround
Woofers (Nominal)	5 1/4" (133mm) Woven Carbon Fibre Cone Rubber Surround	2 x 5 1/4" (133mm) Woven Carbon Fibre Cone Rubber Surround	2 x 6 1/2" (165mm) Woven Carbon Fibre Cone Rubber Surround
Crossover	2,200Hz, LR4	2500Hz LR4 500Hz, B3	2000Hz, LR4 600Hz, LR4
Design Type	2-way Bass Reflex, Rear slot port	3-way Bass Reflex, Individual Woofer Chambers 2x Rear slot port	3-way Bass Reflex, Individual Woofer Chambers 2x Rear slot port
Construction Cabinet Sleeve Baffle Front Baffle Rear Grill Face Frame Side Grill	MDF MDF MDF Acoustically Transparent Cloth MDF	MDF MDF MDF Acoustically Transparent Cloth MDF	MDF MDF MDF Acoustically Transparent Cloth MDF
Dimensions Size (WxHxD)	6 3/4 x 11 13/16 x 9 7/8" 171 x 300 x 251mm	6 3/4 x 32 11/16 x 13 1/2" 171 x 830 x 302mm	8 3/8 x 38 13/16 x 13 1/2" 213 x 986 x 343mm
Net Weight	11.30 lbs 5.13 kg	31 lbs 14 kg	44 lbs 20 kg
Finish (Painted)	Satin Black and Satin White	Satin Black and Satin White	Satin Black and Satin White
Features	Dual, 5-way, Gold-plated Binding Posts, Bi-wireable/Bi-ampable, Rear facing slot port Black Bumpers Gold-plates Jumpers	Dual, 5-way, Gold-plated Binding Posts, Bi-wireable/Bi-ampable, Rear facing slot ports Aluminum outrigger Bars and Spikes Gold-plates Jumpers	Dual, 5-way, Gold-plated Binding Posts, Bi-wireable/Bi-ampable, Rear facing slot ports Aluminum outrigger Bars and Spikes Gold-plates Jumpers

PSB Speakers
633 Granite Court
Pickering, Ontario. L1W 3K1
CANADA

www.psbSpeakers.com
888-772-0000
(905) 831-6555
Fax: 905-831-6936

psb
SPEAKERS