

English

Swimming Goggle Instruction Manual

Product Name: Swimming Goggles

Model No.: YA26




Manufacturer: Yiwu Guyu Trading Co., Ltd.



Address: Room 409, 1-3/F, No. 67 Sihai Avenue, Choujiang Street, Yiwu City, Jinhua City, Zhejiang Province, P.R. China (China)

Applicable Headform(s) and Size(s): 1-M

Tint Category: SW3

This product complies with the essential health and safety requirements set out in Regulation (EU) 2016/425 and meets the ISO 18527-3:2020 standard.

Tint Category	Description	Usage	Symbol
SW0	Light Tint Eyewear	Very limited reduction of sunglare, some UV protection, intended for indoor use	 IEC 60417-5955
SW1	Light Tint Eyewear	Limited reduction of sunglare, some UV protection, intended for indoor use	 ISO 7000-2948
SW2	General Purpose Eyewear	Good protection against sunglare, good UV protection, intended for outdoor use	 ISO 7000-2949

SW3	General Purpose Eyewear	High protection against sunglare, good UV protection, intended for outdoor use	 ISO 7000-2950
SW4	Very Dark Special Purpose Eyewear	High protection against extreme sunglare, good UV protection, for outdoor use in extremely bright conditions	 ISO 7000-2951

Attention

1. Not for direct observation of the sun;
2. Not for protection against artificial light sources, e.g., solarium;
3. Not for use as eye protection against mechanical impact hazards;
4. Do not touch or wipe with anything sharp or hard. The anti-scratching ability of the lens is limited. Please pay attention to protect the lens when cleaning or using to prevent lens scratches;
5. Not for use as eye protection against mechanical impact hazards;
6. Not suitable for driving and road use;
7. Not suitable for driving in twilight or at night;
8. FOR SURFACE SWIMMING ONLY.

Cleaning and Maintenance


1. Please use a professional soft cleaning cloth and cleanser when cleaning the swimming goggles. Do not clean the goggles with excessive force. Pay attention to the humidity of the cleaning cloth and avoid overly wet conditions;
2. When not in use for a long time, please store the swimming goggles in a glasses case. Avoid subjecting the goggles to pressure or dropping them.

How to Put On, Fit and Remove the Swimming Goggles

To clear water from the goggles or adjust them, take a firm grip on the eyecup and tilt the lower edge of the eyecup slightly away from the face.

To remove the goggles, put your thumbs under the headband at the sides of your head. Slide your thumbs to the back of your head and lift the headband from the back to the front of your head.

It is recommended that teachers, coaches or mature swimmers demonstrate this method to young children.



Fitting Your Goggles – Adjusting the Nose Piece

Proper adjustment of the nose bridge is essential for both comfort and a watertight seal. To avoid water intake, slide the lenses closer together or further apart one notch at a time until you are satisfied with the fit. Remove any excess with a sharp pair of scissors.

Adjusting the Head Strap

The head strap is used to keep the goggles in place. Tighter is not necessarily better, as this may cause discomfort and marking around the eyes. Adjust the tension of the head strap until a comfortable fit is achieved.

Warning

Do not pull eyecups away from the face as they may spring back and cause eye damage.

Products that are unsuitable for cleaning and may cause damage:

Avoid contact with oils and greases. Some sun creams and lotions are of an oily composition. Intended Use: This product is intended to provide basic eye protection against water and associated irritants during swimming.