

VEVOR[®]

TOUGH TOOLS, HALF PRICE

Technical Support and E-Warranty Certificate www.vevor.com/support

KIDS PLAY TENT

MODEL: CPT3W1D

We continue to be committed to provide you tools with competitive price. "Save Half", "Half Price" or any other similar expressions used by us only represents an estimate of savings you might benefit from buying certain tools with us compared to the major top brands and does not necessarily mean to cover all categories of tools offered by us. You are kindly reminded to verify carefully when you are placing an order with us if you are actually saving half in comparison with the top major brands.

VEVOR[®]

TOUGH TOOLS, HALF PRICE

KIDS PLAY TENT

MODEL: CPT3W1D



NOTE: Real objects and pictures may be slightly different, please refer to your purchase!

NEED HELP? CONTACT US!

Have product questions? Need technical support? Please feel free to contact us:

Technical Support and E-Warranty Certificate
www.vevor.com/support

This is the original instruction, please read all manual instructions carefully before operating. VEVOR reserves a clear interpretation of our user manual. The appearance of the product shall be subject to the product you received. Please forgive us that we won't inform you again if there are any technology or software updates on our product.

SAFETY INSTRUCTIONS

WARNING:

1. Please read the instructions carefully and install it correctly.
2. Assembled by an adult. In the process of play, parents should always accompany the children's side. Avoid the danger of suffocation.
3. Do not install it in a dark, damp place.
4. Put it in a place with good ventilation.
5. Clean and disinfect your tent frequently to keep it clean and hygienic.



Correct Disposal










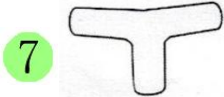

This product is subject to the provision of European Directive 2012/19/EU. The symbol showing a wheeled bin crossed through indicates that the product requires separate refuse collection in the European Union. This applies to the product and all accessories marked with this symbol. Products marked as such may not be discarded with normal domestic waste, but must be taken to a collection point for recycling electrical and electronic devices.

MODEL AND PARAMETERS

Model	CPT3W1D
Age of application	1-5 age
Appearance	House
Product Size	132*89*152cm
Material	Peach skin fabric+Plastic
Color	Beige

PARTS LIST AND INSTALLATION

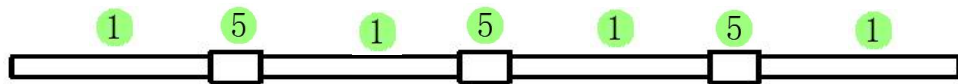
NOTE: Please check you have all the parts as shown in the part list.

	
Tent Cloth x1	Cushion x1
	
Camping lamp x1	Tube(L=317mm) x20
	
Tube(L=344mm) x12	Tube(L=283mm) x6
	
Tube(L=294mm) x8	Spliced straight pipe x31
	
60°-Connector x4	90°-Connector x6
	
User Manual x1	

Installation:

STEP1: Find out the corresponding brackets and connectors as shown in the figure for assembly.


A X5PCS:



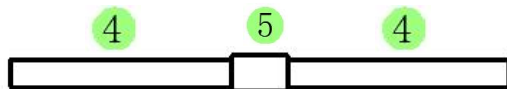
B X4PCS:



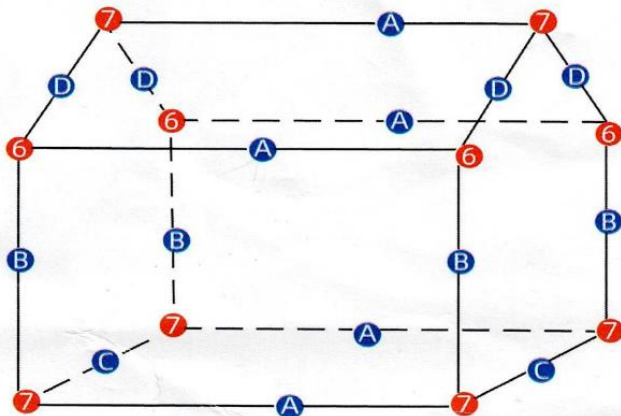
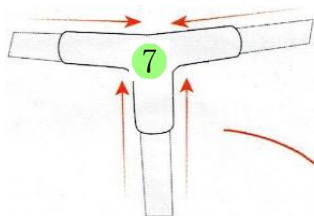
C X2PCS:



D X4PCS:



STEP2: The tube connects with Connector.



STEP3: After the frame is assembled, take out the tent cloth and cover it on the assembled bracket from top to bottom. Fasten the fixing belt. Lay out the cushion and install the camping lamp(AAA battery).



MAINTENANCE

1. Clean and disinfect your tent frequently to keep it clean and hygienic.
2. Store away from direct sunlight.
3. Check the reliability of the parts before each installation.

Manufacturer: PIZHOU CAPE OUTDOOR GOODS CO.,LTD

Origin Address: Building #3, PuHui Industrial Park, TieFu Town, PiZhou City, JiangSu, China

Tel: 0516-86989619

Email:sales003@capeoutdoor.com.cn

EC REP: SHUNSHUN GmbH.

Römeräcker 9 Z2021,76351 Linkenheim-Hochstetten, Germany

Tel: +49 1727041930 euvetreter@gmail.com

UK REP: Pooledas Group Ltd.

Unit 5 Albert Edward House, The Pavilions Preston, United Kingdom

Tel: 01772418127 pooledas123@gmail.com

Imported to AUS: SIHAO PTY LTD.

1 ROKEVA STREETEASTWOOD NSW 2122 Australia

Imported to USA: Sanven Technology Ltd.

Suite 250, 9166 Anaheim Place, Rancho Cucamonga, CA 91730

Made In China

VEVOR[®]

TOUGH TOOLS, HALF PRICE

Technical Support and E-Warranty Certificate
www.vevor.com/support

VEVOR[®]

TOUGH TOOLS, HALF PRICE

Wsparcie techniczne i certyfikat e-gwarancji www.vevor.com/support

NAMIOT DO ZABAWY DLA DZIECI

MODEL: CPT3W1D

We continue to be committed to provide you tools with competitive price. "Save Half", "Half Price" or any other similar expressions used by us only represents an estimate of savings you might benefit from buying certain tools with us compared to the major top brands and does not necessarily mean to cover all categories of tools offered by us. You are kindly reminded to verify carefully when you are placing an order with us if you are actually saving half in comparison with the top major brands.

VEVOR®

TOUGH TOOLS, HALF PRICE

KIDS PLAY TENT

MODEL: CPT3W1D



UWAGA: Rzeczywiste obiekty i zdjęcia mogą się nieznacznie różnić, prosimy zapoznać się z zakupem!

NEED HELP? CONTACT US!

Have product questions? Need technical support? Please feel free to contact us:

Technical Support and E-Warranty Certificate
www.vevor.com/support

This is the original instruction, please read all manual instructions carefully before operating. VEVOR reserves a clear interpretation of our user manual. The appearance of the product shall be subject to the product you received. Please forgive us that we won't inform you again if there are any technology or software updates on our product.

SAFETY INSTRUCTIONS

OSTRZEŻENIE:

6. Przeczytaj uważnie instrukcję i zainstaluj ją prawidłowo.
7. Złożony przez osobę dorosłą. W trakcie zabawy rodzice powinni zawsze towarzyszyć dzieciom . Unikać niebezpieczeństwa uduszenia .
8. Nie instaluj go w ciemnym, wilgotnym miejscu.
9. Umieść go w miejscu o dobrej wentylacji .
10. Często czyść i dezynfekuj swój namiot, aby utrzymać go w czystości i higienie.



Prawidłowa utylizacja






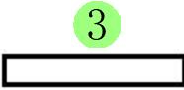



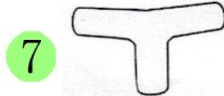

Ten produkt podlega postanowieniom Dyrektywy Europejskiej 2012/19/UE. Symbol przekreślonego kosza na śmieci oznacza, że produkt wymaga selektywnej zbiórki śmieci na terenie Unii Europejskiej. Dotyczy to produktu i wszystkich akcesoriów oznaczonych tym symbolem. Produktów oznaczonych jako takie nie można wyrzucać razem ze zwykłymi odpadami domowymi, lecz należy je oddać do: punkt zbiórki sprzętu elektrycznego i elektronicznego przeznaczonego do recyklingu.

MODEL AND PARAMETERS

Model	CPT3W1D
Wiek stosowania	1-5 lat
Wygląd	Dom
Rozmiar produktu	132*89*152cm
Materiał	Tkanina ze skórki brzoskwini +
Kolor	Beżowy

PARTS LIST AND INSTALLATION

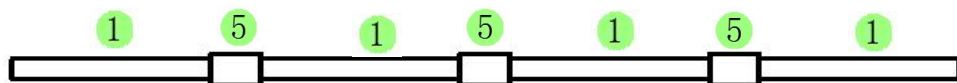
UWAGA: Sprawdź, czy posiadasz wszystkie części wymienione na liście części.

	
Tkanina namiotowa x 1	Poduszka x 1
	
Lampa kempingowa x 1	Rura (L=317mm) x 20
	
Rura (dł. = 344 mm) x 12	Rura (dł.=283mm) x 6
	
Rura (dł. = 294 mm) x 8	Łączona prosta rura x 31
	
Złącze 60° x 4	Złącze 90° x 6
	
Instrukcja obsługi x1	

Instalacja:

KROK 1: Znajdź odpowiednie wsporniki i złącza, jak pokazano na rysunku dotyczącym montażu.


A X5szt:



B X4szt:



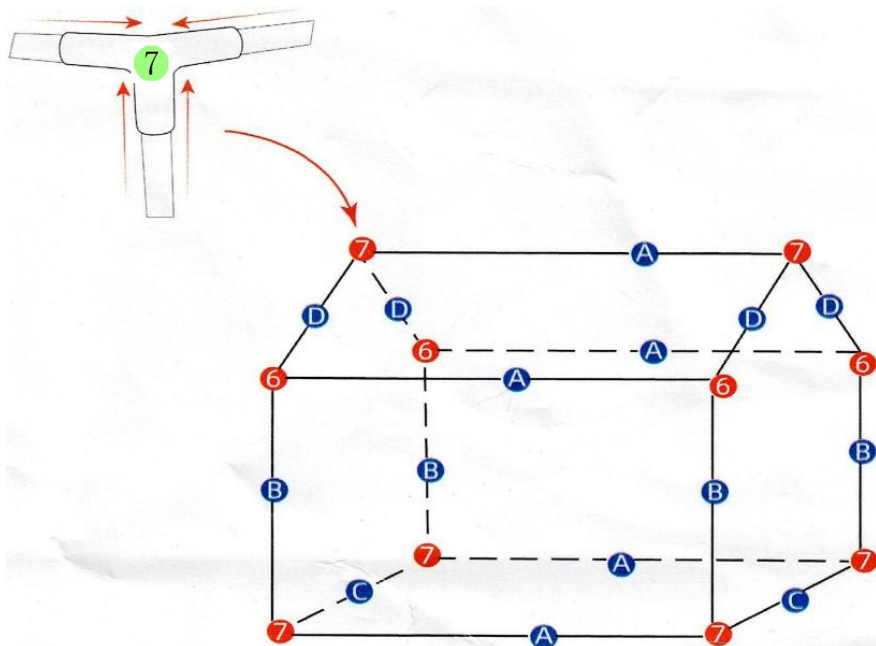
C X2szt:



D X4szt:



KROK 2: Rurka łączy się ze złączem.



KROK 3: Po zmontowaniu ramy wyjmij płótno namiotu i przykryj je na zmontowanym wsporniku od góry do dołu. Zamocuj pasek mocujący. Rozłóż poduszkę i zamontuj lampę kempingową (bateria AAA).



MAINTENANCE

4. Często czyść i dezynfekuj swój namiot, aby utrzymać go w czystości i higienie.
5. Przechowywać z dala od bezpośredniego światła słonecznego .
6. Przed każdą instalacją sprawdź niezawodność części .

Producent: PIZHOU CAPE OUTDOOR GOODS CO.,LTD

Adres pochodzenia: Budynek nr 3, park przemysłowy PuHui, miasto TieFu, miasto PiZhou, JiangSu, Chiny

Tel: 0516-86989619 E-mail: sales003@capeoutdoor.com.cn

Przedstawiciel WE: SHUNSHUN GmbH .

Römeräcker 9 Z2021,76351 Linkenheim-Hochstetten, Niemcy

Tel: +49 1727041930 euvertreter@gmail.com

REPUBLIKA WIELKIEJ BRYTANII: Pooledas Group Ltd.

Jednostka 5 Albert Edward House, The Pavilions Preston, Wielka Brytania

Tel: 01772418127pooledas123@gmail.com

Import do AUS: SIHAO PTY LTD.

1 ROKEVA STREETEASTWOOD NSW 2122 Australia

Import do USA: Sanven Technology Ltd.

Apartament 250, 9166 Anaheim Place, Rancho Cucamonga, Kalifornia 91730

Wyprodukowano w Chinach

VEVOR[®]

TOUGH TOOLS, HALF PRICE

Techniczny Certyfikat wsparcia i e-gwarancji

www.vevor.com/support

VEVOR[®]

TOUGH TOOLS, HALF PRICE

Technischer Support und E-Garantiezertifikat www.vevor.com/support

KINDERSPIELZELT

MODELL: CPT3W1D

We continue to be committed to provide you tools with competitive price. "Save Half", "Half Price" or any other similar expressions used by us only represents an estimate of savings you might benefit from buying certain tools with us compared to the major top brands and does not necessarily mean to cover all categories of tools offered by us. You are kindly reminded to verify carefully when you are placing an order with us if you are actually saving half in comparison with the top major brands.

VEVOR®

TOUGH TOOLS, HALF PRICE

KIDS PLAY TENT

MODELL: CPT3W1D



HINWEIS: Echte Objekte und Bilder können leicht abweichen, bitte beachten Sie Ihren Kauf!

NEED HELP? CONTACT US!

Have product questions? Need technical support? Please feel free to contact us:

Technical Support and E-Warranty Certificate
www.vevor.com/support

This is the original instruction, please read all manual instructions carefully before operating. VEVOR reserves a clear interpretation of our user manual. The appearance of the product shall be subject to the product you received. Please forgive us that we won't inform you again if there are any technology or software updates on our product.

SAFETY INSTRUCTIONS

WARNUNG:

11. Bitte lesen Sie die Anweisungen sorgfältig durch und installieren Sie es korrekt.
12. Von einem Erwachsenen zusammengebaut. Im Spielprozess sollten Eltern immer die Seite der Kinder begleiten . Erstickungsgefahr vermeiden .
13. es nicht an einem dunklen, feuchten Ort.
14. Stellen Sie es an einem Ort mit guter Belüftung auf .
15. Reinigen und desinfizieren Sie Ihr Zelt regelmäßig, um es sauber und hygienisch zu halten.



Richtige Entsorgung

Dieses Produkt unterliegt den Bestimmungen der europäischen Richtlinie 2012/19/EU. Das Symbol einer durchgestrichenen Mülltonne weist darauf hin, dass das Produkt in der Europäischen Union einer getrennten Müllsammlung bedarf. Dies gilt für das Produkt und alle Zubehörteile, die mit diesem Symbol gekennzeichnet sind. Als solche gekennzeichnete Produkte dürfen nicht über den normalen Hausmüll entsorgt werden, sondern müssen zu einem Recyclinghof gebracht werden. Sammelstelle für das Recycling von Elektro- und Elektronikgeräten.









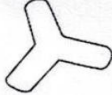
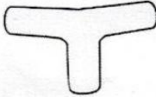

MODEL AND PARAMETERS

Modell	CPT3W1D
Alter der Bewerbung	1–5 Jahre
Aussehen	Haus
Produktgröße	132*89*152cm

Material	Stoff aus Pfirsichhaut + Kunststoff
Farbe	Beige

PARTS LIST AND INSTALLATION

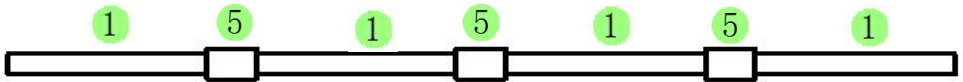
HINWEIS: Bitte überprüfen Sie, ob alle in der Teileliste aufgeführten Teile vorhanden sind.

	
Zelttuch x 1	Kissen * 1
	
Campinglampe * 1	Rohr (L = 317 mm) x 20
	
Rohr (L = 344 mm) x 12	Rohr (L = 283 mm) x 6
	
Rohr (L = 294 mm) x 8	Gespleißtes gerades Rohr x 31
	
60°-Stecker x 4	90°-Stecker x 6
	
Benutzerhandbuch x1	

Installation:

SCHRITT 1: Finden Sie für die Montage die entsprechenden Halterungen und Verbinder, wie in der Abbildung gezeigt.

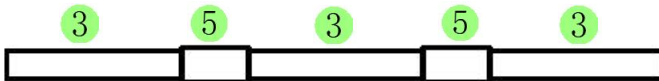
A X5PCS:



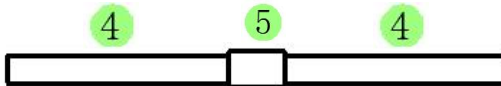
B X4PCS:



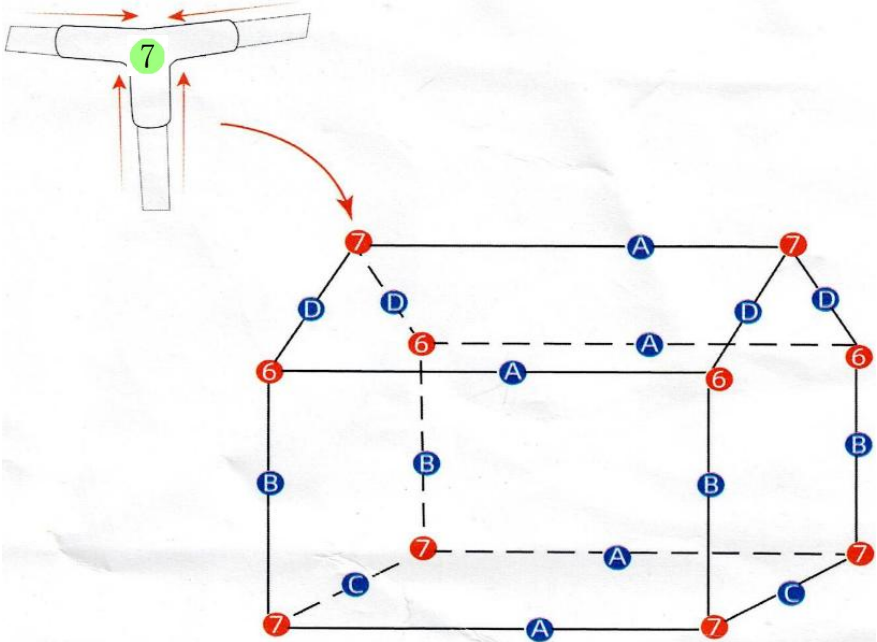
C X2PCS:



D X4PCS:



SCHRITT 2: Der Schlauch wird mit dem Connector verbunden.



SCHRITT 3: Nachdem der Rahmen zusammengebaut ist, nehmen Sie das Zelttuch heraus und decken Sie es von oben nach unten auf die montierte Halterung. Befestigen Sie den Befestigungsgurt.
das Kissen aus und installieren Sie die Campinglampe (AAA-Batterie).



MAINTENANCE

7. Reinigen und desinfizieren Sie Ihr Zelt regelmäßig, um es sauber und hygienisch zu halten.
8. Vor direkter Sonneneinstrahlung schützen .
9. Überprüfen Sie vor jeder Installation die Zuverlässigkeit der Teile .

Hersteller: PIZHOU CAPE OUTDOOR GOODS CO., LTD

Herkunftsadresse: Gebäude Nr. 3, PuHui Industrial Park, TieFu Town, PiZhou City, JiangSu, China

Tel.: 0516-86989619 E-Mail:sales003@capeoutdoor.com.cn

EK-VERTRETER: SHUNSHUN GmbH .

Römeräcker 9 Z2021,76351 Linkenheim-Hochstetten, Deutschland

Tel: +49 1727041930 euvertreter@gmail.com

Britischer Vertreter: Pooledas Group Ltd.

Einheit 5 Albert Edward House, The Pavilions Preston, Vereinigtes Königreich

Tel: 01772418127 pooledas123@gmail.com

Importiert nach AUS: SIHAO PTY LTD.

1 ROKEVA STREETEASTWOOD NSW 2122 Australien

Importiert in die USA: Sanven Technology Ltd.

Suite 250, 9166 Anaheim Place, Rancho Cucamonga, CA 91730

In China hergestellt

VEVOR[®]
TOUGH TOOLS, HALF PRICE

Technisch Support- und E-Garantiezertifikat
www.vevor.com/support

VEVOR[®]

TOUGH TOOLS, HALF PRICE

Assistance technique et certificat de garantie électronique www.vevor.com/support

TENTE DE JEU POUR ENFANTS

MODÈLE : CPT3W1D

We continue to be committed to provide you tools with competitive price. "Save Half", "Half Price" or any other similar expressions used by us only represents an estimate of savings you might benefit from buying certain tools with us compared to the major top brands and does not necessarily mean to cover all categories of tools offered by us. You are kindly reminded to verify carefully when you are placing an order with us if you are actually saving half in comparison with the top major brands.

VEVOR[®]

TOUGH TOOLS, HALF PRICE

KIDS PLAY TENT

MODÈLE : CPT3W1D



REMARQUE : les objets réels et les images peuvent être légèrement différents, veuillez vous référer à votre achat !

NEED HELP? CONTACT US!

Have product questions? Need technical support? Please feel free to contact us:

Technical Support and E-Warranty Certificate
www.vevor.com/support

This is the original instruction, please read all manual instructions carefully before operating. VEVOR reserves a clear interpretation of our user manual. The appearance of the product shall be subject to the product you received. Please forgive us that we won't inform you again if there are any technology or software updates on our product.

SAFETY INSTRUCTIONS

AVERTISSEMENT:

16. Veuillez lire attentivement les instructions et l'installer correctement.
17. Assemblé par un adulte. Dans le processus de jeu, les parents doivent toujours accompagner les enfants . Évitez le risque d'étouffement .
18. Ne l'installez pas dans un endroit sombre et humide.
19. Mettez-le dans un endroit bien ventilé .
20. Nettoyez et désinfectez fréquemment votre tente pour la garder propre et hygiénique.



Élimination correcte

Ce produit est soumis aux dispositions de la directive européenne 2012/19/UE. Le symbole représentant une poubelle barrée indique que le produit nécessite une collecte sélective des déchets dans l'Union européenne. Ceci s'applique au produit et à tous les accessoires marqués de ce symbole. Les produits marqués comme tels ne doivent pas être jetés avec les ordures ménagères normales, mais doivent être apportés à un centre de collecte. point de collecte pour le recyclage des appareils électriques et électroniques.










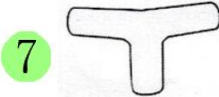

MODEL AND PARAMETERS

Modèle	CPT3W1D
Âge de candidature	1-5 ans
Apparence	Maison
Taille du produit	132*89*152cm
Matériel	Tissu peau de pêche + Plastique

Couleur	Beige
----------------	-------

PARTS LIST AND INSTALLATION

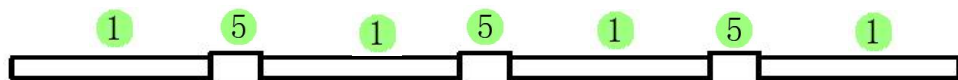
REMARQUE : Veuillez vérifier que vous disposez de toutes les pièces indiquées dans la liste des pièces.

	
Toile de tente x 1	Coussin x 1
	
Lampe de camping x 1	Tubes (L=317mm) x 20
	
Tube (L = 344 mm) x 12	Tubes (L = 283 mm) x 6
	
Tube (L = 294 mm) x 8	Tuyau droit épissé x 31
	
Connecteur 60° x 4	Connecteur 90° x6
	
Manuel d'utilisation x1	


Installation:

ÉTAPE 1 : Découvrez les supports et connecteurs correspondants, comme indiqué dans la fiche d'assemblage.


A X5PCS :



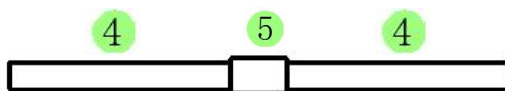
B X4PCS :



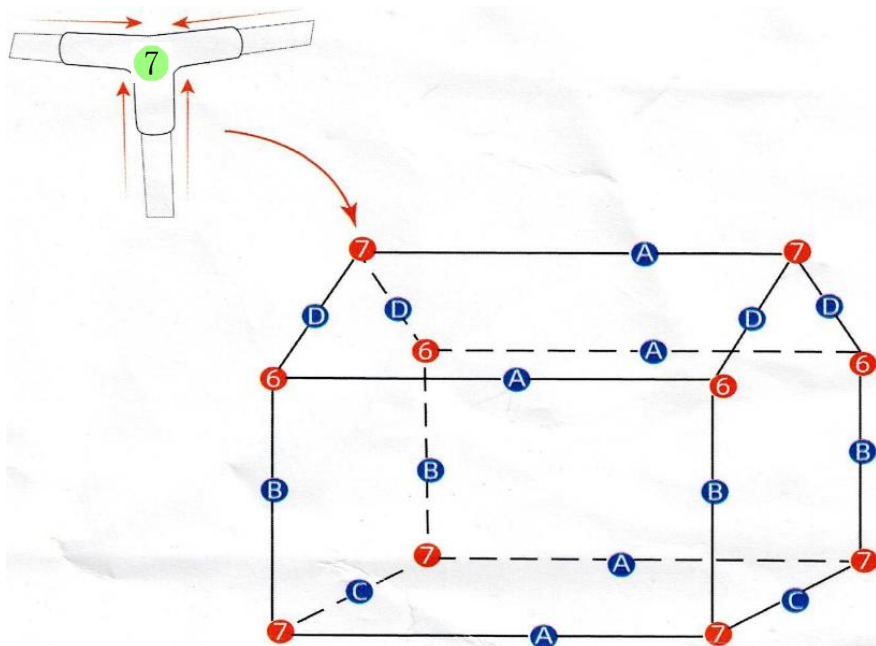
C X2PCS :



D X4PCS :



ÉTAPE 2 : Le tube se connecte au connecteur.



ÉTAPE 3 : Une fois le cadre assemblé, retirez la toile de tente et recouvrez-la de haut en bas sur le support assemblé. Fixez la ceinture de fixation. Disposez le coussin et installez la lampe de camping (pile AAA).



MAINTENANCE

10. Nettoyez et désinfectez fréquemment votre tente pour la garder propre et hygiénique.
11. Entreposer à l'écart de la lumière du soleil .
12. Vérifiez la fiabilité des pièces avant chaque installation .

Fabricant: PIZHOU CAPE OUTDOOR GOODS CO., LTD

Adresse d'origine : bâtiment n° 3, parc industriel PuHui, ville de TieFu, ville de PiZhou, JiangSu, Chine

Tél : 0516-86989619 E-mail : sales003@capeoutdoor.com.cn

REPRÉSENTANT CE : SHUNSHUN GmbH .

Römeräcker 9 Z2021,76351 Linkenheim-Hochstetten, Allemagne

Tél : +49 1727041930 euvertreter@gmail.com

REPRÉSENTANT DU ROYAUME-UNI : Pooledas Group Ltd.

Unité 5 Albert Edward House, The Pavilions Preston, Royaume-Uni

Tél : 01772418127 pooledas123@gmail.com

Importé en Australie : SIHAO PTY LTD.

1 ROKEVA STREETASTWOOD NSW 2122 Australie

Importé aux États-Unis : Sanven Technology Ltd.

Bureau 250, 9166 Anaheim Place, Rancho Cucamonga, CA 91730

Fabriqué en Chine

VEVOR®

TOUGH TOOLS, HALF PRICE

Technique Assistance et certificat de garantie électronique

www.vevor.com/support

VEVOR[®]

TOUGH TOOLS, HALF PRICE

Technische ondersteuning en e-garantiecertificaat www.vevor.com/support

KINDEREN SPELEN TENT

MODEL: CPT3W1D

We continue to be committed to provide you tools with competitive price.

"Save Half", "Half Price" or any other similar expressions used by us only represents an estimate of savings you might benefit from buying certain tools with us compared to the major top brands and does not necessarily mean to cover all categories of tools offered by us. You are kindly reminded to verify carefully when you are placing an order with us if you are actually saving half in comparison with the top major brands.

VEVOR[®]

TOUGH TOOLS, HALF PRICE

KIDS PLAY TENT

MODEL: CPT3W1D



OPMERKING: Echte objecten en afbeeldingen kunnen enigszins afwijken, raadpleeg uw aankoop!

NEED HELP? CONTACT US!

Have product questions? Need technical support? Please feel free to contact us:

Technical Support and E-Warranty Certificate
www.vevor.com/support

This is the original instruction, please read all manual instructions carefully before operating. VEVOR reserves a clear interpretation of our user manual. The appearance of the product shall be subject to the product you received. Please forgive us that we won't inform you again if there are any technology or software updates on our product.

SAFETY INSTRUCTIONS

WAARSCHUWING:

21. Lees de instructies zorgvuldig door en installeer deze correct.
22. In elkaar gezet door een volwassene. Tijdens het spelen moeten ouders altijd de kant van de kinderen begeleiden . Vermijd het gevaar van verstikking .
23. hem niet op een donkere, vochtige plaats.
24. Zet hem op een plaats met goede ventilatie .
25. Reinig en desinfecteer uw tent regelmatig om hem schoon en hygiënisch te houden.



Correcte verwijdering

Dit product valt onder de bepalingen van de Europese richtlijn 2012/19/EU. Het symbool met een doorgestreepte afvalcontainer geeft aan dat het product in de Europese Unie een aparte afvalinzameling vereist. Dit geldt voor het product en alle accessoires die met dit symbool zijn gemarkeerd. Producten die als zodanig zijn gemarkeerd mogen niet bij het normale huisvuil worden gegooid, maar moeten worden afgevoerd naar een inzamelpunt voor recycling van elektrische en elektronische apparaten.










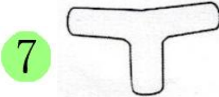

MODEL AND PARAMETERS

Model	CPT3W1D
Leeftijd van aanmelding	1-5 leeftijd
Verschijsing	Huis
Product grootte	132*89*152cm
Materiaal	Perzikachtige stof + Plastic __

Kleur	Beige
--------------	-------

PARTS LIST AND INSTALLATION

OPMERKING: Controleer of u alle onderdelen heeft, zoals weergegeven in de onderdelenlijst.

	
Tentdoek x 1	Kussen x 1
	
Campinglamp x 1	Buis (L=317mm) x 20
	
Buis (L=344mm) x 12	Buis (L=283mm) x 6
	
Buis (L=294mm) x 8	Gesplitste rechte pijp x 31
	
60°-connector x 4	90°-connector x 6
	
Gebruikershandleiding x1	


Installatie:

STAP1: Zoek de bijbehorende beugels en connectoren zoals weergegeven in de montageafbeelding.


A X5PCS:



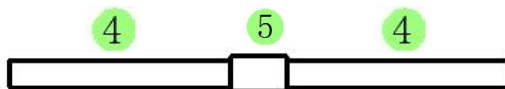
B X4PCS:



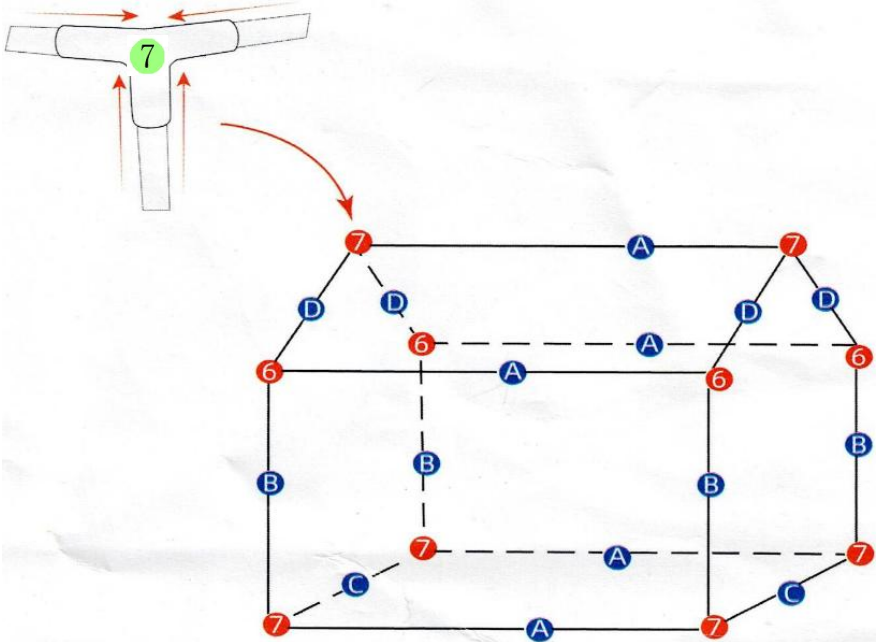
C X2PCS:



D X4PCS:



STAP2: De buis wordt aangesloten op de Connector.



STAP3: Nadat het frame is gemonteerd, haalt u het tentdoek eruit en bedekt u dit van boven naar beneden op de gemonteerde beugel. Maak de bevestigingsriem vast.

Leg het kussen neer en installeer de campinglamp (AAA-batterij).



MAINTENANCE

13. Reinig en desinfecteer uw tent regelmatig om hem schoon en hygiënisch te houden.
14. Buiten direct zonlicht bewaren .
15. Controleer vóór elke installatie de betrouwbaarheid van de

onderdelen .

Fabrikant: PIZHOU CAPE OUTDOOR GOODS CO.,LTD

Herkomstadres: Gebouw #3, PuHui Industrial Park, TieFu Town, PiZhou City, JiangSu, China

Tel: 0516-86989619 E-mail:sales003@capeoutdoor.com.cn

EG-REP: SHUNSHUN GmbH .

Römeräcker 9 Z2021,76351 Linkenheim-Hochstetten, Duitsland

Tel: +49 1727041930 euvertreter@gmail.com

VK REP: Pooledas Group Ltd.

Eenheid 5 Albert Edward House, The Pavilions Preston, Verenigd Koninkrijk

Tel: 01772418127 pooledas123@gmail.com

Geïmporteerd naar AUS: SIHAO PTY LTD.

1 ROKEVA STREETEASTWOOD NSW 2122 Australië

Geïmporteerd naar de VS: Sanven Technology Ltd.

Suite 250, 9166 Anaheim Place, Rancho Cucamonga, CA 91730

Gemaakt in China

VEVOR[®]

TOUGH TOOLS, HALF PRICE

Technisch Ondersteuning en e-garantiecertificaat

www.vevor.com/support

VEVOR[®]

TOUGH TOOLS, HALF PRICE

Teknisk support och e-garanticertifikat www.vevor.com/support

BARN LEKTÄLT

MODELL: CPT3W1D

We continue to be committed to provide you tools with competitive price. "Save Half", "Half Price" or any other similar expressions used by us only represents an estimate of savings you might benefit from buying certain tools with us compared to the major top brands and does not necessarily mean to cover all categories of tools offered by us. You are kindly reminded to verify carefully when you are placing an order with us if you are actually saving half in comparison with the top major brands.

VEVOR®

TOUGH TOOLS, HALF PRICE

KIDS PLAY TENT

MODELL: CPT3W1D



OBS: Verkliga föremål och bilder kan vara något annorlunda, se ditt köp!

NEED HELP? CONTACT US!

Have product questions? Need technical support? Please feel free to contact us:

Technical Support and E-Warranty Certificate
www.vevor.com/support

This is the original instruction, please read all manual instructions carefully before operating. VEVOR reserves a clear interpretation of our user manual. The appearance of the product shall be subject to the product you received. Please forgive us that we won't inform you again if there are any technology or software updates on our product.

SAFETY INSTRUCTIONS

WARNING:

26. Läs instruktionerna noggrant och installera den korrekt.
27. Monteras av en vuxen. Under leken bör föräldrar alltid följa med barnens sida . Undvik risken för kvävning .
28. den inte på en mörk, fuktig plats.
29. Placera den på en plats med god ventilation .
30. Rengör och desinficera ditt tält ofta för att hålla det rent och hygieniskt.



Korrekt avfallshantering









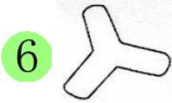
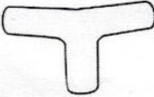

Denna produkt omfattas av bestämmelserna i det europeiska direktivet 2012/19/EU. Symbolen som visar en soptunna korsad anger att produkten kräver separat sophämtning i EU. Detta gäller för produkten och alla tillbehör märkta med denna symbol. Produkter märkta som sådana får inte slängas tillsammans med vanligt hushållsavfall utan ska lämnas till en insamlingsställe för återvinning av elektriska och elektroniska apparater.

MODEL AND PARAMETERS

Modell	CPT3W1D
Ansökningsålder	1-5 år
Utseende	Hus
Produktstorlek	132*89*152cm
Material	Peach s kin tyg + Plast
Färg	Beige

PARTS LIST AND INSTALLATION

OBS: Kontrollera att du har alla delar som visas i dellistan.

	
Tältduk x 1	Kudde x 1
	
Campinglampa x 1	Rör (L=317 mm) x 20
	
Rör (L=344 mm) x 12	Rör (L=283 mm) x 6
	
Rör (L=294 mm) x 8	Skarvat rakt rör x 31
	
60°-kontakt x 4	90°-kontakt x 6
	
Användarmanual x1	

Installation:

STEG 1: Ta reda på motsvarande fästen och kopplingar som visas i bilden för montering.


A X5PCS:



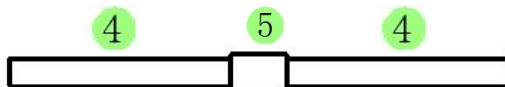
B X4PCS:



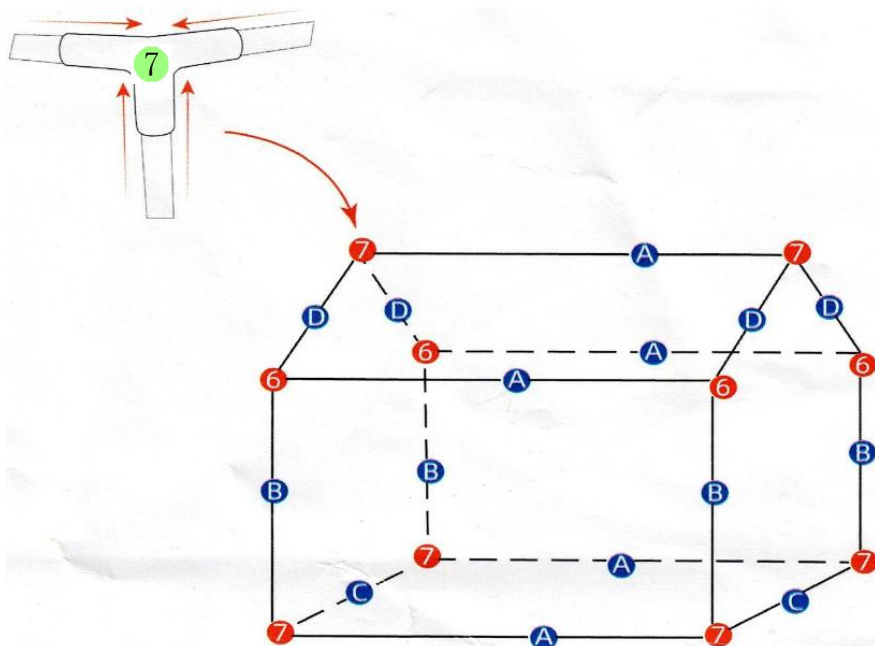
C X2PCS:



D X4PCS:



STEG 2: Röret ansluts till Connector.



STEG 3: Efter att ramen har monterats, ta ut tältduken och täck den på det monterade fästet uppifrån och ned. Fäst fixeringsbältet.

Lägg ut dynan och installera campinglampan (AAA - batteri).



MAINTENANCE

16. Rengör och desinficera ditt tält ofta för att hålla det rent och hygieniskt.

17. Förvaras åtskilt från direkt solljus .

18. Kontrollera delarnas tillförlitlighet före varje installation .

Tillverkare: PIZHOU CAPE OUTDOOR GOODS CO.,LTD

Ursprungsadress: Byggnad #3, PuHui Industrial Park, TieFu Town, PiZhou City, JiangSu, Kina

Tel: 0516-86989619 E-post:sales003@capeoutdoor.com.cn

EC REP: SHUNSHUN GmbH .

Römeräcker 9 Z2021,76351 Linkenheim-Hochstetten, Tyskland

Tel: +49 1727041930 euvertreter@gmail.com

UK REP: Pooledas Group Ltd.

Enhet 5 Albert Edward House, The Pavilions Preston, Storbritannien

Tel: 01772418127 pooledas123@gmail.com

Importerad till AUS: SIHAO PTY LTD.

1 ROKEVA STREETEASTWOOD NSW 2122 Australien

Importerad till USA: Sanven Technology Ltd.

Suite 250, 9166 Anaheim Place, Rancho Cucamonga, CA 91730

Tillverkad i Kina

VEVOR[®]

TOUGH TOOLS, HALF PRICE

Teknisk Support och e-garanticertifikat

www.vevor.com/support

VEVOR[®]

TOUGH TOOLS, HALF PRICE

Soporte técnico y certificado de garantía electrónica www.vevor.com/support

TIENDA DE JUEGO PARA NIÑOS

MODELO: CPT3W1D

We continue to be committed to provide you tools with competitive price. "Save Half", "Half Price" or any other similar expressions used by us only represents an estimate of savings you might benefit from buying certain tools with us compared to the major top brands and does not necessarily mean to cover all categories of tools offered by us. You are kindly reminded to verify carefully when you are placing an order with us if you are actually saving half in comparison with the top major brands.

VEVOR®

TOUGH TOOLS, HALF PRICE

KIDS PLAY TENT

MODELO: CPT3W1D



NOTA: Los objetos y las imágenes reales pueden ser ligeramente diferentes, ¡ consulte su compra!

NEED HELP? CONTACT US!

Have product questions? Need technical support? Please feel free to contact us:

Technical Support and E-Warranty Certificate
www.vevor.com/support

This is the original instruction, please read all manual instructions carefully before operating. VEVOR reserves a clear interpretation of our user manual. The appearance of the product shall be subject to the product you received. Please forgive us that we won't inform you again if there are any technology or software updates on our product.

SAFETY INSTRUCTIONS

ADVERTENCIA:

31. Lea atentamente las instrucciones e instálelo correctamente .
32. Montado por un adulto. En el proceso de juego, los padres siempre deben acompañar al lado de los niños . Evite el peligro de asfixia .
33. No lo instale en un lugar oscuro y húmedo.
34. Colóquelo en un lugar con buena ventilación .
35. Limpie y desinfecte su tienda con frecuencia para mantenerla limpia e higiénica.



Eliminación correcta










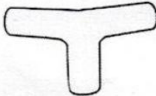

Este producto está sujeto a las disposiciones de la Directiva europea 2012/19/UE. El símbolo que muestra un contenedor con ruedas tachado indica que el producto requiere recogida selectiva de basura en la Unión Europea. Esto se aplica al producto y a todos los accesorios marcados con este símbolo. Los productos marcados como tales no podrán desecharse con la basura doméstica normal, sino que deberán llevarse a un Punto de recogida para el reciclaje de aparatos eléctricos y electrónicos.

MODEL AND PARAMETERS

Modelo	CPT3W1D
Edad de aplicación	1-5 años
Apariencia	Casa
Tamaño del producto	132*89*152cm
Material	Tela piel de melocotón + Plástico
Color	Beige

PARTS LIST AND INSTALLATION

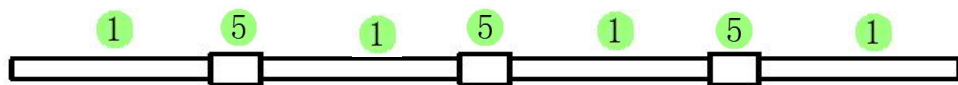
NOTA: Verifique que tenga todas las piezas como se muestra en la lista de piezas.

	
1 paño para tienda.	Cojín x 1
	1 
Lámpara de camping x 1	Tubo (largo = 317 mm) x 20
2 	3 
Tubo (largo = 344 mm) x 12	Tubo (largo = 283 mm) x 6
4 	5 
Tubo (largo = 294 mm) x 8	Tubo recto empalmado x31 _
6 	7 
Conector de 60° x 4	Conector de 90° x6 _
	
Manual de usuario x1	

Instalación:

PASO 1: Encuentre los soportes y conectores correspondientes como se muestra en la figura para el montaje.

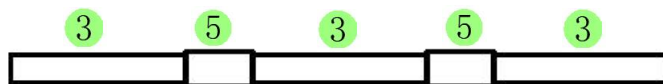
A X5PCS:



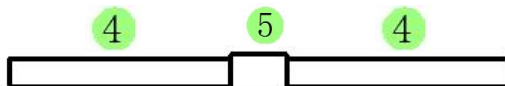
B X4PCS:



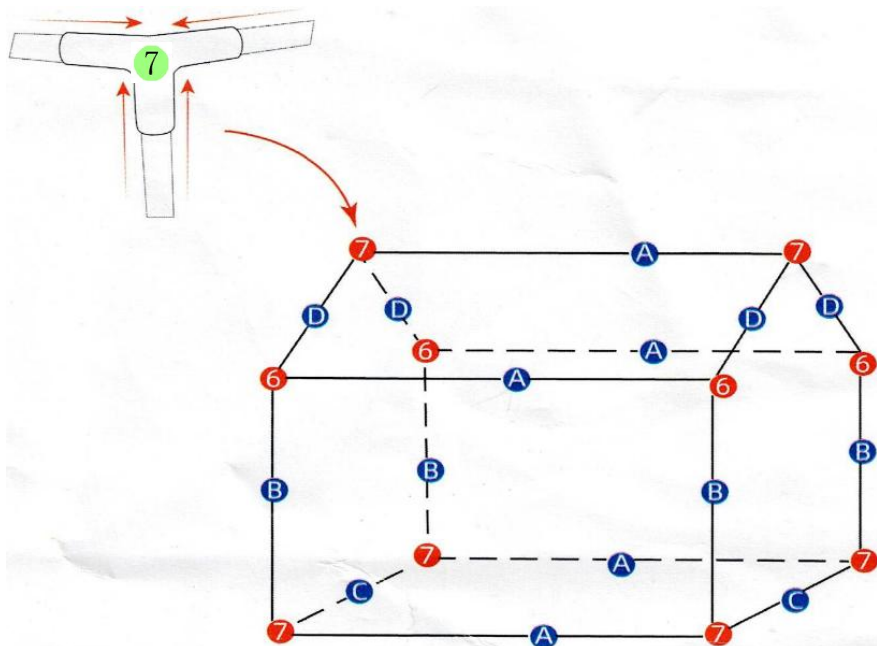
C X2PCS:



D X4PCS:



PASO 2: El tubo se conecta con el conector.



PASO 3: Después de ensamblar el marco, saque la tela de la tienda y cúbrala sobre el soporte ensamblado de arriba a abajo. Abroche el cinturón de fijación. Extienda el cojín e instale la lámpara de camping (batería AAA).



MAINTENANCE

19. Limpie y desinfecte su tienda con frecuencia para mantenerla limpia e higiénica.
20. Guardar alejado de la luz directa del sol .
21. Verifique la confiabilidad de las piezas antes de cada instalación .

Fabricante: PIZHOU CAPE OUTDOOR GOODS CO., LTD

Dirección de origen: Edificio n.º 3, parque industrial PuHui, ciudad TieFu, ciudad de PiZhou, JiangSu, China

Tel: 0516-86989619 Correo electrónico: sales003@capeoutdoor.com.cn

REPRESENTANTE CE: SHUNSHUN GmbH .

Römeräcker 9 Z2021,76351 Linkenheim-Hochstetten, Alemania

Tel: +49 1727041930 euvertreter@gmail.com

REPRESENTANTE DEL REINO UNIDO: Pooledas Group Ltd.

Unidad 5 Albert Edward House, The Pavilions Preston, Reino Unido

Tel: 01772418127 pooledas123@gmail.com

Importado a AUS: SIHAO PTY LTD.

1 ROKEVA STREET ASTWOOD NSW 2122 Australia

Importado a EE. UU.: Sanven Technology Ltd.

Suite 250, 9166 Anaheim Place, Rancho Cucamonga, CA 91730

Hecho en china

VEVOR[®]
TOUGH TOOLS, HALF PRICE

Técnico Certificado de soporte y garantía electrónica
www.vevor.com/support

VEVOR[®]

TOUGH TOOLS, HALF PRICE

Supporto tecnico e certificato di garanzia elettronica www.vevor.com/support

I BAMBINI GIOCANO IN TENDA

MODELLO: CPT3W1D

We continue to be committed to provide you tools with competitive price. "Save Half", "Half Price" or any other similar expressions used by us only represents an estimate of savings you might benefit from buying certain tools with us compared to the major top brands and does not necessarily mean to cover all categories of tools offered by us. You are kindly reminded to verify carefully when you are placing an order with us if you are actually saving half in comparison with the top major brands.

VEVOR[®]

TOUGH TOOLS, HALF PRICE

KIDS PLAY TENT

MODELLO: CPT3W1D



NOTA: gli oggetti e le immagini reali potrebbero essere leggermente diversi, fare riferimento al tuo acquisto!

NEED HELP? CONTACT US!

Have product questions? Need technical support? Please feel free to contact us:

Technical Support and E-Warranty Certificate
www.vevor.com/support

This is the original instruction, please read all manual instructions carefully before operating. VEVOR reserves a clear interpretation of our user manual. The appearance of the product shall be subject to the product you received. Please forgive us that we won't inform you again if there are any technology or software updates on our product.

SAFETY INSTRUCTIONS

AVVERTIMENTO:

36. Si prega di leggere attentamente le istruzioni e installarlo correttamente .
37. Assemblato da un adulto. Nel processo di gioco, i genitori dovrebbero sempre accompagnare i bambini . Evitare il pericolo di soffocamento .
38. Non installarlo in un luogo buio e umido.
39. Mettilo in un luogo con una buona ventilazione .
40. Pulisci e disinfetta frequentemente la tenda per mantenerla pulita e igienica.



Corretto smaltimento

Questo prodotto è soggetto alle disposizioni della Direttiva Europea 2012/19/UE. Il simbolo del bidone della spazzatura barrato indica che nell'Unione Europea il prodotto richiede la raccolta differenziata dei rifiuti. Ciò vale per il prodotto e tutti gli accessori contrassegnati da questo simbolo. I prodotti contrassegnati come tali non possono essere smaltiti con i normali rifiuti domestici, ma devono essere portati a punto di raccolta per il riciclaggio di dispositivi elettrici ed elettronici.










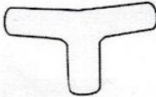

MODEL AND PARAMETERS

Modello	CPT3W1D
Età di applicazione	1-5 anni
Aspetto	Casa
Taglia del prodotto	132*89*152 cm
Materiale	Tessuto pelle di pesca + plastica

Colore	Beige
---------------	-------

PARTS LIST AND INSTALLATION

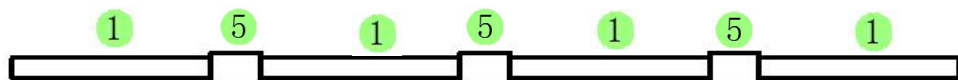
NOTA: verificare di avere tutte le parti come mostrato nell'elenco delle parti.

	
Panno per tenda x 1	Cuscino x 1
	
Lampada da campeggio x 1	Tubo (L=317 mm) x 20
	
Tubo (L=344 mm) x 12	Tubo (L=283 mm) x 6
	
Tubo (L=294 mm) x 8	Tubo diritto giuntato x31 _
	
Connettore a 60° x 4	Connettore a 90° x6 _
	
Manuale utentex1	

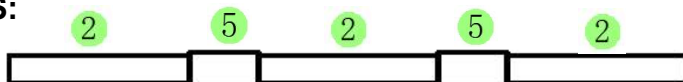
Installazione:

PASSO 1: Individuare le staffe e i connettori corrispondenti come mostrato nella figura per il montaggio.

A X5 pezzi:



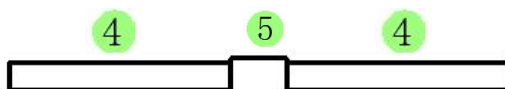
B X4PCS:



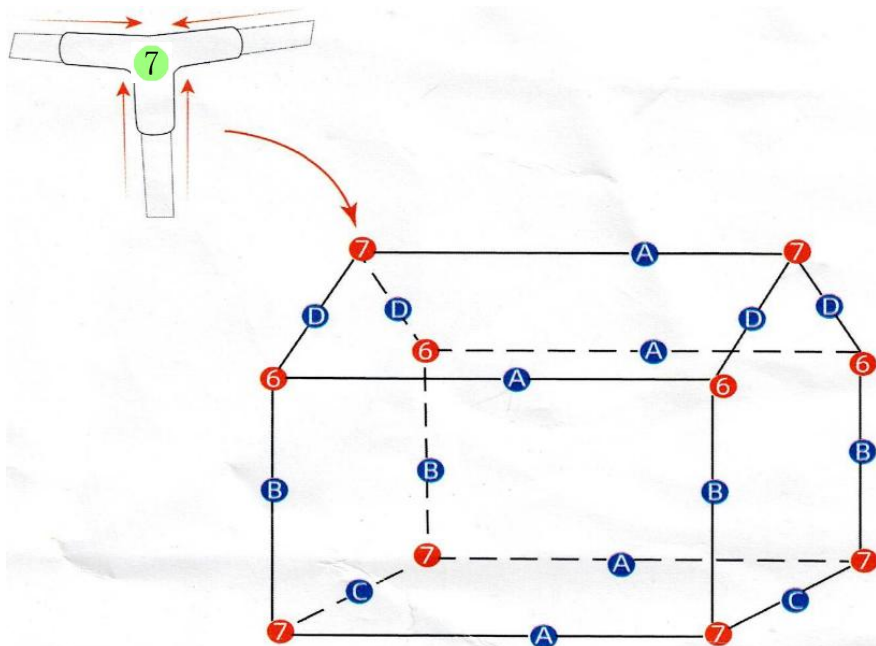
C X2PCS:



D X4PCS:



STEP2: Il tubo si collega al connettore.



FASE 3: Dopo aver assemblato il telaio, togliere il telo della tenda e coprirlo sulla staffa assemblata dall'alto verso il basso. Allacciare la cintura di fissaggio.

Disporre il cuscino e installare la lampada da campeggio (batteria AAA).



MAINTENANCE

22. Pulisci e disinfetta frequentemente la tenda per mantenerla pulita e igienica.
23. Conservare lontano dalla luce solare diretta .
24. Verificare l'affidabilità dei componenti prima di ogni installazione .

Produttore: PIZHOU CAPE OUTDOOR GOODS CO.,LTD

Indirizzo di origine: edificio n. 3, parco industriale PuHui, città di TieFu, città di PiZhou, JiangSu, Cina

Tel: 0516-86989619 E-mail: sales003@capeoutdoor.com.cn

RAPPRESENTANTE CE: SHUNSHUN GmbH .

Römeräcker 9 Z2021,76351 Linkenheim-Hochstetten, Germania

Tel: +49 1727041930 euvertreter@gmail.com

REP. DEL REGNO UNITO: Pooledas Group Ltd.

Unità 5 Albert Edward House, The Pavilions Preston, Regno Unito

Tel: 01772418127 pooledas123@gmail.com

Importato in AUS: SIHAO PTY LTD.

1 ROKEVA STREETEASTWOOD NSW 2122 Australia

Importato negli Stati Uniti: Sanven Technology Ltd.

Suite 250, 9166 Anaheim Place, Rancho Cucamonga, CA 91730

Made in China

VEVOR[®]
TOUGH TOOLS, HALF PRICE

Tecnico Supporto e certificato di garanzia elettronica
www.vevor.com/support