








**ROFEE**Ant AI **Basic Edition**







User Manual

 | **[Smart Desktop Speaker]**
**Instruction Diagram (I)**

Swipe Down

-  Quick access to the "Settings" interface →  **Select Language.**
-  Adjust speaker volume up/down.
-  Set Screen-On Duration.
-  Configure Button Backlight and Ambient Light.
-  One-tap Bluetooth pairing with your mobile phone
-  Scan the QR code with your mobile phone to download the APP and access its interface.

**Instruction Diagram (II)**

- ①  Customizable Shortcut Button. Select any single function from 8 options (Screen Off, Volume+, Volume-, Next Track, Previous Track, Alarm, Message, AI Assistant) to be activated by a single press on this button.
- ②  Power On/Off Button.
- ③  Music Play/Pause Button.
- ④  Microphone.
- ⑤  Type-C Charging Port.
- ⑥  Micro SD Card Slot.

**On-Screen Operations (I)****Customizable Settings****Button Backlight:**

Always on (syncs with display) or off

**Ambient Light:**

5 lighting effects available or off

**Screen-On Duration:**

9 duration options available (5s, 10s, 15s, 20s, 30s, 60s, 10min, 20min, 30min) or off

**Alarm:**

Stores up to 5 scheduled alarms

**On-Screen Operations (II)****Basic Settings****Local Music:**

Play music via an external TF card (supports up to 256GB).

**Mobile Music:**

Play music via Bluetooth connection.

**Phone:**

Supports incoming call answering and outgoing call dialing.

**Settings:**

(Language , volume , Date and time , Brightness, Button settings, About , Power Off, Reboot, Restore factory setting ).

**Connect to the APP for More Features (I)****Contacts:**

Import contacts from your mobile phone to the speaker.

**Local Weather:**

Displays today's weather.

**Calendar:**

Displays today's date.

**Photos:**

Insert a TF card, transfer pictures from your phone's gallery to the TF card via the APP, and view them in the "Photos" section.

**White Noise:**

Select from a variety of sleep-aiding white noise sounds.

**Messages:**

Display notifications from multiple social media apps on the speaker's screen.

**Connect to the APP for More Features (II)****AI Chat:**

Once connected to the APP, talk directly in the speaker's AI dialog box. Tap the screen to interrupt ongoing voice playback and switch topics at any time.

**How to Connect to the APP:**

APP name: Allfeel

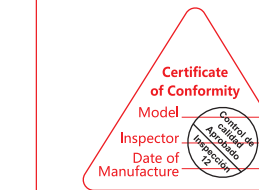
 For Android users:  
Open the App Store, search for "Allfeel", and download the APP

 For iPhone users (iOS):  
Open the App Store, search for "Allfeel", and download the APP
**Speaker Specifications**

**Brand:** ROFEE  
**Model:** A01  
**Speaker:** 4Ω 5W  
**Power Input:** 5V/1A  
**BT Version:** V5.1  
**Transmission Range:**  
 >10m (no obstructions)  
**Screen Size:**  
 2.01-inch/320×385

**Dimensions:** 74×85×103mm  
**Weight:** 260g  
**Battery Capacity:** 1200mAh /3.7V  
**Playback Time:** 4–8 hours  
**Charging Time:** Approx. 1 hour  
**Charging Port:**  
 USB Type-C  
**Compliance Standard:**  
 GB 4943.1-2022

Music playback time may vary depending on volume level,  
 audio content, and lighting settings



WeChat Work · Customer Service

## FCC Statement

This device complies with part 15 of the FCC rules. Operation is subject to the following two conditions: (1) this device may not cause harmful interference, and (2) this device must accept any interference received, including interference that may cause undesired operation.

Caution: Changes or modifications not expressly approved by the party responsible for compliance could void the user's authority to operate the equipment.

NOTE: This equipment has been tested and found to comply with the limits for a Class B digital device, pursuant to part 15 of the FCC Rules.

These limits are designed to provide reasonable protection against harmful interference in a residential installation.

This equipment generates uses and can radiate radio frequency energy and, if not installed and used in accordance with the instructions, may cause harmful interference to radio communications.

However, there is no guarantee that interference will not occur in a particular installation.

If this equipment does cause harmful interference to radio or television reception, which can be determined by turning the equipment off and on, the user is encouraged to try to correct the interference by one or more of the following measures:

- Reorient or relocate the receiving antenna.

- Increase the separation between the equipment and receiver.

- Connect the equipment into an outlet on a circuit different from that to which the receiver is connected.

- Consult the dealer or an experienced radio/TV technician for help important announcement



Mn Exposure Statement

Device has been evaluated to meet general RF exposure requirement. The device can be used in portable exposure condition without restriction.