

# Smart Wi-Fi Door Lock | Deadbolt



Tapo DL100




Password Entry | One-time Guest Code | Remote App Control

Bluetooth Access | Voice Control with PIN\* | Physical Key Backup

## // Highlights

### 6 Ways to Access

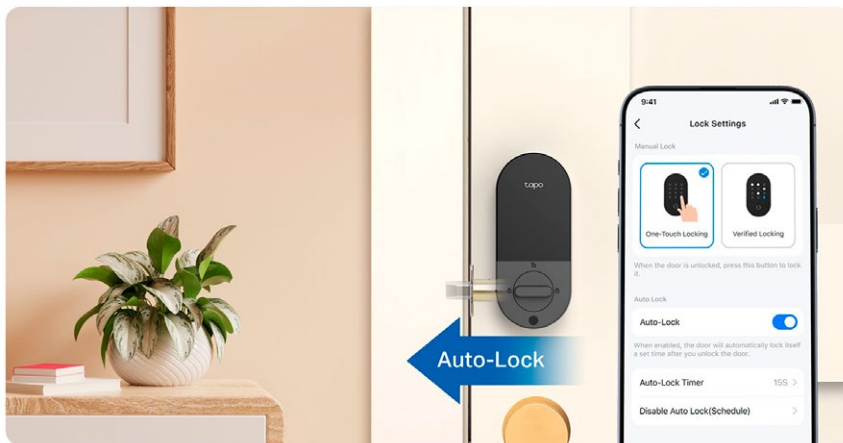
Unlocking the door has never been easier with options like keypad password, One-time guest code, Bluetooth access, Wi-Fi remote access, backup physical keys, or by using voice commands. With ANSI/BHMA Grade 3 certification, the door lock provides superior durability and highsecurity standards.



## // Highlights


### Smart Auto-Lock

Automatically engages after use with customizable time intervals (e.g., 15 seconds), ensuring seamless security and convenience.



### Convenient & Secure Access for Everyone

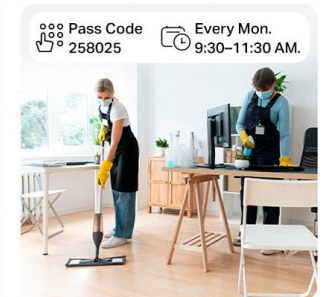
Set different types of passwords for different groups, such as family, guests, or visitors, directly in the app—no need to distribute physical keys.



Permanent Code  
for Families



One-time Code  
for Guest & Friends



Scheduled Code  
for Service/Maintenance

## // Features



### Resident & Guest Access

Create customized permanent passwords for residents or set up one-time passwords for guests for a variety of scenarios.



### Peek-Proof Passcodes

Input random digits with your passcode to securely shield it from prying eyes.



### Flexible Battery Swap

Runs on four AA/LR6 batteries for up to seven months with quick and easy replacement.<sup>†</sup>



### Remote App Control

Lock, unlock, and manage from anywhere with convenient Wi-Fi<sup>§</sup> access.



### Bluetooth Access

If a Wi-Fi connection is unavailable, control your lock using Bluetooth connectivity while in range.



### Auto-Lock with Custom Timer

Automatically locks the door after use with customizable timing for added peace of mind.



### Smart Home Integration

Connects seamlessly with popular smart home ecosystems like Alexa, Google Home, and Samsung SmartThings for one-app management.



### Easy DIY Installation

Enjoy a hassle-free setup with a straightforward process and all necessary tools included—ready to use in no time.



### Prevents Break-Ins

Automatically locks after multiple failed attempts and sends real-time alerts for suspicious activity.

<sup>†</sup>Battery life is based on TP-Link laboratory tests, assuming 20 unlocks per day. Estimated durations are up to 7 months in Wi-Fi mode and up to 10 months in Bluetooth mode. Actual battery life may vary due to device settings, router specifications, usage, and environmental factors.

<sup>‡</sup>The app UI is for reference only and is subject to optimization and improvement.

<sup>§</sup>The lock should connect to the internet.

For more information, please visit <https://www.tapo.com/>

All brands and product names are trademarks or registered trademarks of their respective holders. Specifications are subject to change without notice.

©2025 TP-Link

## // Specifications

Lock	Maximum PIN Code	200
	One-Time Code	YES
	Scramble PIN Code	YES
	Emergency Unlock	YES
	Mechanical Key	YES
	Automatic Locking	YES
	BHMA Certification	BHMA Grade 3
Weatherproofing	Exterior Assembly	IP54
	Interior Assembly	Not weatherproofing

<b>Interface &amp; Button</b>	Exterior Assembly	<ul style="list-style-type: none"> <li>1× Keypad</li> <li>1× Doorbell Ring Button</li> <li>1× Lock Cylinder</li> <li>1× Locking/Unlocking Button &amp; LED</li> <li>1× Type C plug in (Emergency Power Supply)</li> </ul>
	Interior Assembly	<ul style="list-style-type: none"> <li>1× Wi-Fi On/Off Button</li> <li>1× Battery Compartment</li> <li>1× Thumb Latch</li> <li>1× Reset Button</li> </ul>
<b>Audio</b>	Audio Input & Output	Built -in Audio Buzzer (Exterior Assembly)
<b>Network</b>	Network Connectivity	Connect via Wi-Fi and BLE 5.0
	Wireless Connectivity	IEEE 802.11b/g/n, 2.4 GHz Wi-Fi
	Transmission Rate	Typical 15Mbps
	Protocol	TCP/IP, ICMP, DNS, HTTPS, TCP, UDP, DHCP, ARP
<b>Security</b>	Security	<ul style="list-style-type: none"> <li>128-bit AES Encryption with SSL/TLS</li> <li>WPA/WPA2-PSK/WPA3</li> </ul>

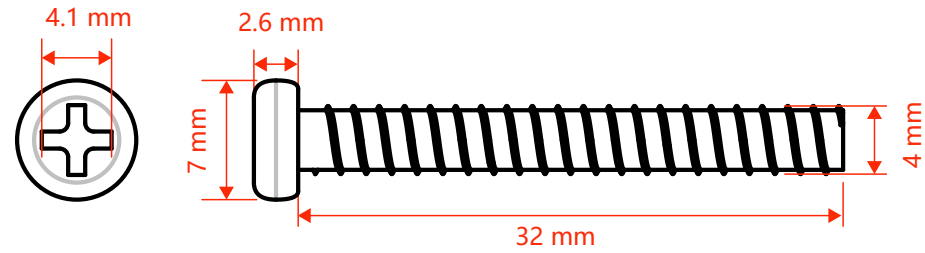
<b>Power</b>	Power Source	AA/LR6 Battery ×4
	DC Power Connector Size	Type C
	Typical Power Consumption	1 mW (WiFi Mode Standby)
	Maximum Power Consumption	412 mW
<b>General</b>	Certifications	FCC, RoHS, BHMA, CEC, NRCan, DOE, MSDS, UN38.3, IP54
	Smart Integration	Google Assistant, Amazon Alexa, Smartthings, IFTTT
	Weather Resistance	IP54 (Exterior Assembly)
	Operating Temperature	Exterior Assembly: -30°C ~70°C (-22 °F ~158 °F )
	Storage Temperature	-40°C ~70°C (-40 °F ~158 °F )
	Operating Humidity	10%~90% RH, Non-condensing
	Storage Humidity	0~90% RH, Non-condensing

	<p>Dimensions</p>	<p>Exterior Assembly: 149.35*67.4*55.96 mm (5.88*2.65*2.20 in.)                  Interior Assembly: 166.9*72.4*51.35 mm (6.57*2.85*2.02 in.)</p>
	<p>Package Contents</p>	<p>Smart Wi-Fi Door Lock                  Installation Mounting Plate                  Latch Bolt                  Strike Plate                  Dust Box                  AA/LR6 Battery ×4                  Silicone Cover                  Keys                  Screws                  Measuring Template                  Installation Guide Stickers                  Quick Start Guide</p>

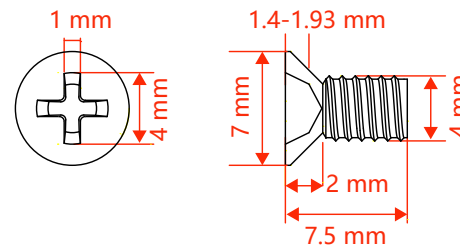
General

Screw Size

Mounting plate screw size:



Exterior assembly screw size:



Bolt & strike plate screw size:

