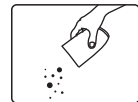




1. Press the switch to gently detach the dust cup from the V-SHARK Vacuum Cleaner.




2. Pull out the HEPA Filter as shown in the image.



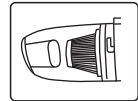
3. Empty the dust container in a dust bin.



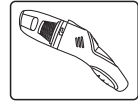
4. Wash the HEPA Filter and the dust container.



5. Allow the HEPA filter and the dust container to dry out.



6. Once the HEPA filter & dust container is dried, gently place it back in the vacuum cleaner as it was.



7. Fix in the dust container back on the vacuum cleaner.

SPECIAL INSTRUCTIONS

- Please store the product in a cool and dry space
- Don't attempt to remove blockages with sharp objects as this may cause damage to the machine.
- Keep all openings clear and free from debris as this may affect the airflow/suction.
- Do not cover the inlet or outlet when operating the product.
- Please do not use while charging
- Do not expose this product to rain and moisture.
- Do not hit or throw the product, this may cause some internal or external damage
- Do not dis-assemble the product or modify the product.
- Do not expose to extreme heat or fire.
- Don't use the machine to pick up hot items, cigarette butts, live matches or smoking hot burning items or use in an area where there may be harmful fluids (chlorine, bleach and ammonia drain cleaner).
- Don't handle the charger, battery or use the machine with wet hands.
- Don't unplug the charger by pulling on the power cord.
- Don't use the charger if the power cord or plug is damaged.

Scan QR Code

Check out the product video to know more about XECH V-SHARK. Scan the alongside QR code from your smartphone camera.



Scan the alongside QR code to register for warranty. If you face any issues in registering the warranty, please get in touch with our customer support team by writing to us at support@xech.com and we will gladly assist you.



This product should not be put / thrown away with regular trash at the end of its useful life. It must be disposed at a central point for recycling of electric and electronic domestic appliances. This symbol on the appliance, instruction manual and packaging is meant to warn you. The materials used in this appliance can be recycled.



WARRANTY

XECH warrants that the product will be free from any manufacturing defects & takes responsibility in case the device fails to function for a period of one year from the date of the original invoice. The warranty period validity is also subject to the following conditions:

- The customer has to register the warranty for the product on <https://xech.com/pages/warranty> within 15 days from the date of purchase.
- The product is not given to some external repair personnel.
- It is only valid in the Indian Subcontinent.
- If the device is not immersed in water. It also does not cover natural wear & tear or rough usage.
- If the instruction manual is not followed & the device is not used in an improper manner.
- If the device is not used for its stated functionality.
- If the device is not used by children below 3 years or someone incapable or using the device.
- The customer can claim warranty by visiting our website www.xech.com or contacting our customer support team by writing to us at support@xech.com.

WARRANTY

Purchasing Date:

Invoice No:

Dealer Information:

XECH®

V-SHARK

Cordless Rechargeable Handheld Vacuum Cleaner



User Manual

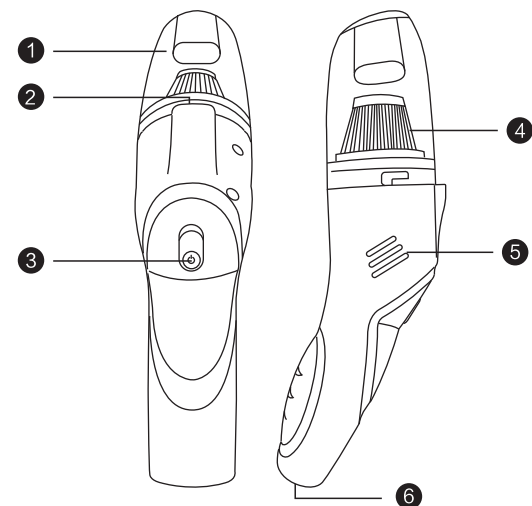
DESCRIPTION

Introducing V-SHARK - Cordless rechargeable handheld vacuum cleaner that's thoughtfully based on humanized design to offer unmatched ergonomics to make cleaning effortless. At the heart of V-SHARK is a powerful 6000Pa suction 80W motor that cleans up everyday mess from pet hair to bread crumbs with ease. V-SHARK comes with 2 separate attachments that allows convenient cleaning across surfaces. Equipped with high quality & easy to wash HEPA Filter V-SHARK allows hygienic cleaning & its 200ml large capacity dust container makes it ideal for home, office or car use.

SPECIFICATIONS

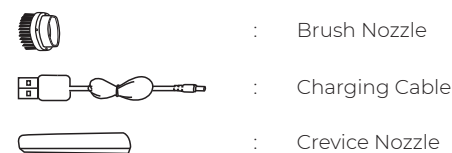
Power: DC 8.4V
Watts: 80W
Suction: 6000 PA
Container Capacity: 200 ml
DC Motor: 385
Battery Capacity: 4000mAh
Working Time: 30 Mins
Dimensions: 25cm x 12cm x 6cm
Net Weight: 282.8 Grams
Gross Weight: 430 Grams

PRODUCT GUIDE



- | | |
|--------------------------|--------------------------|
| 1. Dust Cup | 4. HEPA Filter |
| 2. Dust Search LED Light | 5. Heat Dissipation Vent |
| 3. Power On/ Off Switch | 6. Charging Port |

ATTACHMENTS



Brush Nozzle

Enclosed in a skirt of soft bristles, this tool is ideal for vacuum assisted dusting of delicate objects & surfaces.

Crevice Nozzle

Crevice tool helps remove dust & hair by reaching into narrow gaps, like between furniture or sofa creases. This tool also allows you to dust off those hard to reach areas like behind the table or the ceiling or the farthest point of your car trunk.

ACCESSORIES

- Crevice Nozzle x 1
- Brush Nozzle x 1
- Charging Cable x 1
- User Manual x 1

FEATURES



APPLICATIONS

- Car Seat
- Car Dashboard
- Car Mat
- Air Vent
- Laptop & Keyboards
- Furniture
- Kitchen Platform
- Dining Table
- Working Desk
- Bed
- Sofa
- Window Track
- Window Net & Grill
- Carpet
- Exhaust Fan
- Ceiling Fan
- Television
- Music System
- Electronics
- Soft Toys

CLEANING GUIDE

CAUTION: Don't over fill the dirt container to avoid blocking the air flow through the machine. Please ensure that the device is not plugged in to a charging port.

For best cleaning results, empty the dirt container after every use. Filters should be tapped over a bin after 4-6 uses to remove dirt and debris and replaced every 6-9 months.