

# **VEVOR<sup>®</sup>**

## **TOUGH TOOLS, HALF PRICE**

Technical Support and E-Warranty Certificate [www.vevor.com/support](http://www.vevor.com/support)

## **VIBRATING ROLLER**

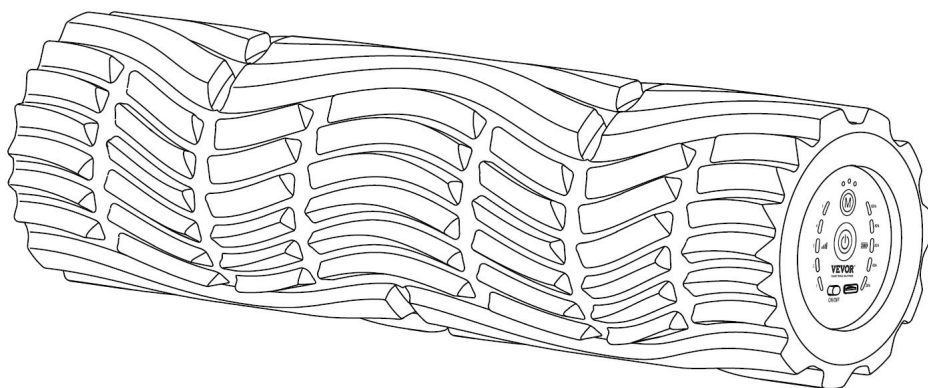
We continue to be committed to provide you tools with competitive price.

"Save Half", "Half Price" or any other similar expressions used by us only represents an estimate of savings you might benefit from buying certain tools with us compared to the major top brands and does not necessarily mean to cover all categories of tools offered by us. You are kindly reminded to verify carefully when you are placing an order with us if you are actually saving half in comparison with the top major brands.

# VEVOR®

TOUGH TOOLS, HALF PRICE

**MODEL:** HY-5007



## **NEED HELP? CONTACT US!**

Have product questions? Need technical support? Please feel free to contact us:  
Technical Support and E-Warranty Certificate [www.vevor.com/support](http://www.vevor.com/support)

This is the original instruction, please read all manual instructions carefully before operating. VEVOR reserves a clear interpretation of our user manual. The appearance of the product shall be subject to the product you received. Please forgive us that we won't inform you again if there are any technology or software updates on our product.

## PARAMETER

Model	Product Size	Attachment	Recommended Charger
HY-5007	Φ 120*400mm	1* USB Cable	5V, 2A (Not included)



**Warning-**To reduce the risk of injury, user must read instructions manual carefully.



**FCC Information:**

**CAUTION:** Changes or modifications not expressly approved by the party responsible for compliance could void the user's authority to operate the equipment!



This device complies with Part 15 of the FCC Rules. Operation is subject to the following two conditions:

- 1) This product may cause harmful interference.
- 2) This product must accept any interference received, including interference that may cause undesired operation.

**WARNING:** Changes or modifications to this product not expressly approved by the party responsible for compliance could void the user's authority to operate the product.

**Note:** This product has been tested and found to comply with the limits for a Class B digital device pursuant to Part 15 of the FCC Rules, These limits are designed to provide reasonable protection against harmful interference in a residential installation.

This product generates, uses and can radiate radio frequency energy, and if not installed and used in accordance with the instructions, may cause harmful interference to radio communications. However, there is no guarantee that interference will not occur in a particular installation. If this product does cause harmful interference to radio or television reception, which can be determined by turning the product off and on, the user is encouraged

	<p>to try to correct the interference by one or more of the following measures.</p> <ul style="list-style-type: none"> <li>· Reorient or relocate the receiving antenna.</li> <li>· Increase the distance between the product and receiver.</li> <li>· Connect the product to an outlet on a circuit different from that to which the receiver is connected.</li> <li>· Consult the dealer or an experienced radio/TV technician for assistance.</li> </ul>
	<p><b>CORRECT DISPOSAL</b></p> <p>This product is subject to the provision of European Directive 2012/19/EU. The symbol showing a wheeled bin crossed through indicates that the product requires separate refuse collection in the European Union. This applies to the product and all accessories marked with this symbol. Products marked as such may not be discarded with normal domestic waste, but must be taken to a collection point for recycling electrical and electronic devices.</p>
	<p><b>BATTERY DISPOSAL</b></p> <p>To minimize hazards to health and the environment at the end of this product's life, laws dealing with Waste Electrical and Electronic Equipment (WEEE) and The Waste Battery Directive require you to dispose of this product at a suitable collection facility where it will be sent in order to remove the batteries and for appropriate recycling. Please contact your local authorities for more details on recycling and safe disposal of these in your area.</p>

## GENERAL SAFETY INSTRUCTIONS

The important precautions described within this section must be followed carefully to prevent any injuries and/or property damage.

1. The appliance is not intended to be used by children and people with physical or mental disabilities without supervision.
2. Make sure to connect the appliance to a power outlet that has the same corresponding power as described in the specifications.
3. Do not place the appliance near heat sources, open flames, wet areas, near

- sharp or flammable objects, and under direct sunlight.
4. Place the appliance on a flat surface in a well-ventilated area.
  5. Do not immerse the appliance and its USB cable in water or any other liquid.
  6. This appliance is not recommended to be used by people with skin disorders, open wounds, swollen or inflamed body areas, people who suffer heart disease, and people that are using electronic medical devices such as pacemakers and hearing aids.
  7. People with body traumas or fractures, women in their menstrual period, and pregnant women are recommended to consult a doctor before using the appliance.
  8. Do not use the appliance for more than its recommended 30 minutes for one time to prevent overuse.
  9. Always turn off the appliance after use.
  10. Do not use the appliance at the same time with other medical equipment.
  11. Only use this appliance for its intended use described in this manual.
  12. This appliance is for household use only, do not use it outdoors.

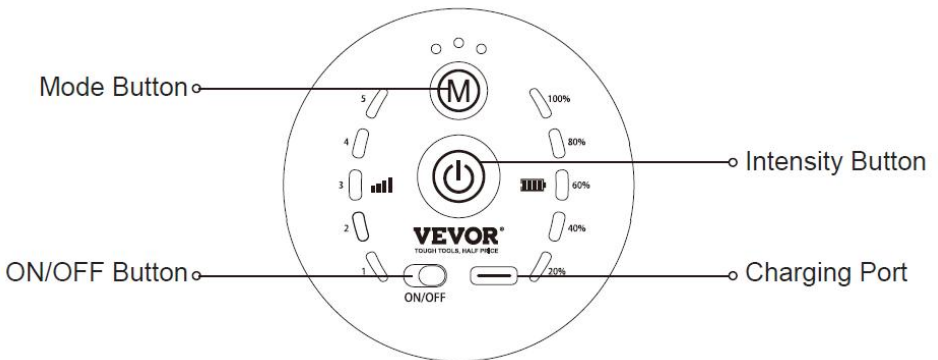
## **CLEANING AND MAINTENANCE**

1. Make sure to turn off and unplug the appliance before cleaning.
2. To clean the appliance, wipe it by using a soft cloth.
3. Do not use abrasive cleaners to clean the appliance.
4. Do not immerse the appliance in water or any other liquid.
5. Store the appliance in a safe, dry place when not in use. It is recommended to store the appliance inside its packaging box to avoid damage.

## SPECIFICATION


Power:	10W
Voltage:	DC5V,2A
Battery Capacity:	2200mAh
Plug Type:	USB type-C


## HOW TO USE





### NOTE:

1. The appliance has built-in battery. Please fully charge it before use.
2. Please also charge it within 1 week after the battery runs out, or the battery will be useless.
3. After fully charged, the indicator lights of the battery capacity will be on. Please remove the USB cable from the appliance after charge.
4. Before charging the appliance, please turn off the appliance if it is on.
5. During charging, the appliance can not work.

Push  to ON to enter into the standby status. The corresponding indicator light of battery capacity will be on.

Then press  button to turn on the appliance. The timer is 15 minutes. The default status is vibration level 1 and mode 1, and the related indicator lights will be on. Press the button once, the intensity level will be changed once, and the sequence of change is level 1 → level 2 → level 3 → level4 → level 1, and the corresponding indicator light(s) of vibration level will be on. When the appliance is working, long press this button to turn it off, and the indicator lights of vibration level and mode will be off. After the appliance is working for 15 minutes, the appliance will be off automatically.

After use, push  to OFF to protect the battery.

When the appliance is working, press  to change the mode status. The sequence of change is Mode 1 → Mode 2 → Mode 3 → Mode 1. The related indicator light will be on.

XIAMEN HIGH TOP ELECTRONIC TECHNOLOGY CO.,LTD.

Address: F2-5, No.118 Siming Garden, Tong'an Industrial Park, Xiamen City.FUJIAN, 361000, CHINA

Imported to AUS: SIHAO PTY LTD, 1 ROKEVA STREETEASTWOOD NSW 2122 Australia

Imported to USA: Sanven Technology Ltd., Suite 250, 9166 Anaheim Place, Rancho Cucamonga, CA 91730



E-CrossStu GmbH  
Mainzer Landstr.69, 60329 Frankfurt am Main.



YH CONSULTING LIMITED.  
C/O YH Consulting Limited Office 147, Centurion House,  
London Road, Staines-upon-Thames, Surrey, TW18 4AX

**VEVOR<sup>®</sup>**

**TOUGH TOOLS, HALF PRICE**

**Technical Support and E-Warranty Certificate**

**[www.vevor.com/support](http://www.vevor.com/support)**