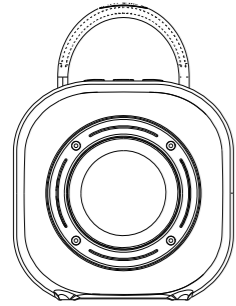


# MU-A06说明书 65\*85mm

MUCW

## MU-A06 Instructions & Warranty



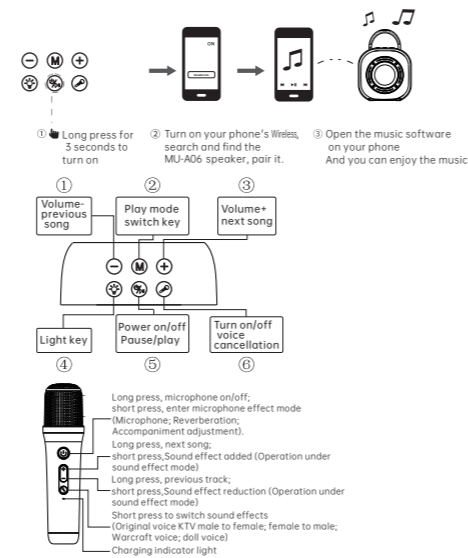
### Packing list

- 1 Light Cool Soundbox Desktop Speakers\*1
- 2 Instruction Manual \*1
- 3 AUX audio cable\*1
- 4 Power cord\*1

### Basic parameter

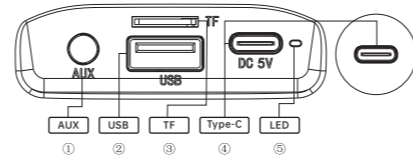
Product name	MUCW wireless karaoke speaker
Model	MU-A06
Wireless version	V5.4
Effective distance	≥10m
Input voltage	DC 5V=1A
System power	5W
Loudspeaker	5W*1
Scope of frequency response	100Hz-20KHz
Input sensitivity	700mv±50
SNR	≥85dB
Battery Capacity	1500mAh
Function	Wireless、AUX、TF、USB flash drive、RGB
Overall dimensions	≈101*82*143(L*W*H)mm
Weight	≈270g

### Installation and Setup



### Operation Instruction

- Short press, volume down; long press, previous track
- Short press, switch playback mode; Long press, clear Wireless
- Short press, volume up; long press, next track
- Short press, switch light effect; long press, turn on/off light effect
- Long press, power on/off; short press, pause/play music.
- Short press, on/off voice (Original/accompaniment)



### Safety Precautions

- Do not dismantle or refit the system arbitrarily; otherwise, the system may be faulty or burnt.
- Prevent the system from contacting liquid; otherwise, the system may be damaged seriously.
- Do not place the system in an environment with too low or too high temperature (below 0°C or above 45°C).
- Do not use the system under thunderstorm weather conditions, which may lead to abnormality of the system, signal interruption, etc.

### Warning

Children shall use the system under adult's supervision.  
Do not place the system in an environment with corrosive objects and strong magnetic field.  
Do not impact, throw, puncture, drop, squeeze or bend the system.

### Common problems and solutions

Malfunction	Solution
Unsuccessful pairing	Turn off the speaker and turn it on again or turn off Wireless on the phone and turn it on.
Staccato	Whether the connection distance is out of range or there is an obstacle between the speaker and the phone
Play silently	Check if the speaker is the smallest
Can not boot	Whether the built-in battery of the speaker is charged
Power light is not on	Check whether the charging port is plugged in
Low or distorted sound	The charger current is insufficient. Replace with another charger.
Low volume	Adjust the sound source device to a suitable level.

### FCC Statement

This device complies with part 15 of the FCC Rules. Operation is subject to the following two conditions: (1) This device may not cause harmful interference, and (2) this device must accept any interference received, including interference that may cause undesired operation.

Any changes or modifications not expressly approved by the party responsible for compliance could void the user's authority to operate the equipment.  
NOTE: This equipment has been tested and found to comply with the limits for a Class B digital device, pursuant to Part 15 of the FCC Rules. These limits are designed to provide reasonable protection against harmful interference in a residential installation. This equipment generates, uses and can radiate radio frequency energy and, if not installed and used in accordance with the instructions, may cause harmful interference to radio communications. However, there is no guarantee that interference will not occur in a particular installation.

If this equipment does cause harmful interference to radio or television reception, which can be determined by turning the equipment off and on, the user is encouraged to try to correct the interference by one or more of the following measures:

- Reorient or relocate the receiving antenna.
  - Increase the separation between the equipment and receiver.
  - Connect the equipment into an outlet on a circuit different from that to which the receiver is connected.
  - Consult the dealer or an experienced radio/TV technician for help.
- The device has been evaluated to meet general RF exposure requirement. The device can be used in portable exposure condition without restriction. This equipment complies with FCC's RF radiation exposure limits set forth for an uncontrolled environment. This device and its antenna(s) must not be co-located or conjunction with any other antenna or transmitter. The device can be used in portable exposure conditions without restriction.

### Return Warranty Policy

30-Day Money-Back Guarantee  
We stand behind the quality of our products. If for any reason you are not completely satisfied, you may return your purchase within 30 days for a full refund — no questions asked.

3-Month Limited Warranty  
Your purchase is covered by a 3-month warranty. During this period, if the product has any defects in material or workmanship, we will provide a free replacement or repair.

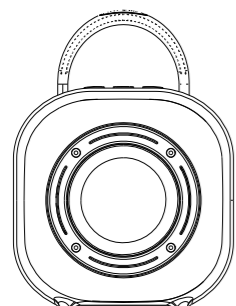
Customer Support  
Our customer service team is here to help with returns, replacements, or any questions you may have.  
Email: mucw.official@gmail.com

Manufacturer: Shenzhen Weishidai Technology Co., Ltd.  
Manufacturer Address: Room 1606, Building 1, Qianhai Kexing Science Park, Laodong Community, Xixiang Street, Bao'an District, Shenzhen City  
Company Email: mucw.official@gmail.com

Made in China

MUCW

## MU-A06 使用说明和保修条款



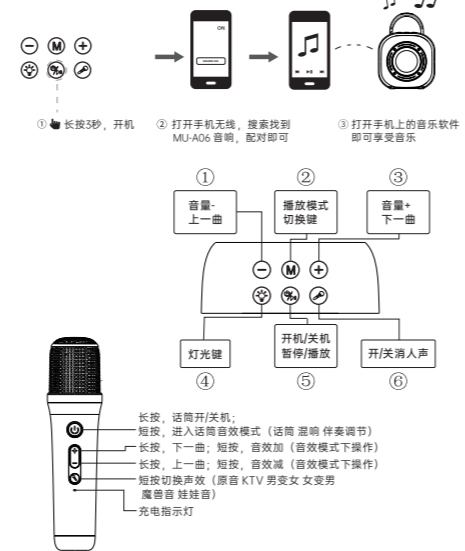
### 包装清单

- 1 无线K歌音响\*1
- 2 说明书及保修卡 \*1
- 3 AUX音频线\*1
- 4 电源线\*1

### 基本参数

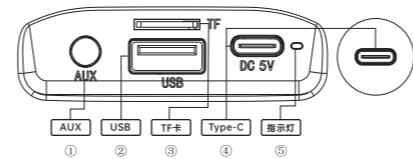
产品名称	MUCW无线K歌音箱
产品型号	MU-A06
无线版本	V 5.4
有效距离	≥10米
输入电压	DC 5V=1A
音箱功率	5W
扬声器单元	5W*1
频响范围	100Hz-20KHz
输入灵敏度	700mv±50
信噪比	≥85dB
电池容量	1500mAh
功能	无线、AUX、TF、U盘、RGB灯效
产品尺寸	约101 (长)*82(宽)*143(高)mm
产品重量	约270g

### 按键和说明



### 操作说明

- 短按, 音量减; 长按, 上一曲
- 短按, 切换播放模式; 长按, 清除无线
- 短按, 音量加; 长按, 下一曲
- 短按, 切换灯光效果; 长按, 开关灯效
- 长按, 开/关机; 短按, 暂停/播放音乐
- 短按, 开/关消人声 (原唱/伴奏)



### 安全预防措施

- 请勿以任何理由拆卸或改装设备, 否则可能导致音箱发生故障或烧毁;
- 请勿让设备接触液体弄湿, 否则会导致设备严重损坏;
- 请勿将设备置于温度过低或过高(以下或者45°以上)的环境中;
- 请勿在雷暴天气下使用设备, 雷暴可能会导致设备工作不正常, 信号中断等现象

### 危险警告:

儿童使用本产品时, 必须有成人从旁边监督。  
请勿将本产品放置于有腐蚀性物品、强磁场的环境。  
请勿撞击、扔掷、刺产品, 避免跌落、挤压、弯折产品。

### 常见问题及解决方法

故障	解决办法
配对失败	关闭扬声器并再次打开, 或关闭手机上的无线并打开
卡顿静音	连接距离是否超出范围, 或者扬声器和手机之间是否有障碍物
静音	检查扬声器是否最小
无法启动	扬声器内置电池是否充电
电源灯不亮	检查充电口是否插好
声音低或失真	充电器电流不足, 更换另一个充电器。
音量低	将声源设备调整到合适的音量。

### FCC声明

该设备符合FCC规则第15部分。操作受以下两个条件的约束:

- 此设备可能不会造成有害干扰,
  - 此设备必须接受任何接收到的干扰, 包括可能导致意外操作的干扰。
- 未经负责合规的一方明确批准的任何更改或修改都可能使用户操作设备的

权限无效。注: 根据FCC规则第15部分, 该设备经过测试, 符合B类数字设备的限制。这些限制旨在为住宅安装提供合理的保护, 防止有害干扰。该设备产生、使用并可以辐射射频能量, 如果不按照说明安装和使用, 可能会对无线电通信造成有害干扰。但是, 不能保证在特定安装中不会发生干扰。

如果该设备确实对无线电或电视接收造成有害干扰, 鼓励用户尝试通过以下一种或多种措施来纠正干扰:

- 重新定向或重新定位接收天线。
  - 增加设备和接收器之间的间距。
  - 将设备连接到与接收器连接的电路不同的插座上。
  - 请咨询经销商或经验丰富的无线电/电视技术人员以获取帮助。
- 该设备已被评估为符合一般射频暴露要求。  
该设备可以在便携式暴露条件下使用, 不受限制  
本设备符合FCC针对未控环境设定的射频辐射暴露限值。  
本设备及其天线不得与其他天线或发射器共同放置或配合使用。  
该设备可在便携式曝光条件下无限制地使用。

### 退货保修政策

7天退款保证  
我们保证产品的质量。如果出于任何原因您不完全满意, 您可以在7天内退还您的购买, 并获得全额退款-无需提问。  
12个月有限保修

您的购买享有12个月保修。在此期间, 如果产品在材料或工艺上有任何缺陷, 我们将提供免费更换或维修。

客服支持  
我们的客服团队随时为您提供退货、换货或任何问题的帮助。  
电子邮件: mucw.official@gmail.com

制造商: 深圳市威时代科技有限公司  
制造商地址: 深圳市宝安区西乡街道劳动社区前海科兴科技园1号楼1606室  
公司邮箱: mucw.official@gmail.com

中国制造

