

# **VEVOR<sup>®</sup>**

## **TOUGH TOOLS, HALF PRICE**

Technical Support and E-Warranty Certificate [www.vevor.com/support](http://www.vevor.com/support)

## **TIRE RACK**

**MODEL:TC0510NW, TC0510**

We continue to be committed to provide you tools with competitive price. "Save Half", "Half Price" or any other similar expressions used by us only represents an estimate of savings you might benefit from buying certain tools with us compared to the major top brands and does not necessarily mean to cover all categories of tools offered by us. You are kindly reminded to verify carefully when you are placing an order with us if you are actually Saving Half in comparison with the top major brands.

# VEVOR<sup>®</sup>

TOUGH TOOLS, HALF PRICE

## TIRE RACK

MODEL: TC0510NW, TC0510



<Picture Only For Reference >

**NEED HELP? CONTACT US!**

Have product questions? Need technical support? Please feel free to contact us:

**Technical Support and E-Warranty Certificate**  
**[www.vevor.com/support](http://www.vevor.com/support)**

This is the original instruction, please read all manual instructions carefully before operating. VEVOR reserves a clear interpretation of our user manual. The appearance of the product shall be subject to the product you received. Please forgive us that we won't inform you again if there are any technology or software updates on our product.

## IMPORTANT SAFEGUARDS



**WARNING:** Read and understand this entire manual before operating or servicing this product. Failure to follow these warnings and instructions can cause personal injury or damage to valuable property.

- Avoid children using the product. And this product is not a toy. Do not allow children to play.

## SETUP PRECAUTIONS

1. Assemble only according to these instructions. Improper assembly can create hazards.
2. Keep the assembly area clean and well-lit.
3. Capabilities apply to properly and completely assembled product only.
4. Keep bystanders out of the area during assembly.
5. Do not assemble when tired or when under the influence of alcohol, drugs or medication.
6. Keep away from sharp points, blades and other items.
7. For additional information regarding the parts listed in the following pages, please refer to the Assembly Diagram of this manual. Unwrap and separate all parts in a clean work area. Please keep small spare parts out of children's reach.

## SAVE THESE INSTRUCTIONS

## SAFETY AND PRECAUTIONS













### **WARNING:**

- Only used to place tires.
- This product is intended for indoor installation use only.

# SPECIFICATION

Model	<b>TC0510NW</b>	<b>TC0510</b>
Size	L*W*H: 460*460*1090mm	L*W*H: 460*460*1160mm
Caster wheel	Not included	Included
Number of wheels placed	4	4

## Part List

No.	Name	Picture	QTY	
			TC0510NW	TC0510
1	Base		1	1
2	Post A		1	1
3	Post B		1	1
4	Supporting foot		4	4
5	Pin		4	4
6	Support ring		4	4
7	screws		4	4
8	Nut		/	4
9	Caster wheel		/	4
10	Tyre marking		/	8
11	Manual	/	1	1

# Tire Rack ASSEMBLE

**STEP1.** Insert the support feet into the base,Then tighten with screws(No.7)



**STEP2.** Insert Post B and A.



**STEP3.** Insert the pin and then insert the Support ring.



**STEP4.** Put in the bottom tire with the hub center supported on the support ring.



Depending on the number of tires you need to place, repeat steps 3,4 to place up to 4 tires.



### **Caster wheel installation(only for model TC0510)**

Insert the caster screw into the Supporting foot mounting hole and screw in nut (8) to secure.



**Manufacturer:** Shanghai muxinmuyeyouxiangongsi

**Address:** Shuangchenglu 803nong11hao1602A-1609shi, baoshanqu, shanghai 200000 CN.

**Imported to AUS:** SIHAO PTY LTD. 1 ROKEVA STREET EASTWOOD NSW 2122 Australia

**Imported to USA:** Sanven Technology Ltd. Suite 250, 9166 Anaheim Place, Rancho Cucamonga, CA 91730



YH CONSULTING LIMITED.  
C/O YH Consulting Limited Office 147,  
Centurion House, London Road,  
Staines-upon-Thames, Surrey, TW18 4AX



E-CrossStu GmbH  
Mainzer Landstr.69,  
60329 Frankfurt am Main.

**VEVOR<sup>®</sup>**

**TOUGH TOOLS, HALF PRICE**

**Technical Support and E-Warranty Certificate**

**[www.vevor.com/support](http://www.vevor.com/support)**