

# **VEVOR<sup>®</sup>**

**TOUGH TOOLS, HALF PRICE**

Technical Support and E-Warranty Certificate [www.vevor.com/support](http://www.vevor.com/support)

## **GLIDERS & OTTOMANS**

### **USER MANUAL**

**MODEL NO.: SX-40032**

We continue to be committed to provide you tools with competitive price.

"Save Half", "Half Price" or any other similar expressions used by us only represents an estimate of savings you might benefit from buying certain tools with us compared to the major top brands and does not necessarily mean to cover all categories of tools offered by us. You are kindly reminded to verify carefully when you are placing an order with us if you are actually saving half in comparison with the top major brands.

# VEVOR<sup>®</sup>

TOUGH TOOLS, HALF PRICE

## Gliders & Ottomans

MODEL NO.: SX-40032



### NEED HELP? CONTACT US!

Have product questions? Need technical support? Please feel free to contact us:

**Technical Support and E-Warranty Certificate**  
**[www.vevor.com/support](http://www.vevor.com/support)**

This is the original instruction, please read all manual instructions carefully before operating. VEVOR reserves a clear interpretation of our user manual. The appearance of the product shall be subject to the product you received. Please forgive us that we won't inform you again if there are any technology or software updates on our product.

 **WARNING:**

**Please read this manual carefully before using the product. Failure to do so may result in serious injury.**

## **ASSEMBLY PRECAUTIONS**

1. Assemble only according to these instructions. Improper assembly can create hazards.
2. Wear ANSI-approved safety goggles and heavy-duty work gloves during assembly.
3. Keep the assembly area clean and well-lit.
4. Keep bystanders out of the area during assembly.
5. Do not assemble when tired or when under the influence of alcohol, drugs or medication.
6. The product capabilities apply to properly and completely assembled products only.
7. Assemble on a flat, level, hard and smooth surface capable of safely supporting the Gliders & Ottomans.
8. For additional information regarding the parts listed in the following pages, please refer to the Assembly Diagram of this manual. Unwrap and separate all parts in a clean work area.

**SAVE THESE INSTRUCTIONS**

# USE PRECAUTIONS

## TO PREVENT SERIOUS INJURY AND DEATH FROM TIPPING:














1. This product is not a toy Do not allow children to play with or near this item.
2. Do not exceed weight capacities, Empty Gliders & Ottomans before moving.
3. Use only on a flat, level, hard and smooth surface capable of safely supporting a fully loaded Gliders & Ottomans.
4. Use as intended only.  
Inspect before every use; do not use if parts are loose or damaged.

## TECHNICAL SPECIFICATIONS

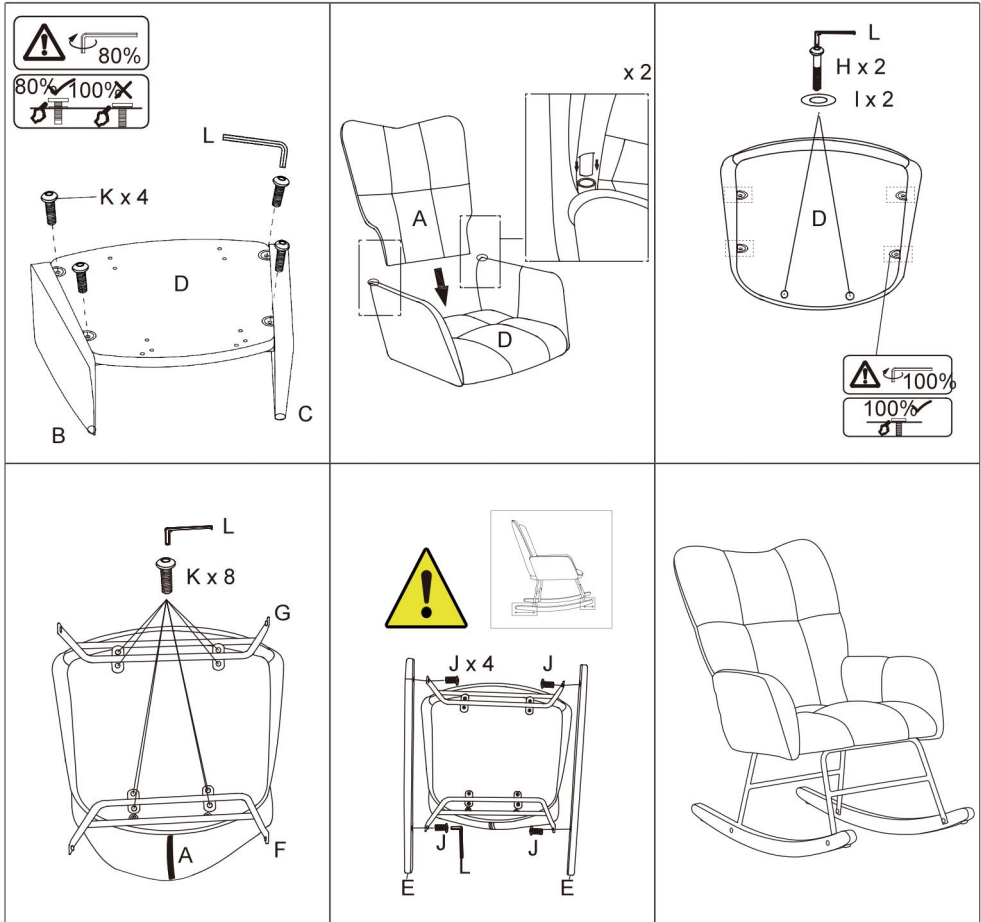
Model	SX-40032
Color	White
Product Dimensions(LxWxH)	950*715*970 mm
Packing Size(LxWxH)	730*320*660mm
Net Weight (kg)	About 10.7kg
Gross Weight (kg)	About 13.2kg

\*Products such as specifications, appearance, and design are subject to modification without prior notice.

## PACKAGE CONTENTS

A x 1 	B x 1 	C x 1 	D x 1 	E x 2 	F x 1 	G x 1 	H x 2  M6 x 70
I x 2  M6 x 16	J x 4  M6 x 30	K x 12  M6 x 20	L x 1  M6	 $\frac{\text{mm}}{\text{inch}}$ x 1			

## ASSEMBLY STEPS



**Manufacturer:** Shanghaimuxinmuyeyouxiangongsi

**Address:** Baoshanqu Shuangchenglu 803long 11hao 1602A-1609shi  
Shanghai

**Imported to AUS:** SIHAO PTY LTD. 1 ROKEVA STREETEASTWOOD  
NSW 2122 Australia

**Imported to USA:** Sanven Technology Ltd.

Suite 250,9166 Anaheim Place, Rancho Cucamonga, CA 91730



SHUNSHUN GmbH

Römeräcker 9 Z2021,76351

Linkenheim-Hochstetten,Germany

euvertreter@gmail.com

+49 1727041930



Pooledas Group Ltd

Unit 5 Albert Edward House, The

Pavilions Preston, United Kingdom

pooledas123@gmail.com

Tel: 01772418127

**Made In China**

**VEVOR<sup>®</sup>**

**TOUGH TOOLS, HALF PRICE**

**Technical Support and E-Warranty Certificate**

**[www.vevor.com/support](http://www.vevor.com/support)**

# **VEVOR<sup>®</sup>**

**TOUGH TOOLS, HALF PRICE**

Technique Assistance et certificat de garantie électronique

[www.vevor.com/support](http://www.vevor.com/support)

## **PLANEURS ET POUFS**

### **MANUEL DE L'UTILISATEUR**

**N° DE MODÈLE : SX-40032**

We continue to be committed to provide you tools with competitive price.

"Save Half", "Half Price" or any other similar expressions used by us only represents an estimate of savings you might benefit from buying certain tools with us compared to the major top brands and does not necessarily mean to cover all categories of tools offered by us. You are kindly reminded to verify carefully when you are placing an order with us if you are actually saving half in comparison with the top major brands.

# VEVOR<sup>®</sup>

TOUGH TOOLS, HALF PRICE

## Gliders & Ottomans

N° DE MODÈLE : SX-40032



### NEED HELP? CONTACT US!

Have product questions? Need technical support? Please feel free to contact us:

**Technical Support and E-Warranty Certificate**  
**[www.vevor.com/support](http://www.vevor.com/support)**

This is the original instruction, please read all manual instructions carefully before operating. VEVOR reserves a clear interpretation of our user manual. The appearance of the product shall be subject to the product you received. Please forgive us that we won't inform you again if there are any technology or software updates on our product.

 **AVERTISSEMENT:**

**Veillez lire attentivement ce manuel avant d'utiliser le produit. Ne pas le faire pourrait entraîner des blessures graves.**

## **PRÉCAUTIONS DE MONTAGE**

1. Assemblez uniquement selon ces instructions. Un assemblage incorrect peut créer des dangers.
2. Portez des lunettes de sécurité approuvées par l'ANSI et des gants de travail robustes pendant l'assemblage.
3. Gardez la zone de rassemblement propre et bien éclairée.
4. Gardez les spectateurs hors de la zone pendant l'assemblage.
5. Ne vous rassemblez pas lorsque vous êtes fatigué ou sous l'influence de l'alcool, de drogues ou de médicaments.
6. Les capacités du produit s'appliquent uniquement aux produits correctement et complètement assemblés.
7. Assemblez-le sur une surface plane, dure et lisse, capable de supporter en toute sécurité les planeurs et les poufs.
8. Pour plus d'informations concernant les pièces répertoriées dans les pages suivantes, veuillez vous référer au schéma d'assemblage de ce manuel. Déballez et séparez toutes les pièces dans une zone de travail propre.

CONSERVEZ CES INSTRUCTIONS

## PRÉCAUTIONS D'UTILISATION

**POUR ÉVITER DES BLESSURES GRAVES ET LA MORT PAR BASCULEMENT :**

1. Ce produit n'est pas un jouet. Ne laissez pas les enfants jouer avec ou à proximité de cet article.
2. Ne dépassez pas les capacités de poids, videz les planeurs et les poufs avant de les déplacer.
3. Utiliser uniquement sur une surface plane, nivelée, dure et lisse, capable de supporter en toute sécurité des planeurs et des poufs entièrement chargés.
4. Utiliser uniquement comme prévu.  
Inspectez avant chaque utilisation ; ne pas utiliser si les pièces sont desserrées ou endommagées.














### TECHNICAL SPECIFICATIONS

Modèle	SX-40032
Couleur	Blanc
Dimensions du produit (LxlxH)	950*715*970 millimètres
Taille de l'emballage (LxlxH)	730*320*660 millimètres
Poids net / kg)	Environ 10,7 kg
Poids brut (kg)	Environ 13,2 kg

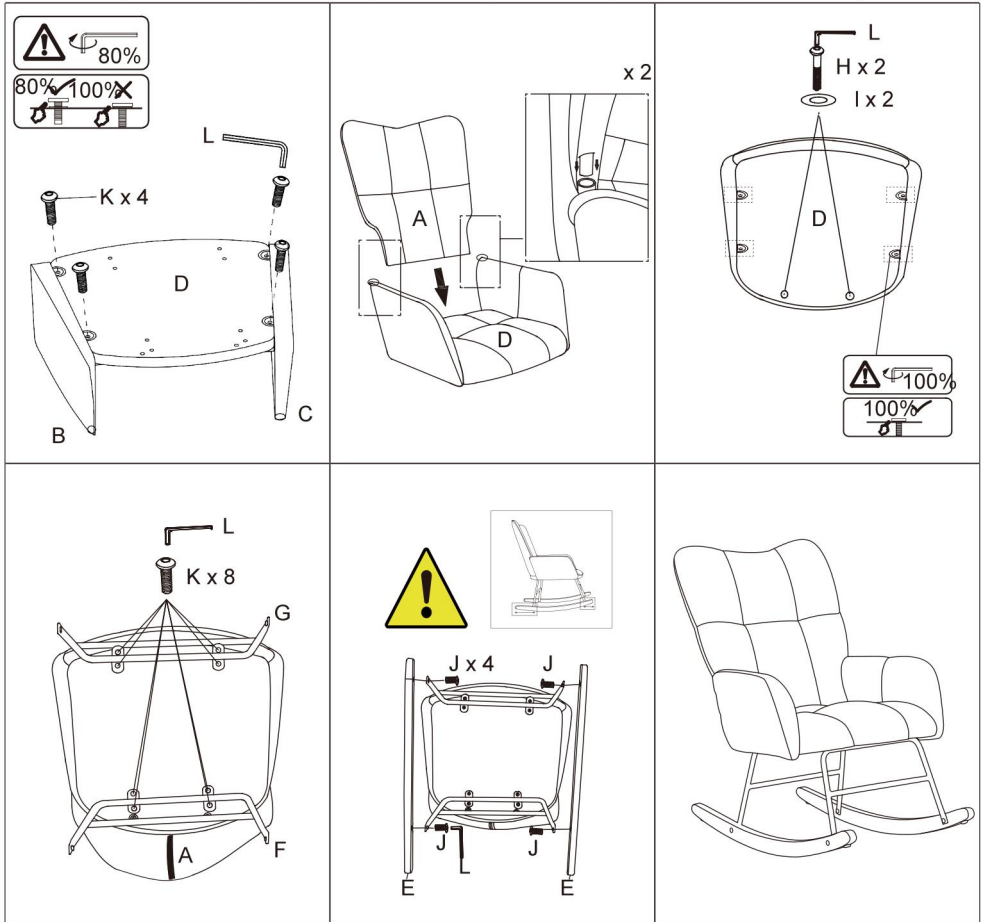
\*Les produits tels que les spécifications, l'apparence et la conception

sont sujets à modification sans préavis.

## PACKAGE CONTENTS

A x 1 	B x 1 	C x 1 	D x 1 	E x 2 	F x 1 	G x 1 	H x 2  M6 x 70
I x 2  M6 x 16	J x 4  M6 x 30	K x 12  M6 x 20	L x 1  M6	 $\frac{\text{mm}}{\text{inch}}$ x 1			

## ASSEMBLY STEPS



**Fabricant** : Shanghaimuxinmuyeyouxiangongsi

**Adresse** : Baoshanqu Shuangchenglu 803long 11hao 1602A-1609shi  
Shanghai

**Importé en Australie** : SIHAO PTY LTD . 1 ROKEVA STREETASTWOOD  
NSW 2122 Australie

**Importé aux États-Unis** : Sanven Technology Ltd.

Suite 250 , 9166 Anaheim Place, Rancho Cucamonga, CA 91730



SHUNSHUN GmbH  
Römeräcker 9 Z2021,76351  
Linkenheim-Hochstetten, Germany  
euvertreter@gmail.com  
+49 1727041930



Pooledas Group Ltd  
Unit 5 Albert Edward House, The  
Pavilions Preston, United Kingdom  
pooledas123@gmail.com  
Tel: 01772418127

**Fabriqué en Chine**

**VEVOR<sup>®</sup>**

**TOUGH TOOLS, HALF PRICE**

**Technique Assistance et certificat de garantie électronique**

**[www.vevor.com/support](http://www.vevor.com/support)**

# **VEVOR<sup>®</sup>**

**TOUGH TOOLS, HALF PRICE**

Technisch Support- und E-Garantie-Zertifikat [www.vevor.com/support](http://www.vevor.com/support)

## **SEGELFLUGZEUGE UND OSMANEN**

### **BENUTZERHANDBUCH \_ \_**

**MODELL NR.: SX-40032**

We continue to be committed to provide you tools with competitive price.

"Save Half", "Half Price" or any other similar expressions used by us only represents an estimate of savings you might benefit from buying certain tools with us compared to the major top brands and does not necessarily mean to cover all categories of tools offered by us. You are kindly reminded to verify carefully when you are placing an order with us if you are actually saving half in comparison with the top major brands.

# VEVOR<sup>®</sup>

TOUGH TOOLS, HALF PRICE

## Gliders & Ottomans

MODELL NR.: SX-40032



### NEED HELP? CONTACT US!

Have product questions? Need technical support? Please feel free to contact us:

**Technical Support and E-Warranty Certificate**  
**[www.vevor.com/support](http://www.vevor.com/support)**

This is the original instruction, please read all manual instructions carefully before operating. VEVOR reserves a clear interpretation of our user manual. The appearance of the product shall be subject to the product you received. Please forgive us that we won't inform you again if there are any technology or software updates on our product.

 **WARNUNG:**

**Bitte lesen Sie dieses Handbuch sorgfältig durch, bevor Sie das Produkt verwenden. Andernfalls kann es zu schweren Verletzungen kommen.**

## **VORSICHTSMASSNAHMEN BEI DER MONTAGE**

1. Montieren Sie es nur gemäß dieser Anleitung. Durch unsachgemäße Montage können Gefahren entstehen.
2. Tragen Sie während der Montage eine ANSI-zugelassene Schutzbrille und strapazierfähige Arbeitshandschuhe.
3. Halten Sie den Montagebereich sauber und gut beleuchtet.
4. Halten Sie Unbeteiligte während der Montage vom Bereich fern.
5. Nicht aufbauen, wenn Sie müde sind oder unter dem Einfluss von Alkohol, Drogen oder Medikamenten stehen.
6. Die Produkteigenschaften gelten nur für ordnungsgemäß und vollständig montierte Produkte.
7. Auf einer flachen, ebenen, harten und glatten Oberfläche montieren, auf der die Gliders und Ottomans sicher getragen werden können.
8. Weitere Informationen zu den auf den folgenden Seiten aufgeführten Teilen finden Sie im Montagediagramm dieser Anleitung. Packen Sie alle Teile aus und trennen Sie sie an einem sauberen Arbeitsplatz.

**ANLEITUNG AUFBEWAHREN \_**

# VORSICHTSMASSNAHMEN VERWENDEN

## UM SCHWERE VERLETZUNGEN UND TOD DURCH UMKIPPEN ZU VERMEIDEN:














1. Dieses Produkt ist kein Spielzeug. Erlauben Sie Kindern nicht, mit oder in der Nähe dieses Artikels zu spielen.
2. Überschreiten Sie nicht die Gewichtskapazität. Leeren Sie Gleiter und Ottomanen vor dem Umzug.
3. Nur auf einer flachen, ebenen, harten und glatten Oberfläche verwenden, die einen voll beladenen Gliders & Ottomans sicher tragen kann.
4. Nur bestimmungsgemäß verwenden.  
Vor jedem Gebrauch prüfen; Nicht verwenden, wenn Teile lose oder beschädigt sind.

## TECHNICAL SPECIFICATIONS

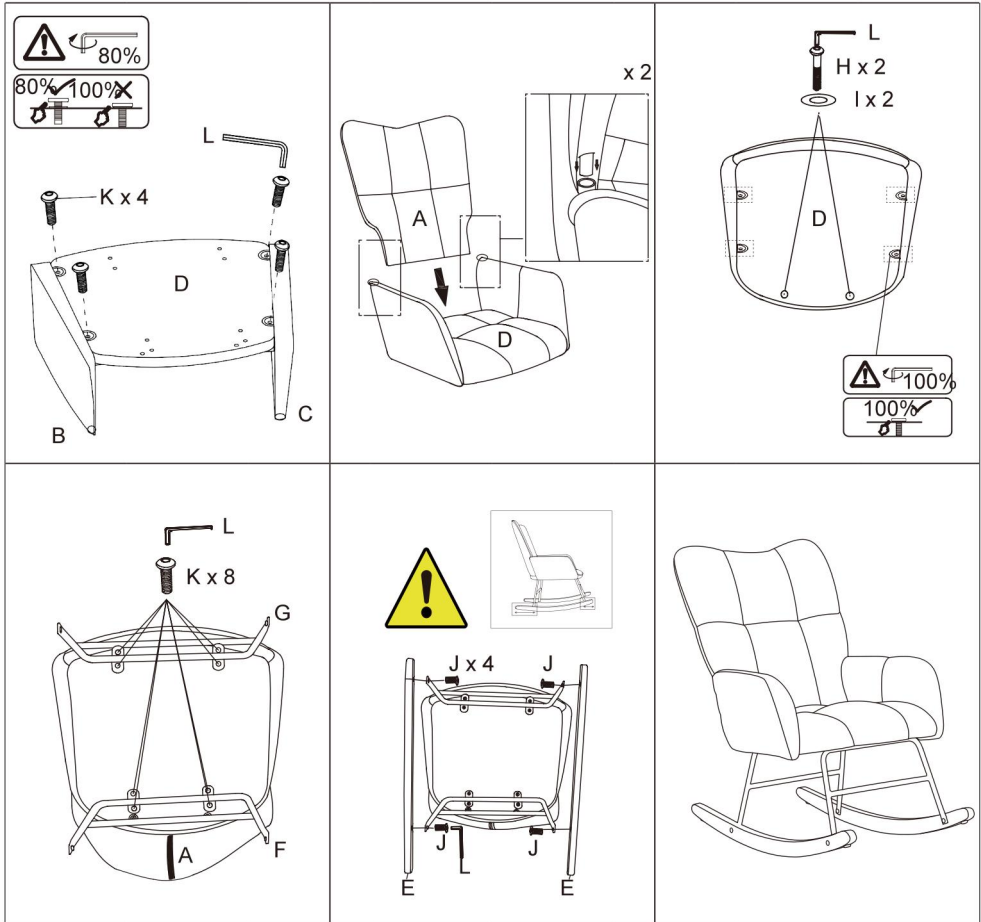
Modell	SX-40032
Farbe	Weiß
Produktabmessungen (LxBxH)	950*715*970 mm
Verpackungsgröße (LxBxH)	730*320*660 mm
Nettogewicht / kg)	Ungefähr 10,7 kg
Bruttogewicht (kg)	Ungefähr 13,2 kg

\*Produkte wie Spezifikationen, Aussehen und Design können ohne vorherige Ankündigung geändert werden.

## PACKAGE CONTENTS

A x 1 	B x 1 	C x 1 	D x 1 	E x 2 	F x 1 	G x 1 	H x 2  M6 x 70
I x 2  M6 x 16	J x 4  M6 x 30	K x 12  M6 x 20	L x 1  M6	 mm inch x 1			

## ASSEMBLY STEPS



**Hersteller:** Shanghai muxinmuyeyouxiangongsi

**Adresse:** Baoshanqu Shuangchenglu 803long 11hao 1602A-1609shi  
Shanghai

**Importiert nach AUS:** SIHAO PTY LTD . 1 ROKEVA  
STREETEASTWOOD NSW 2122 Australien

**Importiert in die USA:** Sanven Technology Ltd.  
Suite 250 , 9166 Anaheim Place, Rancho Cucamonga, CA 91730



SHUNSHUN GmbH  
Römeräcker 9 Z2021,76351  
Linkenheim-Hochstetten, Germany  
euvertreter@gmail.com  
+49 1727041930



Pooledas Group Ltd  
Unit 5 Albert Edward House, The  
Pavilions Preston, United Kingdom  
pooledas123@gmail.com  
Tel: 01772418127

**In China hergestellt**

**VEVOR**<sup>®</sup>

**TOUGH TOOLS, HALF PRICE**

**Technisch Support- und E-Garantiezertifikat**

**[www.vevor.com/support](http://www.vevor.com/support)**

# **VEVOR<sup>®</sup>**

**TOUGH TOOLS, HALF PRICE**

Technisch Ondersteuning en e-garantiecertificaat [www.vevor.com/support](http://www.vevor.com/support)

## **ZWEEFVLIEGTUIGEN EN OTTOMANEN**

### **HANDLEIDING \_ \_**

**MODELNR.: SX-40032**

We continue to be committed to provide you tools with competitive price.

"Save Half", "Half Price" or any other similar expressions used by us only represents an estimate of savings you might benefit from buying certain tools with us compared to the major top brands and does not necessarily mean to cover all categories of tools offered by us. You are kindly reminded to verify carefully when you are placing an order with us if you are actually saving half in comparison with the top major brands.

# VEVOR<sup>®</sup>

TOUGH TOOLS, HALF PRICE

## Gliders & Ottomans

MODELNR.: SX-40032



### NEED HELP? CONTACT US!

Have product questions? Need technical support? Please feel free to contact us:

**Technical Support and E-Warranty Certificate**  
**[www.vevor.com/support](http://www.vevor.com/support)**

This is the original instruction, please read all manual instructions carefully before operating. VEVOR reserves a clear interpretation of our user manual. The appearance of the product shall be subject to the product you received. Please forgive us that we won't inform you again if there are any technology or software updates on our product.

## **WAARSCHUWING:**

**Lees deze handleiding zorgvuldig door voordat u het product gebruikt. Als u dit niet doet, kan dit leiden tot ernstig letsel.**

# **MONTAGEVOORZORGSMATREGELEN**

1. Monteer uitsluitend volgens deze instructies. Onjuiste montage kan gevaren veroorzaken.
2. Draag tijdens de montage een ANSI-goedgekeurde veiligheidsbril en stevige werkhandschoenen.
3. Houd de verzamelplaats schoon en goed verlicht.
4. Houd omstanders tijdens de montage uit de buurt.
5. Niet monteren als u moe bent of onder invloed bent van alcohol, drugs of medicijnen.
6. De productmogelijkheden zijn alleen van toepassing op correct en volledig gemonteerde producten.
7. Monteer op een vlakke, vlakke, harde en gladde ondergrond die de Gliders & Ottomanen veilig kan ondersteunen.
8. Voor aanvullende informatie over de onderdelen die op de volgende pagina's worden vermeld, verwijzen wij u naar het montageschema van deze handleiding. Pak alle onderdelen uit en scheid ze van elkaar op een schone werkplek.

**BEWAAR DEZE INSTRUCTIES**

# GEBRUIK VOORZORGSMAATREGELEN

## OM ERNSTIG LETSEL EN DE DOOD DOOR KANTELEN TE VOORKOMEN:














1. Dit product is geen speelgoed. Laat kinderen niet met of in de buurt van dit artikel spelen.
2. Overschrijd de gewichtscapaciteiten, lege zweefvliegtuigen en voetenbanken niet voordat u gaat verhuizen.
3. Alleen gebruiken op een vlakke, vlakke, harde en gladde ondergrond die een volledig geladen zweefvliegtuig en ottoman veilig kan ondersteunen.
4. Alleen gebruiken zoals bedoeld.  
Inspecteer vóór elk gebruik; niet gebruiken als onderdelen los of beschadigd zijn.

## TECHNICAL SPECIFICATIONS

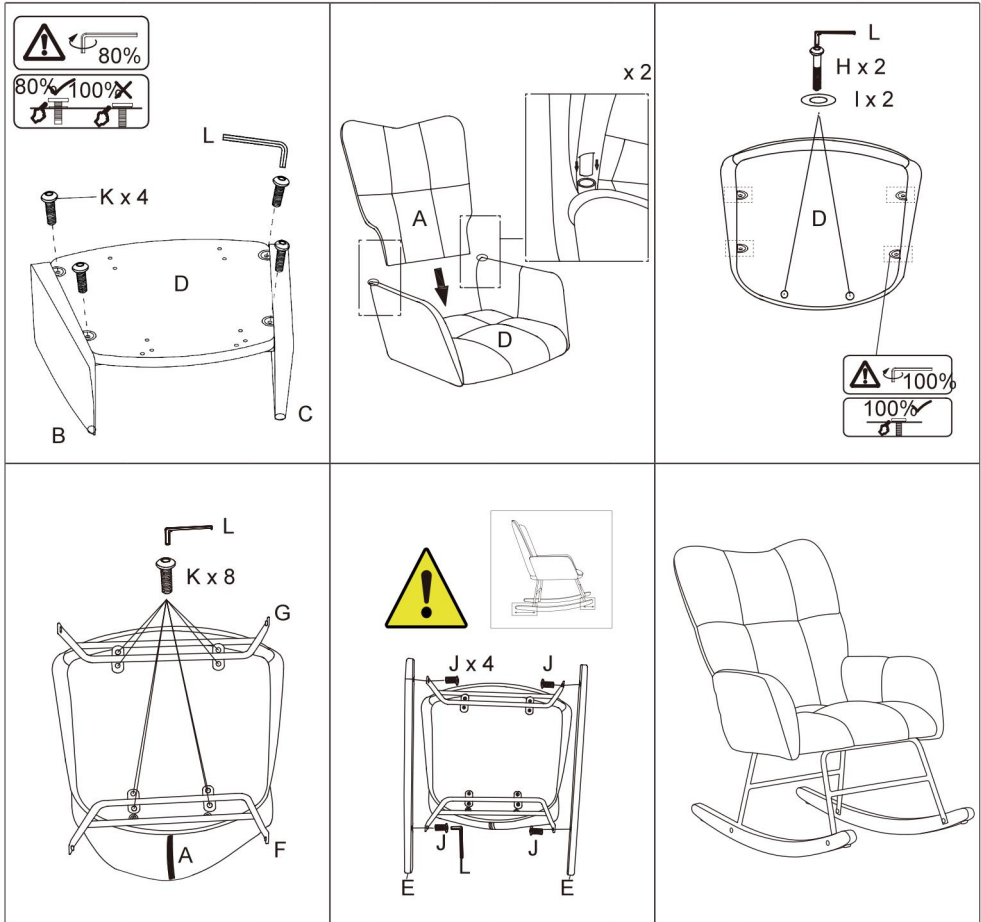
Model	SX-40032
Kleur	Wit
Productafmetingen (LxBxH)	950*715*970 mm
Verpakkingsgrootte (LxBxH)	730*320*660 mm
Netto gewicht / kg)	Ongeveer 10,7 kg
Bruto gewicht (kg)	Ongeveer 13,2 kg

\*Producten zoals specificaties, uiterlijk en ontwerp kunnen zonder voorafgaande kennisgeving worden gewijzigd.

## PACKAGE CONTENTS

A x 1 	B x 1 	C x 1 	D x 1 	E x 2 	F x 1 	G x 1 	H x 2  M6 x 70
I x 2  M6 x 16	J x 4  M6 x 30	K x 12  M6 x 20	L x 1  M6	 $\frac{\text{mm}}{\text{inch}}$ x 1			

## ASSEMBLY STEPS



**Fabrikant:** Shanghaimuxinmuyeyouxiangongsi

**Adres:** Baoshanqu Shuangchenglu 803long 11hao 1602A-1609shi  
Shanghai

**Geïmporteerd naar AUS:** SIHAO PTY LTD . 1 ROKEVA  
STREETEASTWOOD NSW 2122 Australië

**Geïmporteerd naar de VS:** Sanven Technology Ltd.  
Suite 250 , 9166 Anaheim Place, Rancho Cucamonga, CA 91730



SHUNSHUN GmbH  
Römeräcker 9 Z2021,76351  
Linkenheim-Hochstetten, Germany  
euvertreter@gmail.com  
+49 1727041930



Pooledas Group Ltd  
Unit 5 Albert Edward House, The  
Pavilions Preston, United Kingdom  
pooledas123@gmail.com  
Tel: 01772418127

**Gemaakt in China**

**VEVOR**<sup>®</sup>

**TOUGH TOOLS, HALF PRICE**

**Technisch Ondersteuning en e-garantiecertificaat**

**[www.vevor.com/support](http://www.vevor.com/support)**

# **VEVOR<sup>®</sup>**

**TOUGH TOOLS, HALF PRICE**

Techniczny Certyfikat wsparcia i e-gwarancji [www.vevor.com/support](http://www.vevor.com/support)

## **SZYBOWCE I OTOMANY INSTRUKCJA OBSŁUGI \_**

**MODEL NR.: SX-40032**

We continue to be committed to provide you tools with competitive price.

"Save Half", "Half Price" or any other similar expressions used by us only represents an estimate of savings you might benefit from buying certain tools with us compared to the major top brands and does not necessarily mean to cover all categories of tools offered by us. You are kindly reminded to verify carefully when you are placing an order with us if you are actually saving half in comparison with the top major brands.

# VEVOR<sup>®</sup>

TOUGH TOOLS, HALF PRICE

## Gliders & Ottomans

MODEL NR.: SX-40032



### NEED HELP? CONTACT US!

Have product questions? Need technical support? Please feel free to contact us:

**Technical Support and E-Warranty Certificate**  
**[www.vevor.com/support](http://www.vevor.com/support)**

This is the original instruction, please read all manual instructions carefully before operating. VEVOR reserves a clear interpretation of our user manual. The appearance of the product shall be subject to the product you received. Please forgive us that we won't inform you again if there are any technology or software updates on our product.

## OSTRZEŻENIE:

Przed użyciem produktu prosimy o dokładne zapoznanie się z niniejszą instrukcją. Niezastosowanie się do tego może spowodować poważne obrażenia.

## ŚRODKI OSTROŻNOŚCI PRZY MONTAŻU

1. Montaż wyłącznie zgodnie z niniejszą instrukcją. Nieprawidłowy montaż może stworzyć zagrożenie.
2. Podczas montażu należy nosić okulary ochronne i wytrzymałe rękawice robocze zatwierdzone przez ANSI.
3. Utrzymuj miejsce zbiórki w czystości i dobrze oświetlone.
4. Podczas montażu trzymaj osoby postronne z dala od obszaru.
5. Nie należy montować, gdy jest się zmęczonym lub pod wpływem alkoholu, narkotyków lub leków.
6. Możliwości produktu dotyczą wyłącznie produktów prawidłowo i całkowicie zmontowanych.
7. Zmontuj na płaskiej, poziomej, twardej i gładkiej powierzchni, która może bezpiecznie utrzymać szybowce i otomany.
8. Dodatkowe informacje dotyczące części wymienionych na kolejnych stronach można znaleźć w schemacie montażu w niniejszej instrukcji. Rozpakuj i oddziel wszystkie części w czystym miejscu pracy.

ZACHOWAJ TE INSTRUKCJE

# STOSOWAĆ ŚRODKI OSTROŻNOŚCI

## ABY ZAPOBIEC POWAŻNYM OBRAŻENIOM LUB ŚMIERCI W PRZYPADKU WYWROTU:














1. Ten produkt nie jest zabawką. Nie pozwalaj dzieciom bawić się tym przedmiotem lub w jego pobliżu.
2. Nie przekraczaj dopuszczalnego ciężaru, opróżniaj szybowce i otomany przed przeprowadzką.
3. Używaj wyłącznie na płaskiej, równej, twardej i gładkiej powierzchni, która jest w stanie bezpiecznie utrzymać w pełni obciążone szybowce i otomany.
4. Używaj wyłącznie zgodnie z przeznaczeniem. Sprawdź przed każdym użyciem; nie używać, jeśli części są luźne lub uszkodzone.

## TECHNICAL SPECIFICATIONS

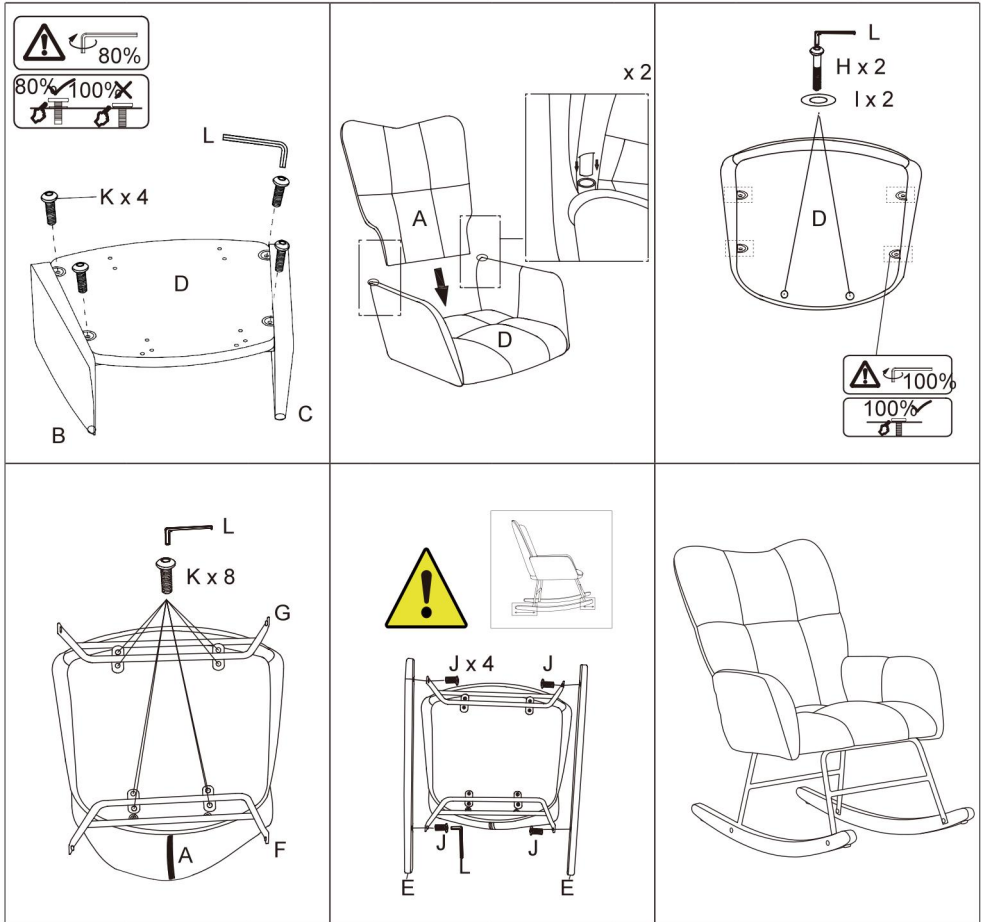
Model	SX-40032
Kolor	Biały
Wymiary produktu (DxSxW)	950*715*970mm
Rozmiar opakowania (DxSxW)	730*320* 660mm
Masa netto (kg)	Okolo 10,7 kg
Masa brutto (kg)	Okolo 13,2 kg

\*Produkty takie jak dane techniczne, wygląd i konstrukcja mogą podlegać modyfikacjom bez wcześniejszego powiadomienia.

## PACKAGE CONTENTS

A x 1 	B x 1 	C x 1 	D x 1 	E x 2 	F x 1 	G x 1 	H x 2  M6 x 70
I x 2  M6 x 16	J x 4  M6 x 30	K x 12  M6 x 20	L x 1  M6	 $\frac{\text{mm}}{\text{inch}}$ x 1			

## ASSEMBLY STEPS



**Producent:** Shanghaimuxinmuyeyouxiangongsi

**Adres:** Baoshanqu Shuangchenglu 803long 11hao 1602A-1609shi  
Szanghaj

**Import do AUS:** SIHAO PTY LTD . 1 ROKEVA STREETEASTWOOD  
NSW 2122 Australia

**Import do USA:** Sanven Technology Ltd.

Apartament 250 , 9166 Anaheim Place, Rancho Cucamonga, Kalifornia  
91730



SHUNSHUN GmbH  
Römeräcker 9 Z2021,76351  
Linkenheim-Hochstetten,Germany  
euvertreter@gmail.com  
+49 1727041930



Pooledas Group Ltd  
Unit 5 Albert Edward House, The  
Pavilions Preston, United Kingdom  
pooledas123@gmail.com  
Tel: 01772418127

**Wyprodukowano w Chinach**

# **VEVOR**<sup>®</sup>

**TOUGH TOOLS, HALF PRICE**

**Techniczny Certyfikat wsparcia i e-gwarancji**

**[www.vevor.com/support](http://www.vevor.com/support)**

# **VEVOR<sup>®</sup>**

**TOUGH TOOLS, HALF PRICE**

Teknisk Support och e-garanticertifikat [www.vevor.com/support](http://www.vevor.com/support)

## **SEGELFLYGPLAN OCH OTTOMANER**

### **ANVÄNDARMANUAL \_ \_**

**MODELL NR.: SX-40032**

We continue to be committed to provide you tools with competitive price.

"Save Half", "Half Price" or any other similar expressions used by us only represents an estimate of savings you might benefit from buying certain tools with us compared to the major top brands and does not necessarily mean to cover all categories of tools offered by us. You are kindly reminded to verify carefully when you are placing an order with us if you are actually saving half in comparison with the top major brands.

# VEVOR®

TOUGH TOOLS, HALF PRICE

## Gliders & Ottomans

MODELL NR.: SX-40032



### NEED HELP? CONTACT US!

Have product questions? Need technical support? Please feel free to contact us:

**Technical Support and E-Warranty Certificate**  
**[www.vevor.com/support](http://www.vevor.com/support)**

This is the original instruction, please read all manual instructions carefully before operating. VEVOR reserves a clear interpretation of our user manual. The appearance of the product shall be subject to the product you received. Please forgive us that we won't inform you again if there are any technology or software updates on our product.

 **VARNING:**

Läs denna bruksanvisning noggrant innan du använder produkten. Underlåtenhet att göra det kan leda till allvarliga skador.

## **FÖRSIKTIGHETSÅTGÄRDER FÖR MONTERING**

1. Montera endast enligt dessa instruktioner. Felaktig montering kan skapa faror.
2. Använd ANSI-godkända skyddsglasögon och kraftiga arbetshandskar vid montering.
3. Håll monteringsområdet rent och väl upplyst.
4. Håll åskådare borta från området under monteringen.
5. Sätt dig inte ihop när du är trött eller påverkad av alkohol, droger eller mediciner.
6. Produktegenskaperna gäller endast för korrekt och färdigmonterade produkter.
7. Montera på en plan, jämn, hård och slät yta som säkert kan stödja Gliders & Ottomans.
8. För ytterligare information om delarna som listas på följande sidor, se monteringsdiagrammet i denna manual. Packa upp och separera alla delar på ett rent arbetsområde.

**SPARA DESSA E INSTRUKTIONER**

# ANVÄND FÖRSIKTIGHETSÅTGÄRDER

FÖR ATT FÖRHINDRA ALLVARLIGA SKADA OCH DÖDSFALL VID VÄLLNING:














1. Denna produkt är inte en leksak. Tillåt inte barn att leka med eller i närheten av detta föremål.
2. Överskrid inte viktkapaciteten, tomma glidflygplan och osmaner innan du flyttar.
3. Använd endast på en plan, jämn, hård och slät yta som säkert kan stödja en fullastad glider och ottomaner.
4. Använd endast som avsett.  
Inspektera före varje användning; Använd inte om delar är lösa eller skadade.

## TECHNICAL SPECIFICATIONS

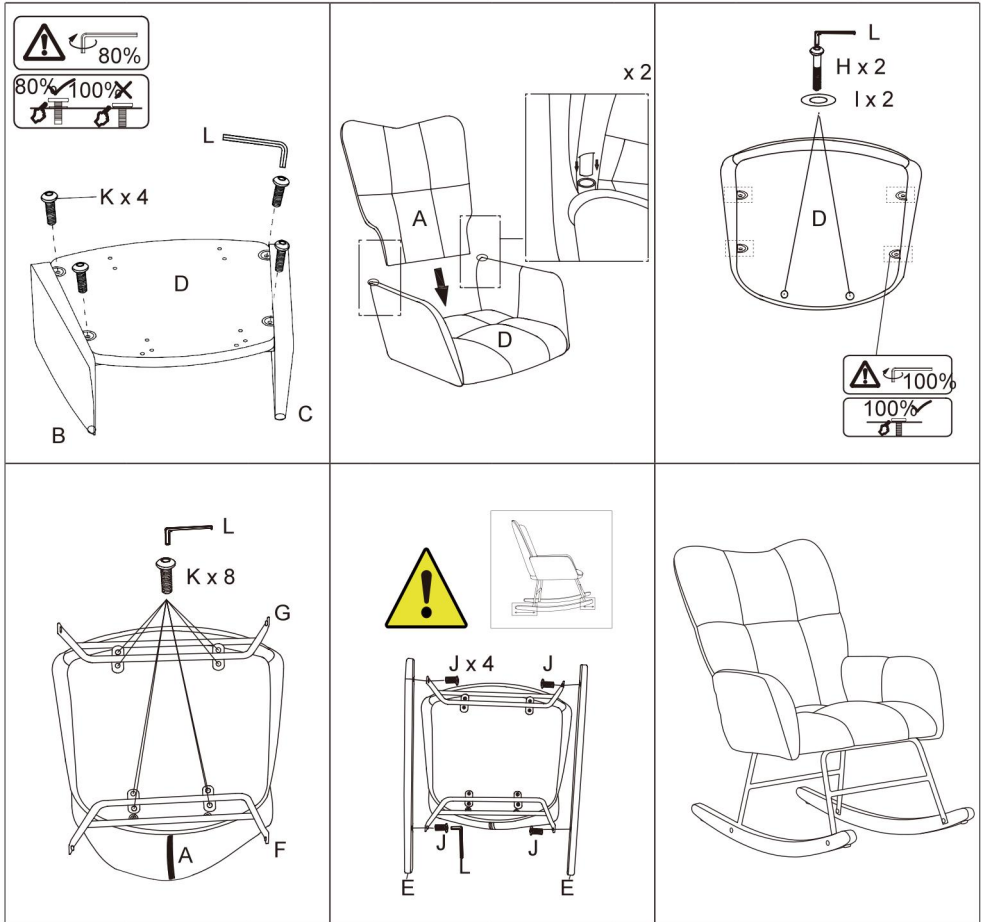
Modell	SX-40032
Färg	Vit
Produktmått (LxBxH)	950*715*970 mm
Förpackningsstorlek (LxBxH)	730*320*660 mm
Nettovikt (kg)	Ca 10,7 kg
Bruttovikt (kg)	Ca 13,2 kg

\*Produkter som specifikationer, utseende och design kan ändras utan föregående meddelande.

## PACKAGE CONTENTS

A x 1 	B x 1 	C x 1 	D x 1 	E x 2 	F x 1 	G x 1 	H x 2  M6 x 70
I x 2  M6 x 16	J x 4  M6 x 30	K x 12  M6 x 20	L x 1  M6	 $\frac{\text{mm}}{\text{inch}}$ x 1			

## ASSEMBLY STEPS



**Tillverkare:** Shanghaimuxinmuyeyouxiangongsi

**Adress:** Baoshanqu Shuangchenglu 803long 11hao 1602A-1609shi  
Shanghai

**Importerad till AUS:** SIHAO PTY LTD . 1 ROKEVA STREETEASTWOOD  
NSW 2122 Australien

**Importerad till USA:** Sanven Technology Ltd.  
Suite 250 , 9166 Anaheim Place, Rancho Cucamonga, CA 91730



SHUNSHUN GmbH  
Römeräcker 9 Z2021,76351  
Linkenheim-Hochstetten, Germany  
euvertreter@gmail.com  
+49 1727041930



Pooledas Group Ltd  
Unit 5 Albert Edward House, The  
Pavilions Preston, United Kingdom  
pooledas123@gmail.com  
Tel: 01772418127

**Tillverkad i Kina**

**VEVOR**<sup>®</sup>

**TOUGH TOOLS, HALF PRICE**

**Teknisk Support och e-garanticertifikat**

**[www.vevor.com/support](http://www.vevor.com/support)**

# **VEVOR<sup>®</sup>**

**TOUGH TOOLS, HALF PRICE**

Técnico Soporte y certificado de garantía electrónica [www.vevor.com/support](http://www.vevor.com/support)

## **PLANEADORES Y OTOMANOS**

### **MANUAL DE USUARIO**

**N ° DE MODELO.: SX-40032**

We continue to be committed to provide you tools with competitive price.

"Save Half", "Half Price" or any other similar expressions used by us only represents an estimate of savings you might benefit from buying certain tools with us compared to the major top brands and does not necessarily mean to cover all categories of tools offered by us. You are kindly reminded to verify carefully when you are placing an order with us if you are actually saving half in comparison with the top major brands.

# VEVOR®

TOUGH TOOLS, HALF PRICE

## Gliders & Ottomans

N ° DE MODELO.: SX-40032



### NEED HELP? CONTACT US!

Have product questions? Need technical support? Please feel free to contact us:

**Technical Support and E-Warranty Certificate**  
**[www.vevor.com/support](http://www.vevor.com/support)**

This is the original instruction, please read all manual instructions carefully before operating. VEVOR reserves a clear interpretation of our user manual. The appearance of the product shall be subject to the product you received. Please forgive us that we won't inform you again if there are any technology or software updates on our product.

 **ADVERTENCIA:**

**Lea atentamente este manual antes de utilizar el producto. De lo contrario, podrían producirse lesiones graves.**

## **PRECAUCIONES DE MONTAJE**

1. Ensamble únicamente de acuerdo con estas instrucciones. Un montaje inadecuado puede crear peligros.
2. Use gafas de seguridad aprobadas por ANSI y guantes de trabajo resistentes durante el montaje.
3. Mantenga el área de reunión limpia y bien iluminada.
4. Mantenga a los transeúntes fuera del área durante el montaje.
5. No se reúna cuando esté cansado o bajo la influencia de alcohol, drogas o medicamentos.
6. Las capacidades del producto se aplican únicamente a productos ensamblados de manera adecuada y completa.
7. Ensamble sobre una superficie plana, nivelada, dura y lisa capaz de soportar de manera segura los planeadores y otomanos.
8. Para obtener información adicional sobre las piezas enumeradas en las siguientes páginas, consulte el diagrama de montaje de este manual. Desenvuelva y separe todas las piezas en un área de trabajo limpia.

**GUARDA ESTAS INSTRUCCIONES**

# PRECAUCIONES DE USO

## PARA EVITAR LESIONES GRAVES Y LA MUERTE POR VUELCO:














1. Este producto no es un juguete. No permita que los niños jueguen con este artículo o cerca de él.
2. No exceda la capacidad de peso, vacíe los planeadores y otomanos antes de moverse.
3. Úselo únicamente sobre una superficie plana, nivelada, dura y lisa capaz de soportar de manera segura planeadores y otomanos completamente cargados.
4. Úselo únicamente según lo previsto.  
Inspeccionar antes de cada uso; no lo utilice si las piezas están sueltas o dañadas.

## TECHNICAL SPECIFICATIONS

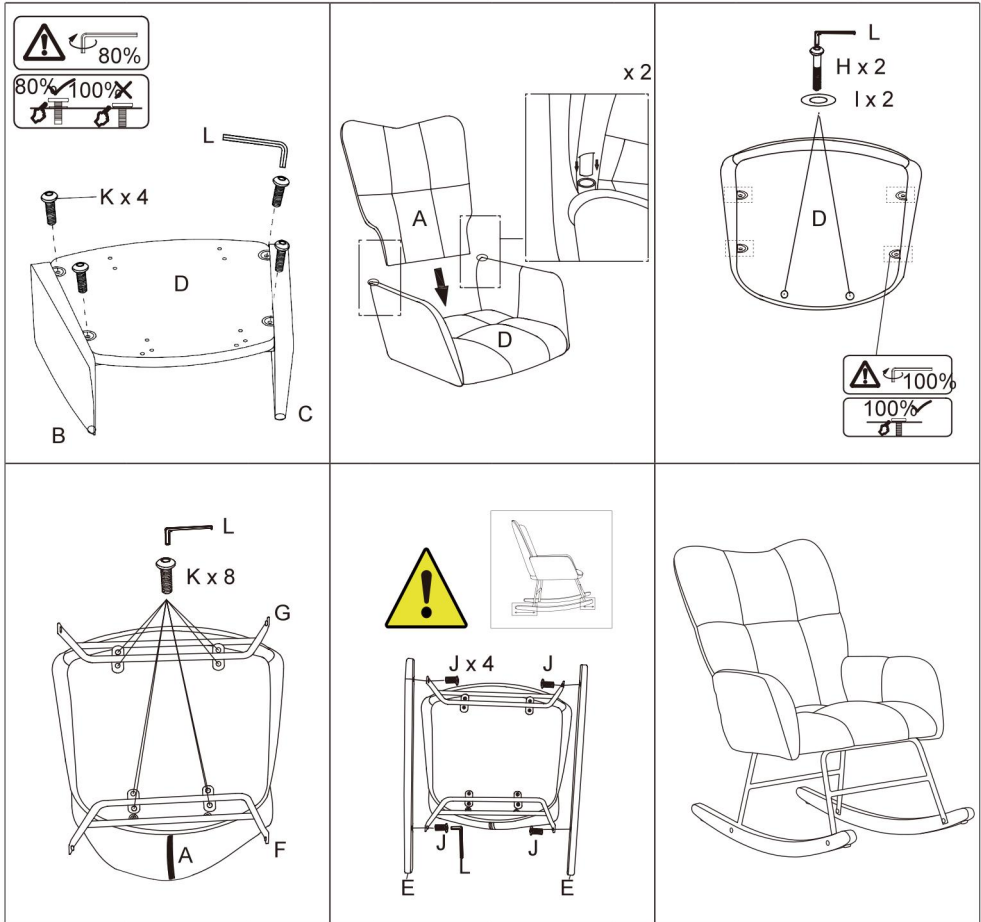
Modelo	SX-40032
Color	Blanco
Dimensiones del producto (largo x ancho x alto)	950*715*970 milímetros
Tamaño del embalaje (largo x ancho x alto)	730*320*660 milímetros
Peso neto / kg)	Alrededor de 10,7 kilogramos
Peso bruto (kg)	Alrededor de 13,2 kilogramos

\*Productos como especificaciones, apariencia y diseño están sujetos a modificaciones sin previo aviso.

## PACKAGE CONTENTS

A x 1 	B x 1 	C x 1 	D x 1 	E x 2 	F x 1 	G x 1 	H x 2  M6 x 70
I x 2  M6 x 16	J x 4  M6 x 30	K x 12  M6 x 20	L x 1  M6	 mm inch x 1			

## ASSEMBLY STEPS



**Fabricante:** Shanghaimuxinmuyeyouxiangongsi

**Dirección:** Baoshanqu Shuangchenglu 803long 11hao 1602A-1609shi  
Shanghai

**Importado a AUS:** SIHAO PTY LTD . 1 ROKEVA STREETASTWOOD  
NSW 2122 Australia

**Importado a EE. UU.:** Sanven Technology Ltd.

Suite 250 , 9166 Anaheim Place, Rancho Cucamonga, CA 91730



SHUNSHUN GmbH  
Römeräcker 9 Z2021,76351  
Linkenheim-Hochstetten, Germany  
euvertreter@gmail.com  
+49 1727041930



Pooledas Group Ltd  
Unit 5 Albert Edward House, The  
Pavilions Preston, United Kingdom  
pooledas123@gmail.com  
Tel: 01772418127

**Hecho en china**

**VEVOR**<sup>®</sup>

**TOUGH TOOLS, HALF PRICE**

**Técnico Certificado de soporte y garantía electrónica**

**[www.vevor.com/support](http://www.vevor.com/support)**

# **VEVOR<sup>®</sup>**

**TOUGH TOOLS, HALF PRICE**

Tecnico Supporto e certificato di garanzia elettronica [www.vevor.com/support](http://www.vevor.com/support)

## **ALIANTI E OTTOMANI**

### **MANUALE D' USO**

**MODELLO NUMERO.: SX-40032**

We continue to be committed to provide you tools with competitive price.

"Save Half", "Half Price" or any other similar expressions used by us only represents an estimate of savings you might benefit from buying certain tools with us compared to the major top brands and does not necessarily mean to cover all categories of tools offered by us. You are kindly reminded to verify carefully when you are placing an order with us if you are actually saving half in comparison with the top major brands.

# VEVOR<sup>®</sup>

TOUGH TOOLS, HALF PRICE

## Gliders & Ottomans

MODELLO NUMERO.: SX-40032



### NEED HELP? CONTACT US!

Have product questions? Need technical support? Please feel free to contact us:

**Technical Support and E-Warranty Certificate**  
**[www.vevor.com/support](http://www.vevor.com/support)**

This is the original instruction, please read all manual instructions carefully before operating. VEVOR reserves a clear interpretation of our user manual. The appearance of the product shall be subject to the product you received. Please forgive us that we won't inform you again if there are any technology or software updates on our product.

## **AVVERTIMENTO:**

**Si prega di leggere attentamente questo manuale prima di utilizzare il prodotto. In caso contrario, si potrebbero causare lesioni gravi.**

# **PRECAUZIONI DI MONTAGGIO**

1. Assemblare solo secondo queste istruzioni. Un montaggio improprio può creare pericoli.
2. Indossare occhiali di sicurezza approvati ANSI e guanti da lavoro pesanti durante il montaggio.
3. Mantenere l'area di assemblaggio pulita e ben illuminata.
4. Tenere gli astanti lontani dall'area durante il montaggio.
5. Non montare in caso di stanchezza o sotto l'effetto di alcol, droghe o farmaci.
6. Le funzionalità del prodotto si applicano solo ai prodotti correttamente e completamente assemblati.
7. Montare su una superficie piana, livellata, dura e liscia in grado di sostenere in sicurezza gli alianti e gli ottomani.
8. Per ulteriori informazioni riguardanti le parti elencate nelle pagine seguenti, fare riferimento allo Schema di Montaggio di questo manuale. Scartare e separare tutte le parti in un'area di lavoro pulita.

**CONSERVARE QUESTE ISTRUZIONI**

# USARE LE PRECAUZIONI

## PER PREVENIRE LESIONI GRAVI E MORTE DOVUTE AL RIBALTAMENTO:














1. Questo prodotto non è un giocattolo. Non permettere ai bambini di giocare con o vicino a questo articolo.
2. Non superare la capacità di peso degli alianti e dei pouf vuoti prima dello spostamento.
3. Utilizzare solo su una superficie piana, livellata, dura e liscia in grado di supportare in sicurezza alianti e ottomani a pieno carico.
4. Utilizzare solo come previsto.  
Ispezionare prima di ogni utilizzo; non utilizzare se le parti sono allentate o danneggiate.

## TECHNICAL SPECIFICATIONS

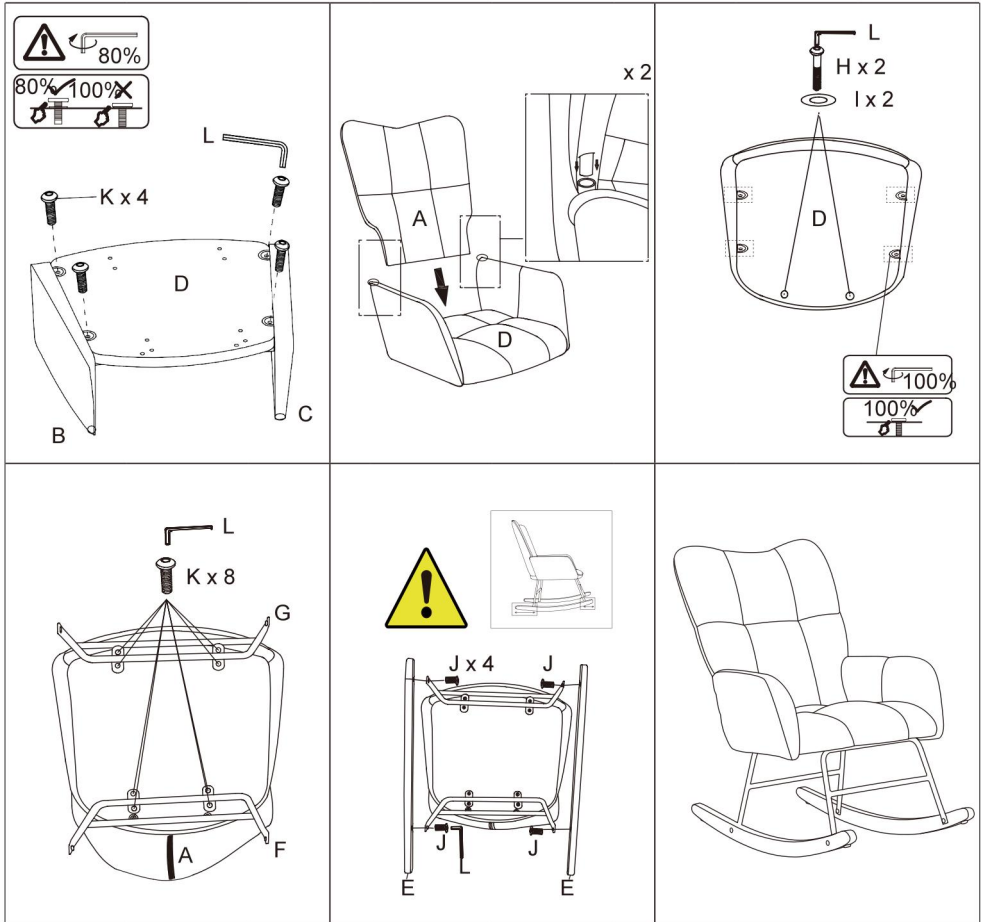
Modello	SX-40032
Colore	Bianco
Dimensioni del prodotto (LxLxA)	950*715*970 millimetri
Dimensioni imballo (LxLxA)	730*320*660 millimetri
Peso netto (kg)	Circa 10,7 kg
Peso lordo (kg)	Circa 13,2 kg

\*Prodotti quali specifiche, aspetto e design sono soggetti a modifiche senza preavviso.

## PACKAGE CONTENTS

A x 1 	B x 1 	C x 1 	D x 1 	E x 2 	F x 1 	G x 1 	H x 2  M6 x 70
I x 2  M6 x 16	J x 4  M6 x 30	K x 12  M6 x 20	L x 1  M6	 mm inch x 1			

## ASSEMBLY STEPS



**Produttore:** Shanghaimuxinmuyeyouxiangongsi

**Indirizzo:** Baoshanqu Shuangchenglu 803long 11hao 1602A-1609shi  
Shanghai

**Importato in AUS:** SIHAO PTY LTD . 1 ROKEVA STREETEASTWOOD  
NSW 2122 Australia

**Importato negli Stati Uniti:** Sanven Technology Ltd.  
Suite 250 , 9166 Anaheim Place, Rancho Cucamonga, CA 91730



SHUNSHUN GmbH  
Römeräcker 9 Z2021,76351  
Linkenheim-Hochstetten, Germany  
euvertreter@gmail.com  
+49 1727041930



Pooledas Group Ltd  
Unit 5 Albert Edward House, The  
Pavilions Preston, United Kingdom  
pooledas123@gmail.com  
Tel: 01772418127

**Made in China**

**VEVOR**<sup>®</sup>

**TOUGH TOOLS, HALF PRICE**

**Tecnico Supporto e certificato di garanzia elettronica**

**[www.vevor.com/support](http://www.vevor.com/support)**