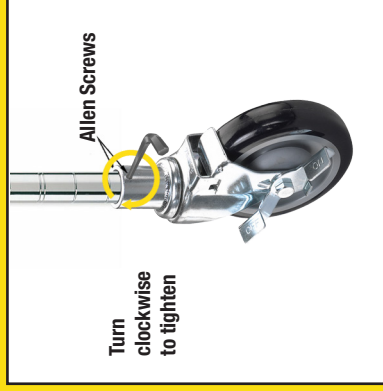






Universal Wire Shelving Caster Model 28-151S Installation Instructions

1. Remove metal bolt from bottom of post.
2. Insert post into caster.
3. Tighten allen screws on caster to secure post.



Krowne Metal Corporation

100 Haul Rd. Wayne, NJ 07470 • Toll Free: (800) 631-0442 • Fax: (973) 872-1129
sales@krowne.com • www.krowne.com • www.facebook.com/KrowneMetal • www.twitter.com/KrowneMetal