

# **VEVOR<sup>®</sup>**

## **TOUGH TOOLS, HALF PRICE**

Technical Support and E-Warranty Certificate [www.vevor.com/support](http://www.vevor.com/support)

## **QUILTED HAMMOCK**

## **USER MANUAL**

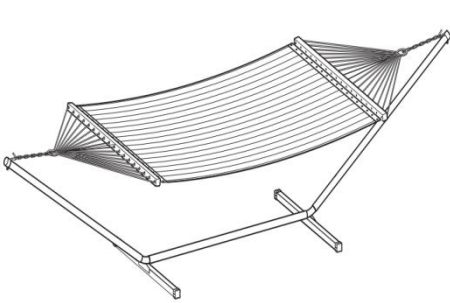
We continue to be committed to provide you tools with competitive price.

"Save Half", "Half Price" or any other similar expressions used by us only represents an estimate of savings you might benefit from buying certain tools with us compared to the major top brands and does not necessarily mean to cover all categories of tools offered by us. You are kindly reminded to verify carefully when you are placing an order with us if you are actually saving half in comparison with the top major brands.

# VEVOR<sup>®</sup>

TOUGH TOOLS, HALF PRICE

## QUILTED HAMMOCK



**ZBJMT-01,WBJMT-04,  
WBJMT-01  
STRAIGHT BAMBOO STICK**



**ZBJMT-03,WBJMT-03,  
WBJMT-02,ZBJMT-02  
CURVED BAMBOO STICK**

### NEED HELP? CONTACT US!

Have product questions? Need technical support? Please feel free to contact us:

**Technical Support and E-Warranty Certificate**  
[www.vevor.com/support](http://www.vevor.com/support)

This is the original instruction, please read all manual instructions carefully before operating. VEVOR reserves a clear interpretation of our user manual. The appearance of the product shall be subject to the product you received. Please forgive us that we won't inform you again if there are any technology or software updates on our product.



**NOTICE : Please retain instructions for future needs.**

**Flammable: This product will ignite and burn if brought into contact with an open flame.**

**Assembly precautions**



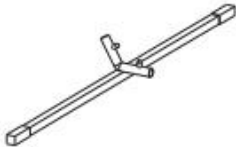
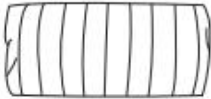



**Straight bamboo stick**

Model	ZBJMT-01	WBJMT-04	WBJMT-01
Product Size	55.1*74.8 inch		
Materials	PP+Cotton+iron+bamboo		
Color	Gray	Gray and white figure	Blue-green

**Curved bamboo stick**

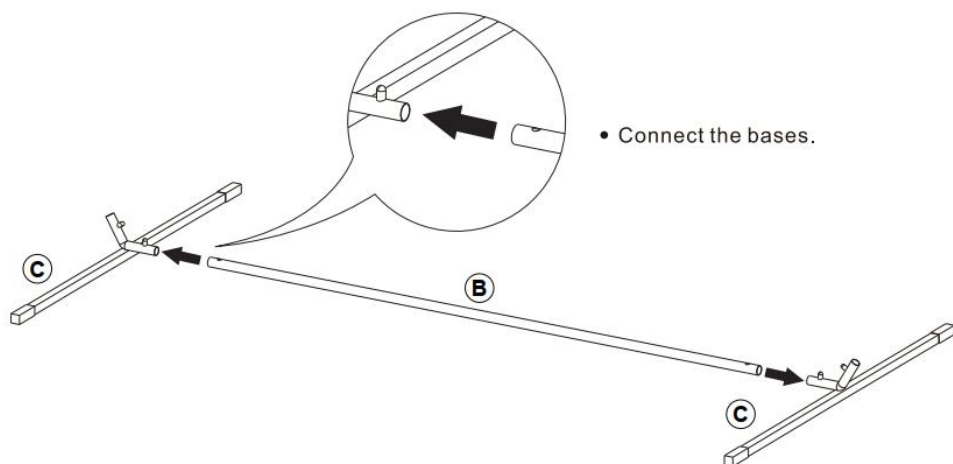
Model	ZBJMT-03	WBJMT-03	WBJMT-02	ZBJMT-02
Product Size	55.1*74.8 inch			
Materials	PP+Cotton+iron+bamboo			
Color	Creamy white	Blue-green	Gray and white figure	Blue-white

## PARTS LIST

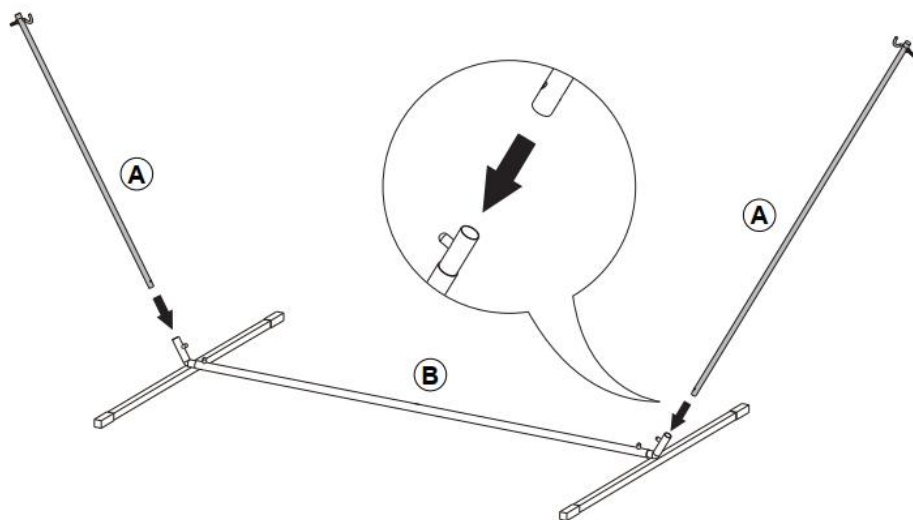
<b>A</b>  x2	<b>B</b>  x1
<b>C</b>  x2	<b>D</b>  x1
<b>E</b>  x1	<b>F</b>  x1
<b>G</b>  x1	

# INSTRUCTIONS

## STEP1



## STEP2

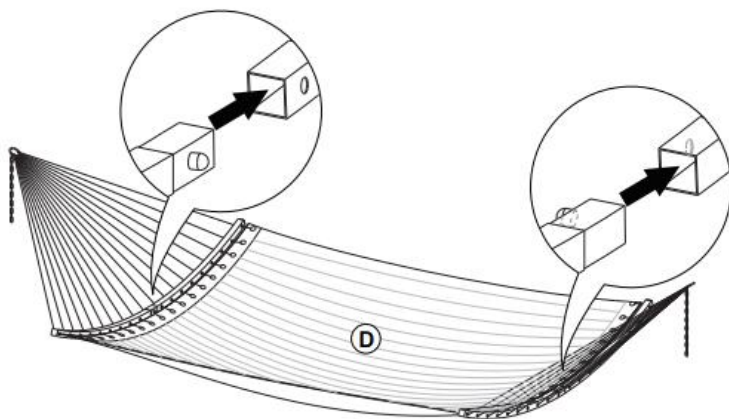


### STEP3

Insert the button of the metal sheet on both sides of the rod into the aperture.

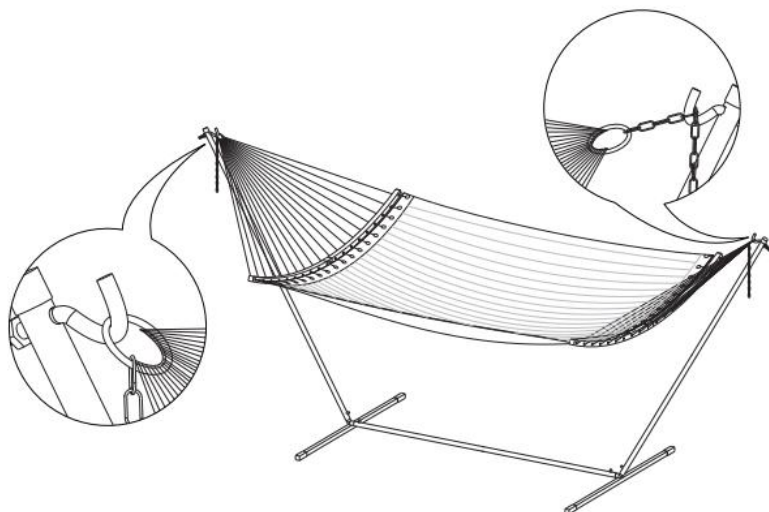
#### **(CURVED BAMBOO STICK)**

Note: The rods should be close to the edge of the bed cloth. Do not let the rods deviate too far from the bed cloth.



Adjust the height of the hammock by hanging the chain on the hook.

Note: The lower the number of chains used, the higher the hammock is off the ground.



**Address:** Baoshanqu Shuangchenglu 803long 11hao 1602A-1609shi Shanghai

**Imported to AUS:** SIHAO PTY LTD, 1 ROKEVA STREETEASTWOOD NSW 2122 Australia

**Imported to USA:** Sanven Technology Ltd.Suite 250, 9166 Anaheim Place, Rancho Cucamonga, CA 91730



SHUNSHUN GmbH  
Römeräcker 9 Z2021,76351  
Linkenheim-Hochstetten, Germany  
euvertreter@gmail.com  
+49 1727041930



Pooledas Group Ltd  
Unit 5 Albert Edward House, The  
Pavilions Preston, United Kingdom  
pooledas123@gmail.com  
01772418127

**Made In China**

# **VEVOR<sup>®</sup>**

**TOUGH TOOLS, HALF PRICE**

**Technical Support and E-Warranty Certificate**  
**[www.vevor.com/support](http://www.vevor.com/support)**

# **VEVOR<sup>®</sup>**

## **TOUGH TOOLS, HALF PRICE**

Techniczny Certyfikat wsparcia i e-gwarancji [www.vevor.com/support](http://www.vevor.com/support)

### **PIKOWANY HAMAK**

### **INSTRUKCJA obsługi**

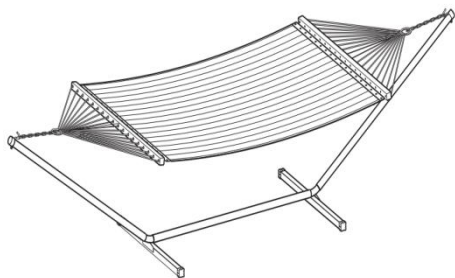
We continue to be committed to provide you tools with competitive price.

"Save Half", "Half Price" or any other similar expressions used by us only represents an estimate of savings you might benefit from buying certain tools with us compared to the major top brands and does not necessarily mean to cover all categories of tools offered by us. You are kindly reminded to verify carefully when you are placing an order with us if you are actually saving half in comparison with the top major brands.

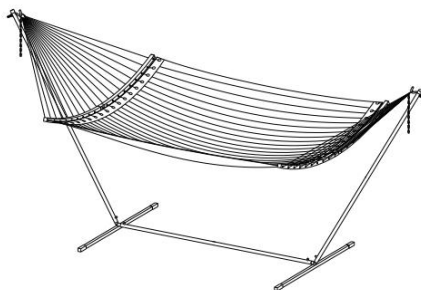
# VEVOR®

TOUGH TOOLS, HALF PRICE

## QUILTED HAMMOCK



**ZBJMT-01, WBJMT-04,  
WBJMT-01  
PROSTY KIJ BAMBUSOWY**



**ZBJMT-03, WBJMT-03,  
WBJMT-02, ZBJMT-02  
ZAKRZYWIONY KIJ  
BAMBUSOWY**

### NEED HELP? CONTACT US!

Have product questions? Need technical support? Please feel free to contact us:

**Technical Support and E-Warranty Certificate**  
**[www.vevor.com/support](http://www.vevor.com/support)**

This is the original instruction, please read all manual instructions carefully before operating. VEVOR reserves a clear interpretation of our user manual. The appearance of the product shall be subject to the product you received. Please forgive us that we won't inform you again if there are any technology or software updates on our product.



**UWAGA : Zachowaj instrukcje na przyszłość wymagania.**

**Produkt łatwopalny: Ten produkt zapali się i spali, jeśli zostanie przyniesiony w kontakt z otwartym płomieniem.**

**Środki ostrożności podczas montażu**

Prosty kij bambusowy



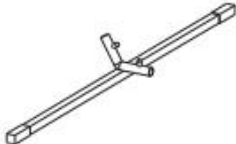
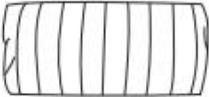



Model	ZBJMT-01	WBJMT-04	WBJMT-01
Rozmiar produktu	55,1*74,8 cala		
Materiały	PP + bawełna + żelazo + bambus		
Kolor	Szary	Szaro-biała postać	Niebieski zielony

Zakrzywiony kij bambusowy

Model	ZBJMT-03	WBJMT-03	WBJMT-02	ZBJMT-02
Rozmiar produktu	55,1*74,8 cala			

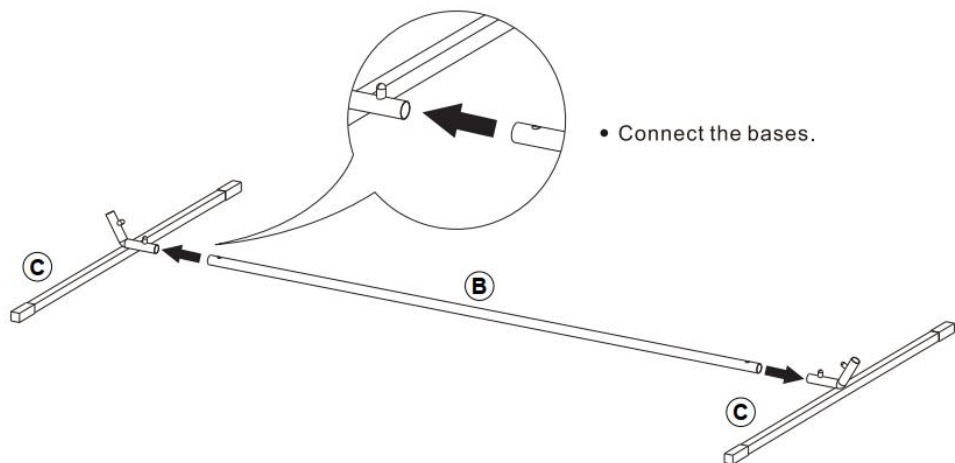
Materiały	PP + bawełna + żelazo + bambus			
Kolor	Kremowo biały	Niebieski zielony	Szaro-biała postać	Niebiesko biały

## PARTS LIST

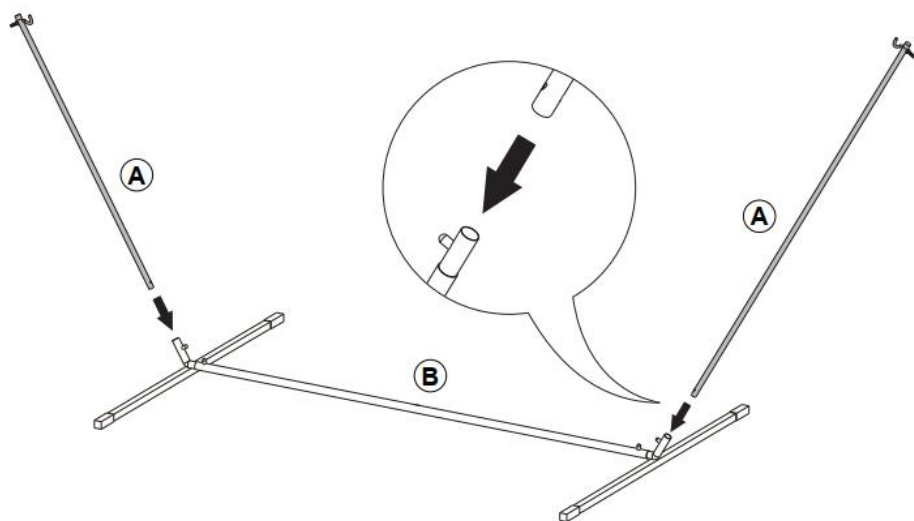
<p><b>A</b></p>  <p>x2</p>	<p><b>B</b></p>  <p>x1</p>
<p><b>C</b></p>  <p>x2</p>	<p><b>D</b></p>  <p>x1</p>
<p><b>E</b></p>  <p>x1</p>	<p><b>F</b></p>  <p>x1</p>
<p><b>G</b></p>  <p>x1</p>	

## INSTRUCTIONS

KROK 1



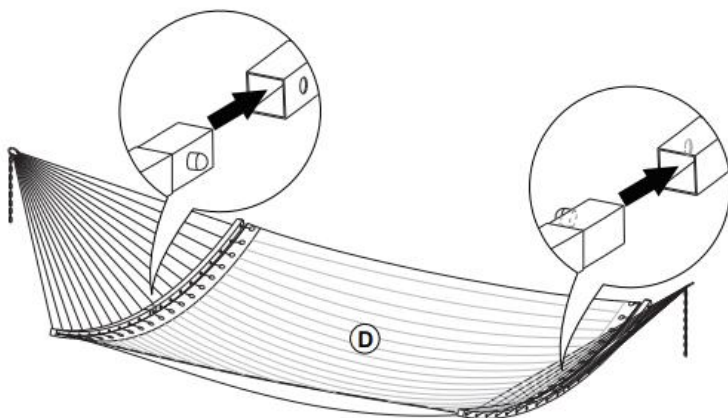
## KROK 2



## KROK 3

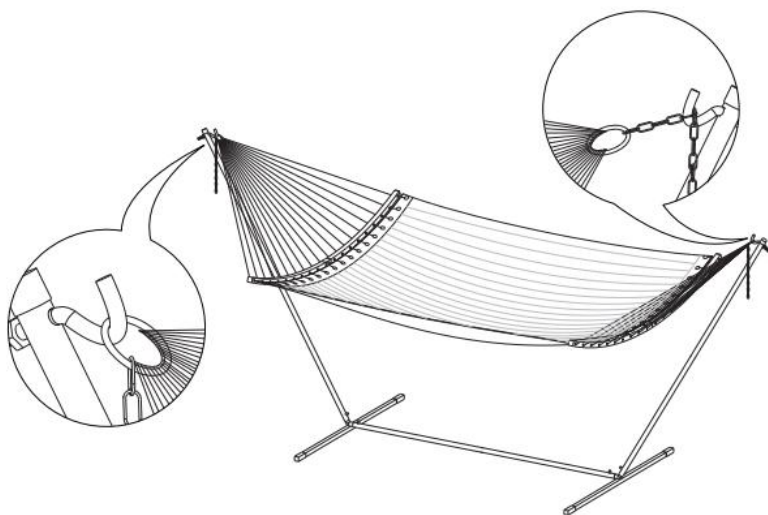
Włóż guzik blachy po obu stronach pręta do otworu .  
**(ZAKRZYWIONY KIJ BAMBUSOWY)**

Uwaga: Pręty powinny znajdować się blisko krawędzi prześcieradła. Nie pozwól pręty odbiegać zbyt daleko od pościeli.



Wyreguluj wysokość hamaka zawieszając łańcuszek na haku.

Uwaga: im mniejsza liczba zastosowanych łańcuszków, tym wyżej hamak znajduje się nad ziemią .



**Adres:** Baoshanqu Shuangchenglu 803long 11hao 1602A-1609shi Szanghaj

**Import do AUS:** SIHAO PTY LTD, 1 ROKEVA STREETEASTWOOD NSW 2122 Australia

**Import do USA:** Sanven Technology Ltd.Suite 250, 9166 Anaheim Place, Rancho Cucamonga, CA 91730



SHUNSHUN GmbH  
Römeräcker 9 Z2021,76351  
Linkenheim-Hochstetten, Germany  
euvertreter@gmail.com  
+49 1727041930



Pooledas Group Ltd  
Unit 5 Albert Edward House, The  
Pavilions Preston, United Kingdom  
pooledas123@gmail.com  
01772418127

**Wyprodukowano w Chinach**

**VEVOR**<sup>®</sup>  
TOUGH TOOLS, HALF PRICE

Techniczny Certyfikat wsparcia i e-gwarancji  
[www.vevor.com/support](http://www.vevor.com/support)

# **VEVOR<sup>®</sup>**

## **TOUGH TOOLS, HALF PRICE**

Tecnico Supporto e certificato di garanzia elettronica [www.vevor.com/support](http://www.vevor.com/support)

## **AMACA TRAPUNTATA**

### **MANUALE D' uso**

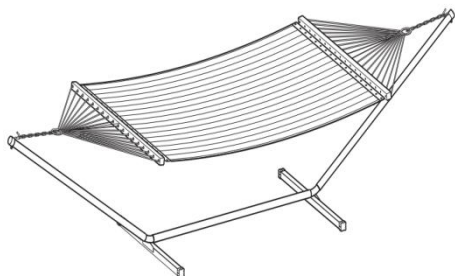
We continue to be committed to provide you tools with competitive price.

"Save Half", "Half Price" or any other similar expressions used by us only represents an estimate of savings you might benefit from buying certain tools with us compared to the major top brands and does not necessarily mean to cover all categories of tools offered by us. You are kindly reminded to verify carefully when you are placing an order with us if you are actually saving half in comparison with the top major brands.

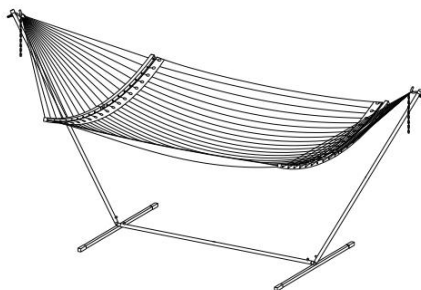
# VEVOR®

TOUGH TOOLS, HALF PRICE

## QUILTED HAMMOCK



**ZBJMT-01,WBJMT-04,  
WBJMT-01  
BASTONE DI BAMBÙ DRITTO**



**ZBJMT-03,WBJMT-03,  
WBJMT-02,ZBJMT-02  
BASTONE DI BAMBÙ CURVO**

### NEED HELP? CONTACT US!

Have product questions? Need technical support? Please feel free to contact us:

**Technical Support and E-Warranty Certificate**  
[www.vevor.com/support](http://www.vevor.com/support)

This is the original instruction, please read all manual instructions carefully before operating. VEVOR reserves a clear interpretation of our user manual. The appearance of the product shall be subject to the product you received. Please forgive us that we won't inform you again if there are any technology or software updates on our product.



**AVVISO : conservare le istruzioni per il futuro esigenze.**

**Infiammabile: questo prodotto si accenderà e brucerà se portato con sé a contatto con una fiamma libera.**

**Precauzioni per il montaggio**



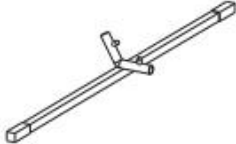
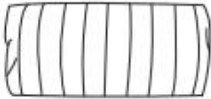



**Bastone di bambù dritto**

Modello	ZBJMT-01	WBJMT-04	WBJMT-01
Taglia del prodotto	55,1 * 74,8 pollici		
Materiali	PP+Cotone+ferro+bambù		
Colore	Grigio	Figura grigia e bianca	Blu verde

**Bastone di bambù curvo**

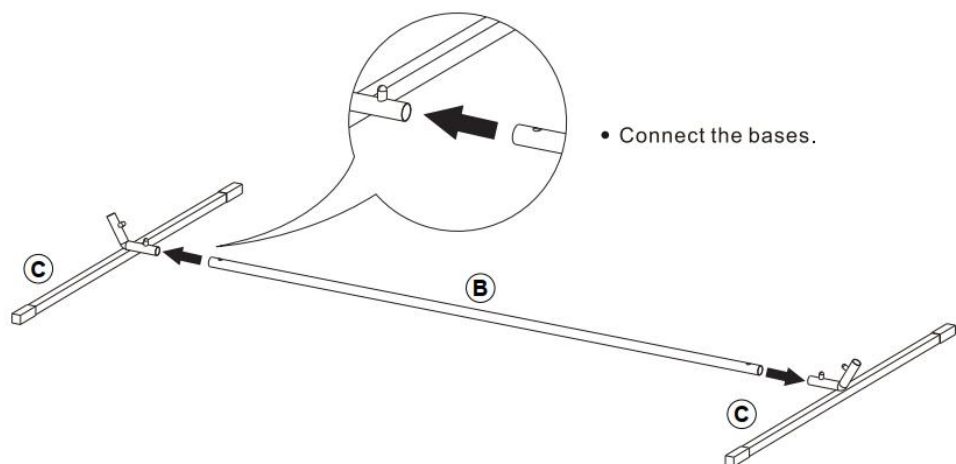
Modello	ZBJMT-03	WBJMT-03	WBJMT-02	ZBJMT-02
Taglia del prodotto	55,1 * 74,8 pollici			
Materiali	PP+Cotone+ferro+bambù			
Colore	Bianco crema	Blu verde	Figura grigia e bianca	Blu bianco

## PARTS LIST

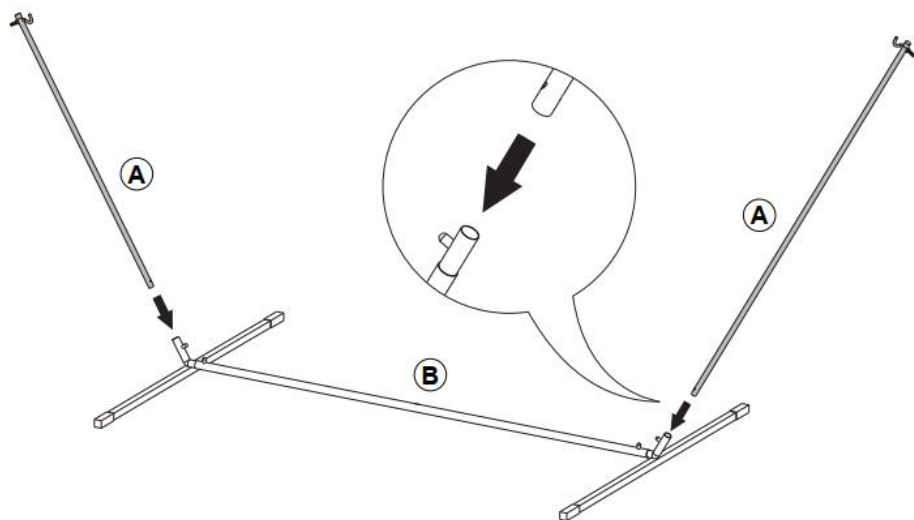
<b>A</b>  x2	<b>B</b>  x1
<b>C</b>  x2	<b>D</b>  x1
<b>E</b>  x1	<b>F</b>  x1
<b>G</b>  x1	

# INSTRUCTIONS

## PASSO 1



## PASSO 2

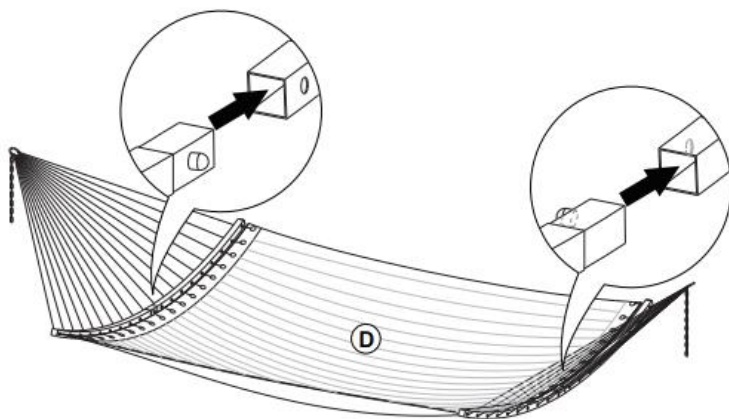


### PASSO3

Inserire nell'apertura il bottone della lamiera su entrambi i lati dell'asta .

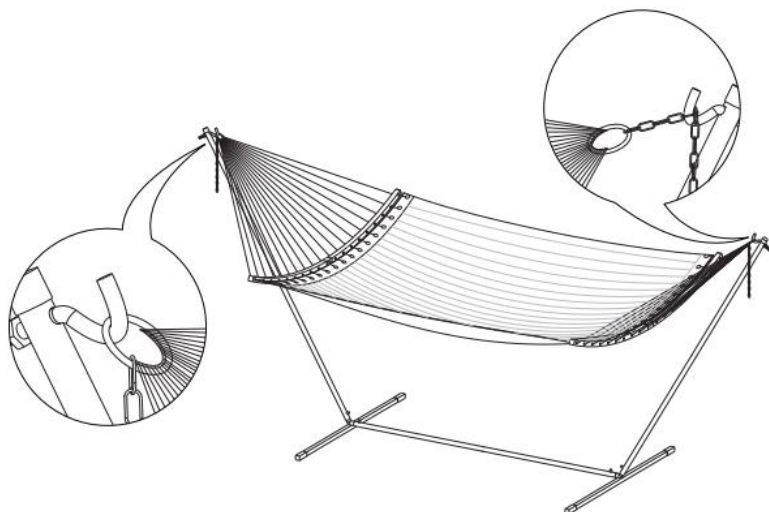
#### **(BASTONE DI BAMBÙ CURVO)**

Nota: le aste dovrebbero essere vicine al bordo della biancheria da letto. Non lasciare che le aste si discostano troppo dalla biancheria da letto.



Regola l'altezza dell'amaca appendendo la catena al gancio.

Nota: minore è il numero di catene utilizzate, maggiore sarà il sollevamento dell'amaca da terra .



**Indirizzo:** Baoshanqu Shuangchenglu 803long 11hao 1602A-1609shi Shanghai

**Importato in AUS:** SIHAO PTY LTD, 1 ROKEVA STREETEASTWOOD NSW 2122  
Australia

**Importato negli Stati Uniti:** Sanven Technology Ltd.Suite 250, 9166 Anaheim Place,  
Rancho Cucamonga, CA 91730



SHUNSHUN GmbH  
Römeräcker 9 Z2021,76351  
Linkenheim-Hochstetten, Germany  
euvertreter@gmail.com  
+49 1727041930



Pooledas Group Ltd  
Unit 5 Albert Edward House, The  
Pavilions Preston, United Kingdom  
pooledas123@gmail.com  
01772418127

**Made in China**



**VEVOR**<sup>®</sup>  
TOUGH TOOLS, HALF PRICE

Tecnico Supporto e certificato di garanzia elettronica  
[www.vevor.com/support](http://www.vevor.com/support)

# **VEVOR<sup>®</sup>**

**TOUGH TOOLS, HALF PRICE**

Técnico Soporte y certificado de garantía electrónica [www.vevor.com/support](http://www.vevor.com/support)

## **HAMACA ACOLCHADA**

### **MANUAL DE usuario**

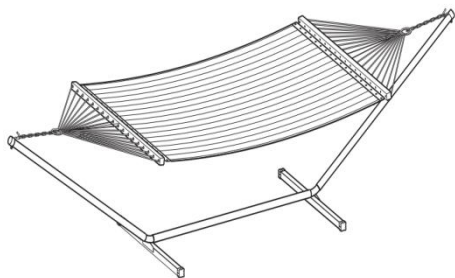
We continue to be committed to provide you tools with competitive price.

"Save Half", "Half Price" or any other similar expressions used by us only represents an estimate of savings you might benefit from buying certain tools with us compared to the major top brands and does not necessarily mean to cover all categories of tools offered by us. You are kindly reminded to verify carefully when you are placing an order with us if you are actually saving half in comparison with the top major brands.

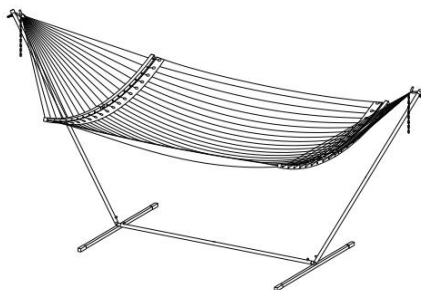
# VEVOR®

TOUGH TOOLS, HALF PRICE

## QUILTED HAMMOCK



**ZBJMT-01,WBJMT-04,  
WBJMT-01  
PALO DE BAMBÚ RECTO**



**ZBJMT-03,WBJMT-03,  
WBJMT-02, ZBJMT-02  
PALO DE BAMBÚ CURVADO**

### NEED HELP? CONTACT US!

Have product questions? Need technical support? Please feel free to contact us:

**Technical Support and E-Warranty Certificate**  
[www.vevor.com/support](http://www.vevor.com/support)

This is the original instruction, please read all manual instructions carefully before operating. VEVOR reserves a clear interpretation of our user manual. The appearance of the product shall be subject to the product you received. Please forgive us that we won't inform you again if there are any technology or software updates on our product.



**AVISO : Conserve las instrucciones para futuras necesidades.**

**Inflamable: Este producto se encenderá y arderá si se lleva en contacto con una llama abierta.**

**Precauciones de montaje**



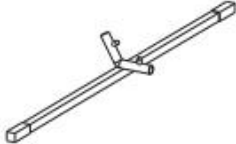
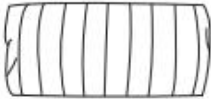



**Palo de bambú recto**

Modelo	ZBJMT-01	WBJMT-04	WBJMT-01
Tamaño del producto	55,1*74,8 pulgadas		
Materiales	PP+Algodón+hierro+bambú		
Color	Gris	figura gris y blanca	Azul verde

**Palo de bambú curvado**

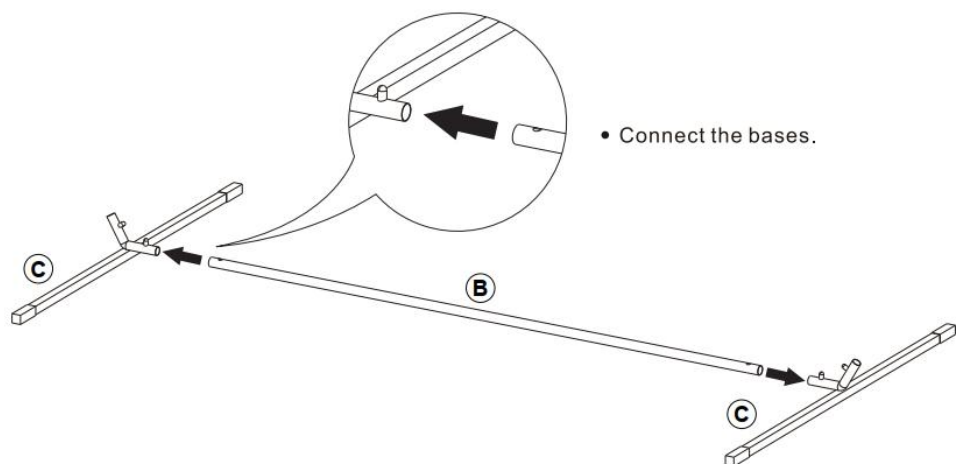
Modelo	ZBJMT-03	WBJMT-03	WBJMT-02	ZBJMT-02
Tamaño del producto	55,1*74,8 pulgadas			
Materiales	PP+Algodón+hierro+bambú			
Color	Blanco crema	Azul verde	figura gris y blanca	Azul blanco

## PARTS LIST

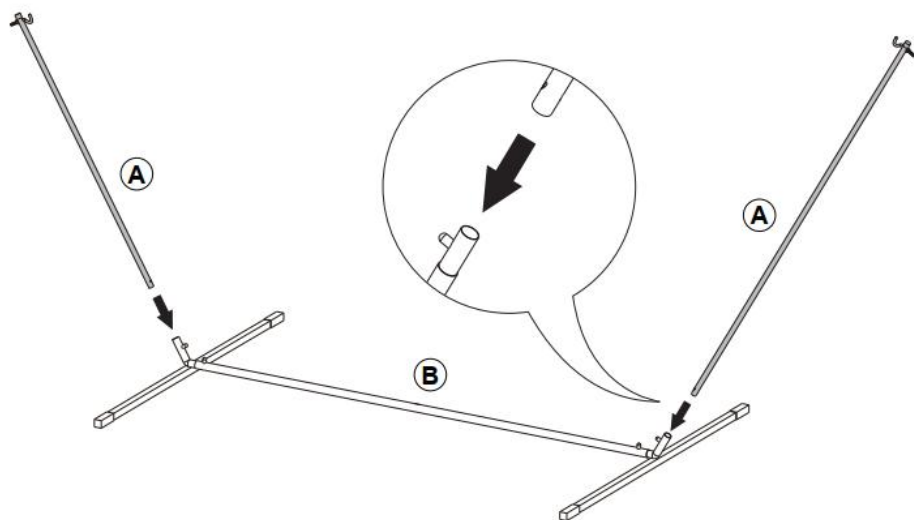
<b>A</b>  x2	<b>B</b>  x1
<b>C</b>  x2	<b>D</b>  x1
<b>E</b>  x1	<b>F</b>  x1
<b>G</b>  x1	

# INSTRUCTIONS

## PASO 1



## PASO 2

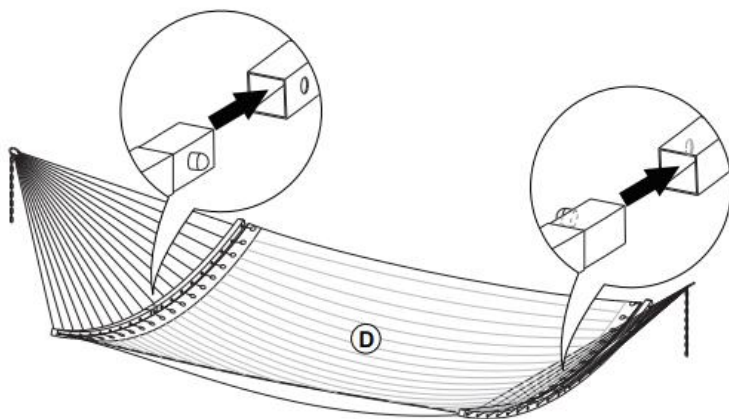


### PASO 3

Inserte el botón de la hoja de metal a ambos lados de la varilla en la abertura .

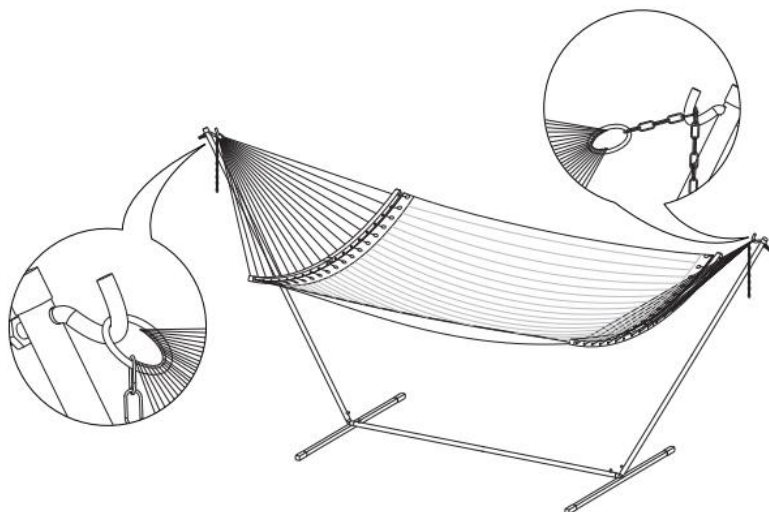
#### **(PALO DE BAMBÚ CURVADO)**

Nota: Las varillas deben estar cerca del borde de la ropa de cama. No dejes que el Las varillas se desvíen demasiado de la ropa de cama.



Ajusta la altura de la hamaca colgando la cadena en el gancho.

Nota: Cuanto menor sea el número de cadenas utilizadas, más alta estará la hamaca del suelo .



**Dirección:** Baoshanqu Shuangchenglu 803long 11hao 1602A-1609shi Shanghai

**Importado a AUS:** SIHAO PTY LTD, 1 ROKEVA STREETEASTWOOD NSW 2122  
Australia

**Importado a EE. UU.:** Sanven Technology Ltd.Suite 250, 9166 Anaheim Place, Rancho  
Cucamonga, CA 91730



SHUNSHUN GmbH  
Römeräcker 9 Z2021,76351  
Linkenheim-Hochstetten, Germany  
euvertreter@gmail.com  
+49 1727041930



Pooledas Group Ltd  
Unit 5 Albert Edward House, The  
Pavilions Preston, United Kingdom  
pooledas123@gmail.com  
01772418127

**Hecho en china**



**VEVOR**<sup>®</sup>  
TOUGH TOOLS, HALF PRICE

Técnico Certificado de soporte y garantía electrónica  
[www.vevor.com/support](http://www.vevor.com/support)

# **VEVOR<sup>®</sup>**

## **TOUGH TOOLS, HALF PRICE**

Teknisk Support och e-garanticertifikat [www.vevor.com/support](http://www.vevor.com/support)

## **QUILTAD HÄNGMATTA**

### **Användarmanual \_**

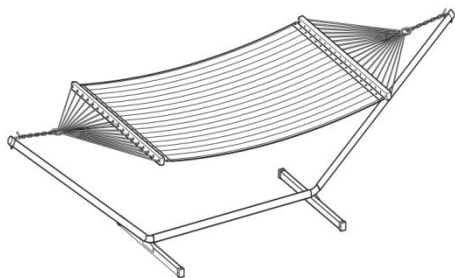
We continue to be committed to provide you tools with competitive price.

"Save Half", "Half Price" or any other similar expressions used by us only represents an estimate of savings you might benefit from buying certain tools with us compared to the major top brands and does not necessarily mean to cover all categories of tools offered by us. You are kindly reminded to verify carefully when you are placing an order with us if you are actually saving half in comparison with the top major brands.

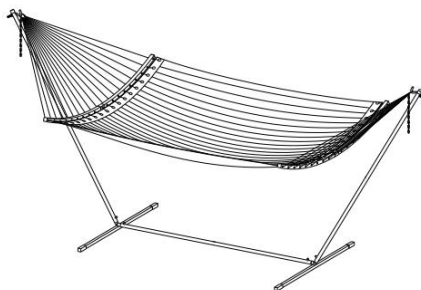
# VEVOR®

TOUGH TOOLS, HALF PRICE

## QUILTED HAMMOCK



**ZBJMT-01,WBJMT-04,  
WBJMT-01  
RAK BAMBUPINNE**



**ZBJMT-03,WBJMT-03,  
WBJMT-02, ZBJMT-02  
BÖJD BAMBU PINNE**

### NEED HELP? CONTACT US!

Have product questions? Need technical support? Please feel free to contact us:

**Technical Support and E-Warranty Certificate**  
[www.vevor.com/support](http://www.vevor.com/support)

This is the original instruction, please read all manual instructions carefully before operating. VEVOR reserves a clear interpretation of our user manual. The appearance of the product shall be subject to the product you received. Please forgive us that we won't inform you again if there are any technology or software updates on our product.



**ANMÄRKNING** : Vänligen spara instruktioner för framtida behov.

**Brandfarligt:** Denna produkt kommer att antändas och brinna om den tas med i kontakt med öppen låga.

**Försiktighetsåtgärder vid montering**



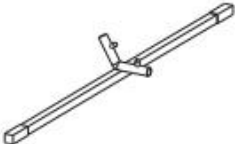
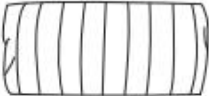



Rak bambupinne

Modell	ZBJMT-01	WBJMT-04	WBJMT-01
Produktstorlek	55,1*74,8 tum		
Material	PP+Bomull+järn+bambu		
Färg	grå	Grå och vit figur	Blå grön

Böjd bambu pinne

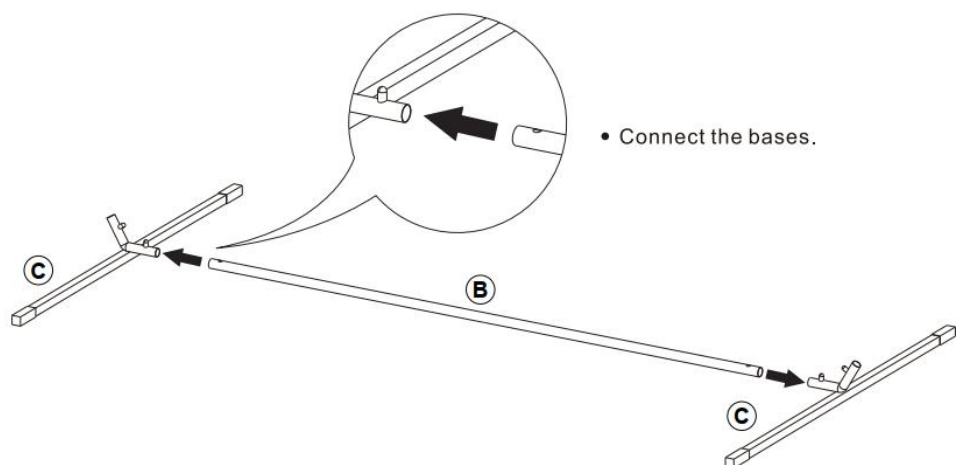
Modell	ZBJMT-03	WBJMT-03	WBJMT-02	ZBJMT-02
Produktstorlek	55,1*74,8 tum			
Material	PP+Bomull+järn+bambu			
Färg	C reimig vit	Blå grön	Grå och vit figur	Blå vit

## PARTS LIST

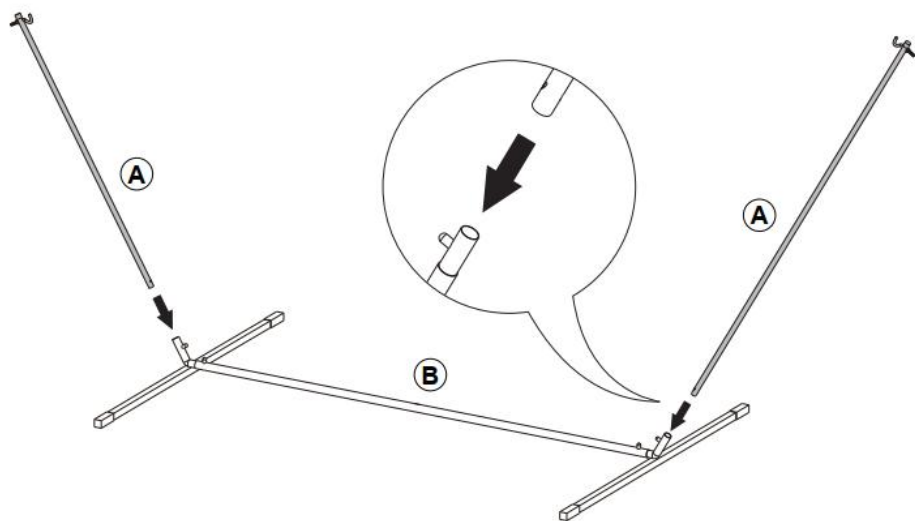
<b>A</b>  x2	<b>B</b>  x1
<b>C</b>  x2	<b>D</b>  x1
<b>E</b>  x1	<b>F</b>  x1
<b>G</b>  x1	

## INSTRUCTIONS

### STEG 1



### STEG 2

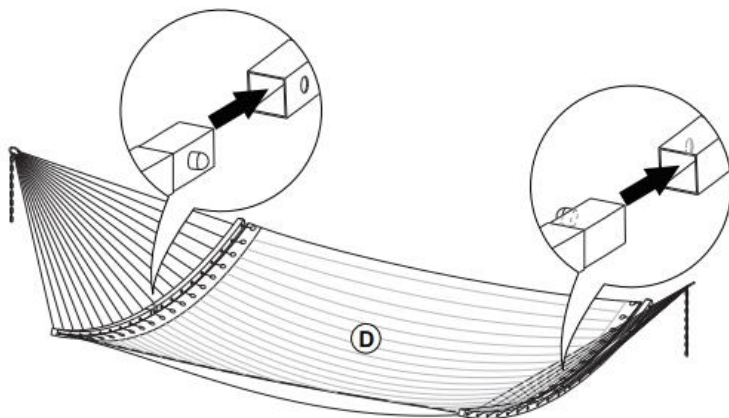


### STEG 3

Sätt in knappen på metallplåten på båda sidor av stängerna i öppningen .

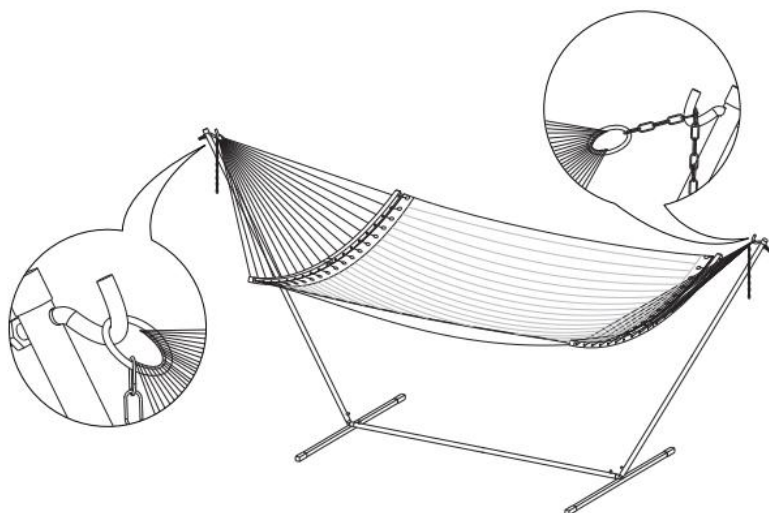
#### **(BÖJD BAMBU PINNE)**

Obs: Stängerna ska vara nära kanten på bäddduken. Låt inte stavar avviker för långt från sängduken.



Justera höjden på hängmattan genom att hänga kedjan på kroken.

Obs: Ju lägre antal kedjor som används, desto högre är hängmattan från marken .



**Adress:** Baoshanqu Shuangchenglu 803long 11hao 1602A-1609shi Shanghai

**Importerad till AUS:** SIHAO PTY LTD, 1 ROKEVA STREETEASTWOOD NSW 2122  
Australien

**Importerad till USA:** Sanven Technology Ltd.Suite 250, 9166 Anaheim Place, Rancho  
Cucamonga, CA 91730



SHUNSHUN GmbH  
Römeräcker 9 Z2021,76351  
Linkenheim-Hochstetten, Germany  
euvertreter@gmail.com  
+49 1727041930



Pooledas Group Ltd  
Unit 5 Albert Edward House, The  
Pavilions Preston, United Kingdom  
pooledas123@gmail.com  
01772418127

**Tillverkad i Kina**



**VEVOR**<sup>®</sup>  
TOUGH TOOLS, HALF PRICE

Teknisk Support och e-garanticertifikat  
[www.vevor.com/support](http://www.vevor.com/support)

# **VEVOR<sup>®</sup>**

## **TOUGH TOOLS, HALF PRICE**

Technisch Ondersteuning en e-garantiecertificaat [www.vevor.com/support](http://www.vevor.com/support)

## **GEWATTEERDE HANGMAT**

### **Handleiding \_**

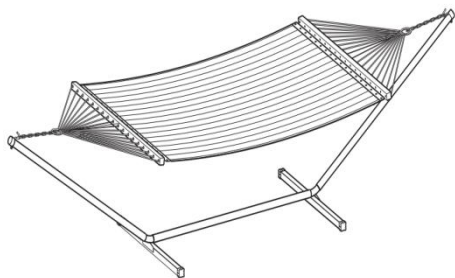
We continue to be committed to provide you tools with competitive price.

"Save Half", "Half Price" or any other similar expressions used by us only represents an estimate of savings you might benefit from buying certain tools with us compared to the major top brands and does not necessarily mean to cover all categories of tools offered by us. You are kindly reminded to verify carefully when you are placing an order with us if you are actually saving half in comparison with the top major brands.

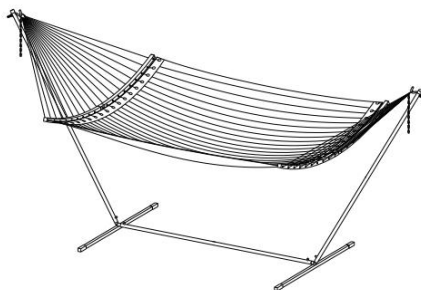
# VEVOR®

TOUGH TOOLS, HALF PRICE

## QUILTED HAMMOCK



**ZBJMT-01,WBJMT-04,  
WBJMT-01  
RECHTE BAMBOESTOK**



**ZBJMT-03,WBJMT-03,  
WBJMT-02,ZBJMT-02  
GEBOGEN BAMBOESTOK**

### NEED HELP? CONTACT US!

Have product questions? Need technical support? Please feel free to contact us:

**Technical Support and E-Warranty Certificate**  
[www.vevor.com/support](http://www.vevor.com/support)

This is the original instruction, please read all manual instructions carefully before operating. VEVOR reserves a clear interpretation of our user manual. The appearance of the product shall be subject to the product you received. Please forgive us that we won't inform you again if there are any technology or software updates on our product.



**LET OP : Bewaar de instructies voor de toekomst behoeften.**

**Ontvlambaar: Dit product zal ontbranden en branden als het wordt meegebracht in contact komen met een open vlam.**

**Voorzorgsmaatregelen voor montage**



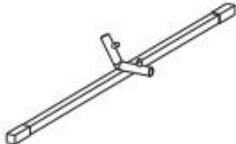
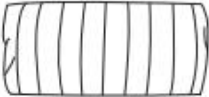



#### Rechte bamboestok

Model	ZBJMT-01	WBJMT-04	WBJMT-01
Product grootte	55,1*74,8 inch		
Materialen	PP+Katoen+ijzer+bamboe		
Kleur	Grijs	Grijs en wit figuur	Blauw groen

#### Gebogen bamboestok

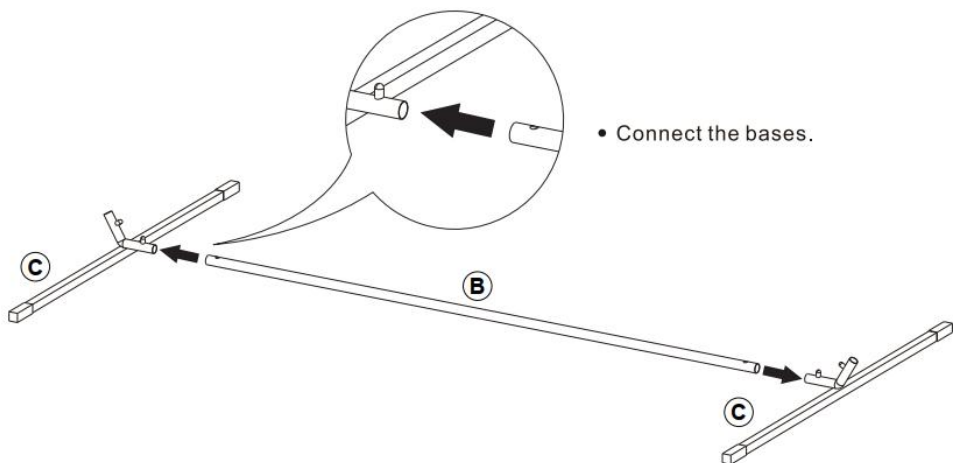
Model	ZBJMT-03	WBJMT-03	WBJMT-02	ZBJMT-02
Product grootte	55,1*74,8 inch			
Materialen	PP+Katoen+ijzer+bamboe			
Kleur	Roomwit _	Blauw groen	Grijs en wit figuur	Blauw Wit

## PARTS LIST

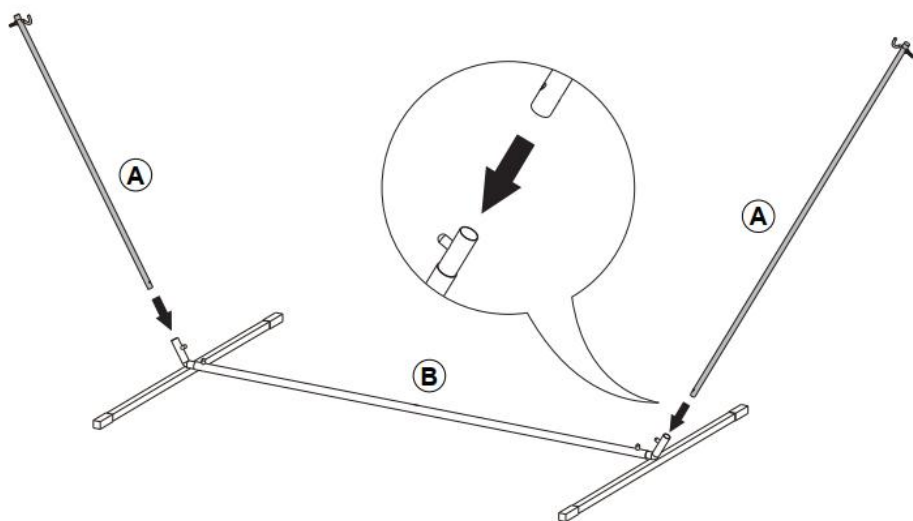
<p><b>A</b></p>  <p>x2</p>	<p><b>B</b></p>  <p>x1</p>
<p><b>C</b></p>  <p>x2</p>	<p><b>D</b></p>  <p>x1</p>
<p><b>E</b></p>  <p>x1</p>	<p><b>F</b></p>  <p>x1</p>
<p><b>G</b></p>  <p>x1</p>	

## INSTRUCTIONS

### STAP 1



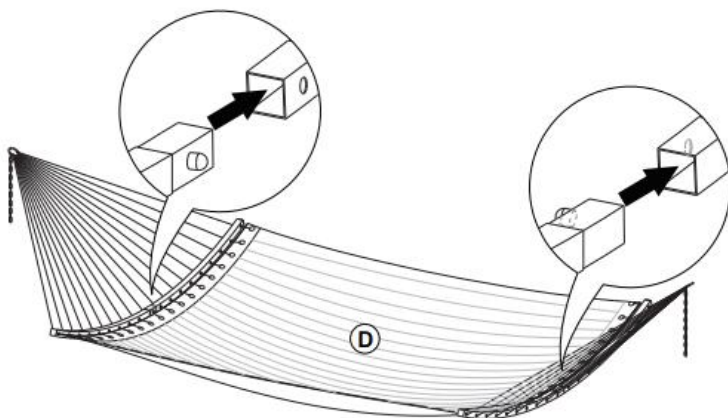
## STAP 2



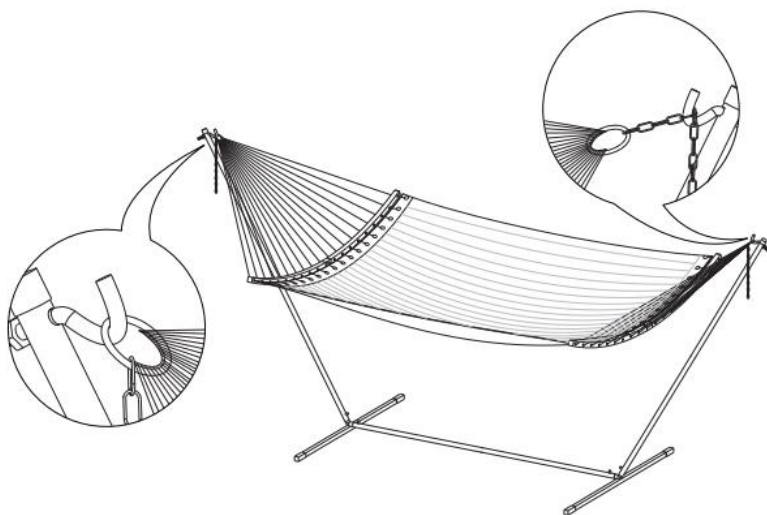
## STAP 3

Steek de knop van de metalen plaat aan beide zijden van de staaf in de opening .  
**(GEBOGEN BAMBOESTOK)**

Let op: De stangen moeten zich dicht bij de rand van het beddengoed bevinden.  
Laat de stangen wijken te ver af van het beddengoed.



Pas de hoogte van de hangmat aan door de ketting aan de haak te hangen.  
Let op: Hoe lager het aantal gebruikte kettingen, hoe hoger de hangmat van de grond is .



**Adres:** Baoshanqu Shuangchenglu 803long 11hao 1602A-1609shi Shanghai  
**Geïmporteerd naar AUS:** SIHAO PTY LTD, 1 ROKEVA STREETEASTWOOD NSW 2122  
Australië

**Geïmporteerd naar de VS:** Sanven Technology Ltd.Suite 250, 9166 Anaheim Place,  
Rancho Cucamonga, CA 91730



SHUNSHUN GmbH  
Römeräcker 9 Z2021,76351  
Linkenheim-Hochstetten, Germany  
euvertreter@gmail.com  
+49 1727041930



Pooledas Group Ltd  
Unit 5 Albert Edward House, The  
Pavilions Preston, United Kingdom  
pooledas123@gmail.com  
01772418127

**Gemaakt in China**

**VEVOR**<sup>®</sup>  
TOUGH TOOLS, HALF PRICE

Technisch Ondersteuning en e-garantiecertificaat  
[www.vevor.com/support](http://www.vevor.com/support)

# **VEVOR<sup>®</sup>**

## **TOUGH TOOLS, HALF PRICE**

Technique Assistance et certificat de garantie électronique

[www.vevor.com/support](http://www.vevor.com/support)

## **HAMAC MATELASSÉ**

### **de L'UTILISATEUR**

We continue to be committed to provide you tools with competitive price.

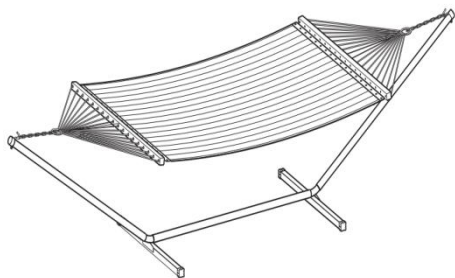
"Save Half", "Half Price" or any other similar expressions used by us only represents an estimate of savings you might benefit from buying certain tools with us compared to the major top brands and does not necessarily mean to cover all categories of tools offered by us. You are kindly reminded to verify carefully when you are placing an order with us if you are actually saving half in comparison with the top major brands.



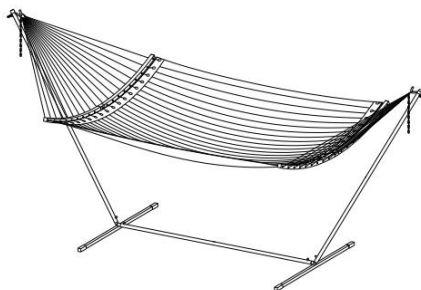
# VEVOR®

TOUGH TOOLS, HALF PRICE

## QUILTED HAMMOCK



**ZBJMT-01,WBJMT-04,  
WBJMT-01  
BÂTON DROIT EN BAMBOU**



**ZBJMT-03,WBJMT-03,  
WBJMT-02,ZBJMT-02  
BÂTON DE BAMBOU COURBÉ**

### NEED HELP? CONTACT US!

Have product questions? Need technical support? Please feel free to contact us:

**Technical Support and E-Warranty Certificate**  
[www.vevor.com/support](http://www.vevor.com/support)

This is the original instruction, please read all manual instructions carefully before operating. VEVOR reserves a clear interpretation of our user manual. The appearance of the product shall be subject to the product you received. Please forgive us that we won't inform you again if there are any technology or software updates on our product.



**AVIS : Veuillez conserver les instructions pour de futures besoins.**

**Inflammable : Ce produit s'enflammera et brûlera s'il est amené en contact avec une flamme nue.**

**Précautions de montage**



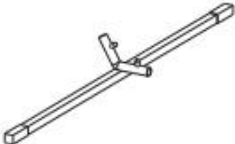
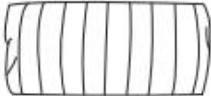



**Bâton droit en bambou**

Modèle	ZBJMT-01	WBJMT-04	WBJMT-01
Taille du produit	55,1 * 74,8 pouces		
Matériaux	PP+Coton+fer+bambou		
Couleur	Gris	Figure grise et blanche	Bleu vert

**Bâton de bambou courbé**

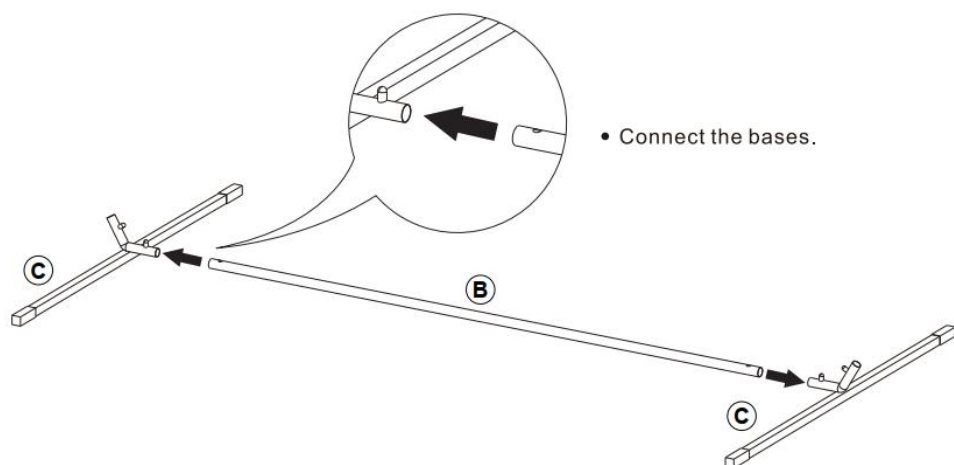
Modèle	ZBJMT-03	WBJMT-03	WBJMT-02	ZBJMT-02
Taille du produit	55,1 * 74,8 pouces			
Matériaux	PP+Coton+fer+bambou			
Couleur	Blanc crème	Bleu vert	Figure grise et blanche	Bleu blanc

## PARTS LIST

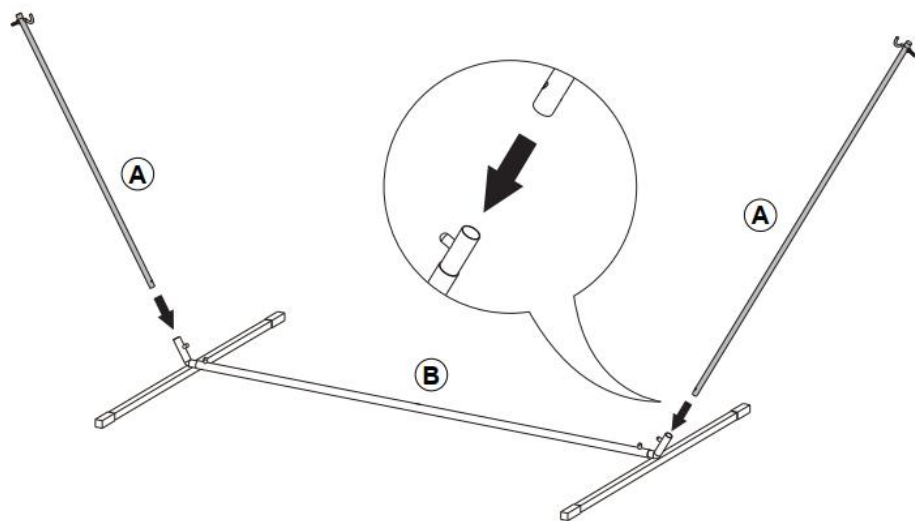
<b>A</b>  x2	<b>B</b>  x1
<b>C</b>  x2	<b>D</b>  x1
<b>E</b>  x1	<b>F</b>  x1
<b>G</b>  x1	

## INSTRUCTIONS

### ÉTAPE 1



### ÉTAPE 2

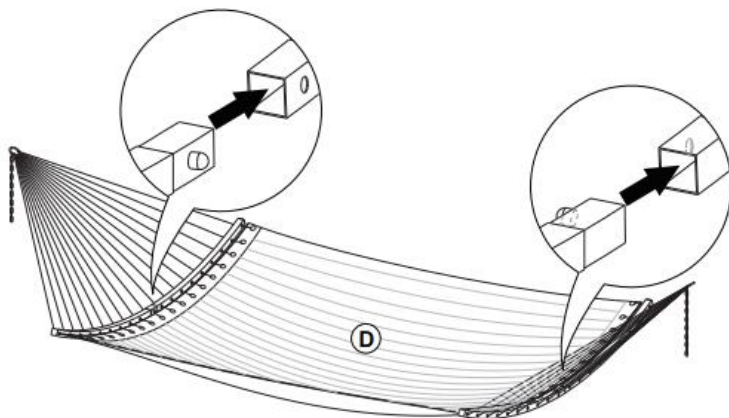


### ÉTAPE 3

Insérez le bouton de la tôle des deux côtés de la tige dans l'ouverture .

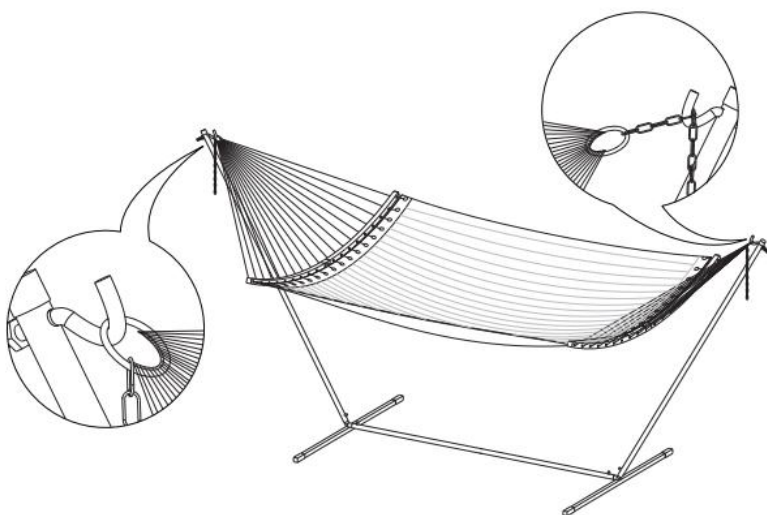
#### **(BÂTON DE BAMBOU COURBÉ)**

Remarque : les tiges doivent être proches du bord de la nappe. Ne laissez pas les tiges s'écarter trop du linge de lit.



Ajustez la hauteur du hamac en accrochant la chaîne au crochet.

Remarque : Plus le nombre de chaînes utilisées est faible, plus le hamac est élevé au-dessus du sol .



**Adresse :** Baoshanqu Shuangchenglu 803long 11hao 1602A-1609shi Shanghai

**Importé en Australie :** SIHAO PTY LTD, 1 ROKEVA STREETASTWOOD NSW 2122

Australie

**Importé aux États-Unis :** Sanven Technology Ltd.Suite 250, 9166 Anaheim Place, Rancho

Cucamonga, CA 91730



SHUNSHUN GmbH  
Römeräcker 9 Z2021,76351  
Linkenheim-Hochstetten, Germany  
euvertreter@gmail.com  
+49 1727041930



Pooledas Group Ltd  
Unit 5 Albert Edward House, The  
Pavilions Preston, United Kingdom  
pooledas123@gmail.com  
01772418127

**Fabriqué en Chine**



**VEVOR**<sup>®</sup>  
TOUGH TOOLS, HALF PRICE

Technique Assistance et certificat de garantie électronique  
[www.vevor.com/support](http://www.vevor.com/support)

# **VEVOR<sup>®</sup>**

## **TOUGH TOOLS, HALF PRICE**

Technisch Support- und E-Garantie-Zertifikat [www.vevor.com/support](http://www.vevor.com/support)

## **GESTEPPTTE HÄNGEMATTE**

### **Benutzerhandbuch \_**

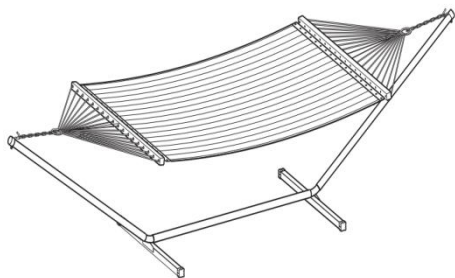
We continue to be committed to provide you tools with competitive price.

"Save Half", "Half Price" or any other similar expressions used by us only represents an estimate of savings you might benefit from buying certain tools with us compared to the major top brands and does not necessarily mean to cover all categories of tools offered by us. You are kindly reminded to verify carefully when you are placing an order with us if you are actually saving half in comparison with the top major brands.

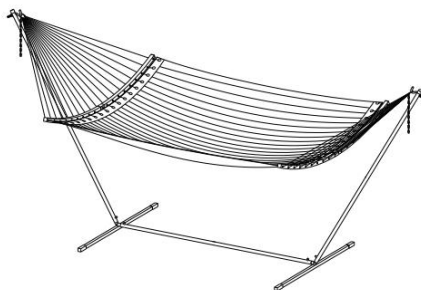
# VEVOR®

TOUGH TOOLS, HALF PRICE

## QUILTED HAMMOCK



**ZBJMT-01,WBJMT-04,  
WBJMT-01  
GERADER BAMBUSSTOCK**



**ZBJMT-03,WBJMT-03,  
WBJMT-02,ZBJMT-02  
GEBOGENER BAMBUSSTAB**

### NEED HELP? CONTACT US!

Have product questions? Need technical support? Please feel free to contact us:

**Technical Support and E-Warranty Certificate**  
[www.vevor.com/support](http://www.vevor.com/support)

This is the original instruction, please read all manual instructions carefully before operating. VEVOR reserves a clear interpretation of our user manual. The appearance of the product shall be subject to the product you received. Please forgive us that we won't inform you again if there are any technology or software updates on our product.



**HINWEIS : Bitte bewahren Sie die Anweisungen für die Zukunft auf Bedürfnisse.**

**Entzündlich: Dieses Produkt entzündet sich und brennt, wenn es mitgebracht wird mit einer offenen Flamme in Berührung kommen.**

**Vorsichtsmaßnahmen bei der Montage**



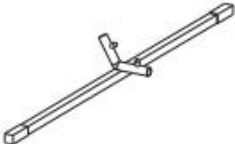
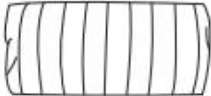



#### Gerader Bambusstock

Modell	ZBJMT-01	WBJMT-04	WBJMT-01
Produktgröße	55,1 * 74,8 Zoll		
Materialien	PP+Baumwolle+Eisen+Bambus		
Farbe	Grau	Grau-weiße Figur	Blau Grün

#### Gebogener Bambusstab

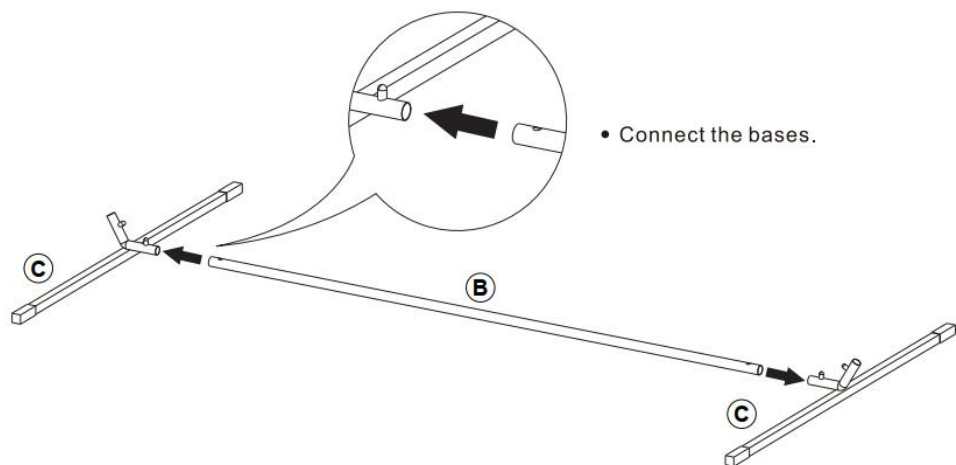
Modell	ZBJMT-03	WBJMT-03	WBJMT-02	ZBJMT-02
Produktgröße	55,1 * 74,8 Zoll			
Materialien	PP+Baumwolle+Eisen+Bambus			
Farbe	Cremeweiß —	Blau Grün	Grau-weiße Figur	Blau Weiss

## PARTS LIST

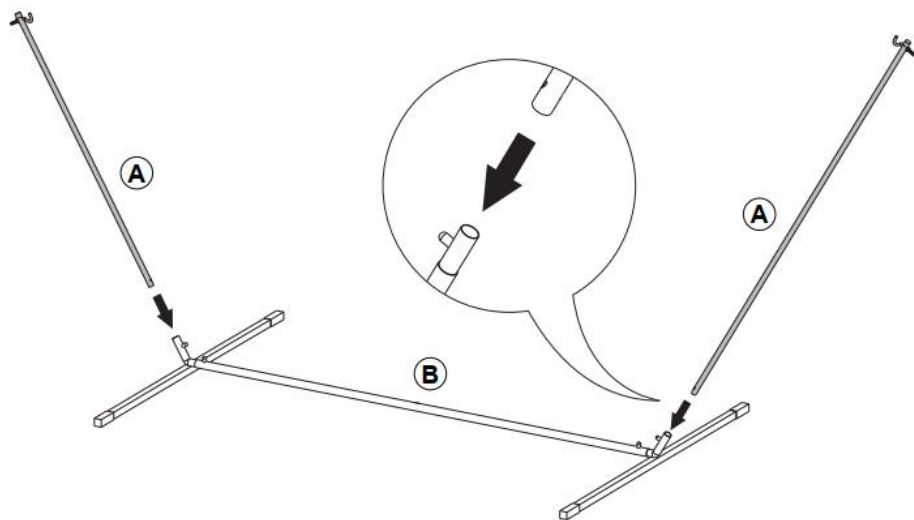
<b>A</b>  x2	<b>B</b>  x1
<b>C</b>  x2	<b>D</b>  x1
<b>E</b>  x1	<b>F</b>  x1
<b>G</b>  x1	

# INSTRUCTIONS

## SCHRITT 1



## SCHRITT 2

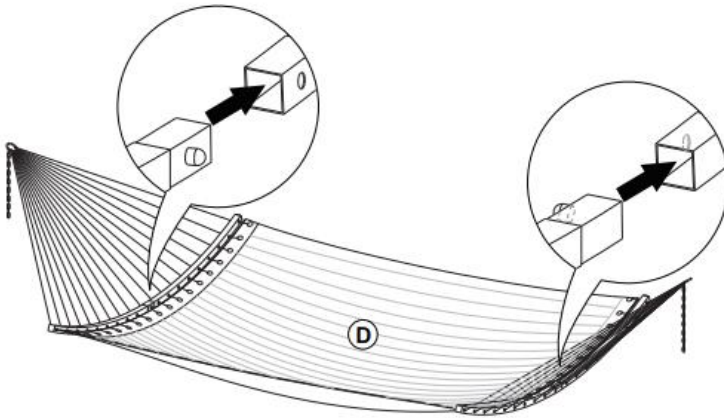


### SCHRITT 3

Stecken Sie den Knopf des Blechs auf beiden Seiten der Stange in die Öffnung .

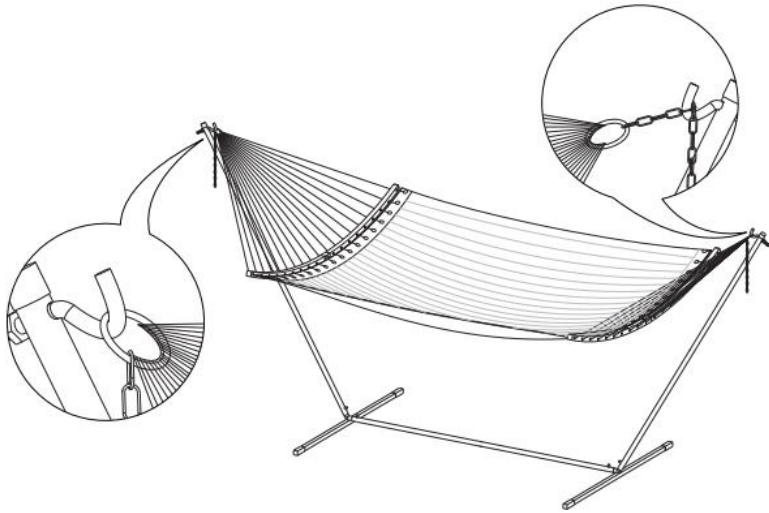
#### **(GEBOGENER BAMBUSSTAB)**

Hinweis: Die Stangen sollten nahe am Rand des Bettlakens liegen. Lass das nicht zu Die Stäbe weichen zu weit von der Bettdecke ab.



Passen Sie die Höhe der Hängematte an, indem Sie die Kette am Haken aufhängen.

Hinweis: Je weniger Ketten verwendet werden, desto höher ist der Abstand der Hängematte zum Boden .



**Adresse:** Baoshanqu Shuangchenglu 803long 11hao 1602A-1609shi Shanghai

**Importiert nach AUS:** SIHAO PTY LTD, 1 ROKEVA STREETEASTWOOD NSW 2122  
Australien

**In die USA importiert:** Sanven Technology Ltd. Suite 250, 9166 Anaheim Place, Rancho  
Cucamonga, CA 91730



SHUNSHUN GmbH  
Römeräcker 9 Z2021,76351  
Linkenheim-Hochstetten, Germany  
euvertreter@gmail.com  
+49 1727041930



Pooledas Group Ltd  
Unit 5 Albert Edward House, The  
Pavilions Preston, United Kingdom  
pooledas123@gmail.com  
01772418127

**In China hergestellt**



**VEVOR**<sup>®</sup>  
TOUGH TOOLS, HALF PRICE

Technisch Support- und E-Garantiezertifikat  
[www.vevor.com/support](http://www.vevor.com/support)