

USER MANUAL



▲ Warning:

This device complies with part 15 of the FCC Rules. Operation is subject to the following two conditions: (1) This device may not cause harmful interference, and (2) this device must accept any interference received, including interference that may cause undesired operation.

Note: This equipment has been tested and found to comply with the limits for a Class B digital device, pursuant to part 15 of the FCC Rules. These limits are designed to provide reasonable protection against harmful interference in a residential installation. This equipment generates, uses and can radiate radio frequency energy and, if not installed and used in accordance with the instructions, may cause harmful interference to radio communications. However, there is no guarantee that interference will not occur in a particular installation. If this equipment does cause harmful interference to radio or television reception, which can be determined by turning the equipment off and on, the user is encouraged to try to correct the interference by one or more of the following measures:

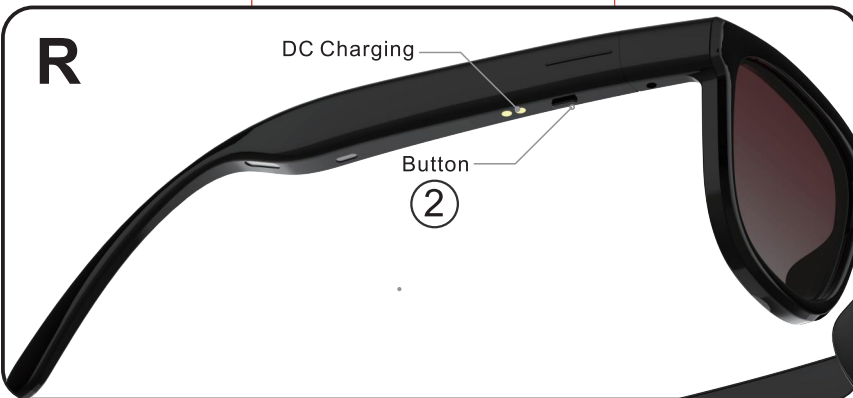

- Reorient or relocate the receiving antenna.
- Increase the separation between the equipment and receiver.
- Connect the equipment into an outlet on a circuit different from that to which the receiver is connected.
- Consult the dealer or an experienced radio/TV technician for help.

Important: Change or modifications not expressly approved by the manufacturer responsible for compliance could void the user's authority to operate the equipment.

The device has been evaluated to meet general RF exposure requirement. The device can be used in portable exposure condition without restriction.

SPECIFICATION

- Working Range: 10m
- Battery: 150mAh
- Music & Call Time: 5 hours
- Standby time: 50 hours
- Charge Time: 1.5 hours
- Input: 5V 1A

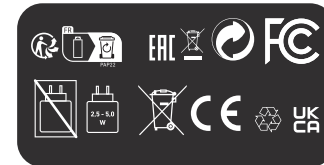


English

- Connected Device
 - Turn On Wireless, Search and select AudioShade X01 "from the detected devices"
- Charging
 - Magnetic charging: LED indicator in red light meaning it's charging. LED indicator light off meaning it's fully charged. (It takes 90 minutes to fully charged.)
- APP download
 - To download the app, please go to the "App Store" or scan below QR code and search for "Original Sound" to install it.



Function	Action
End call/Pick Up call	👆②
Reject call	👆②-1.5🕒
Pause/Start music /playback	👆②
Voice assistant	👆👆②
Photochromic lenses	👆①



用户说明书



警告：

注意：本设备经测试确认符合FCC规则第15部分对B类数字设备的限制要求。这些限制旨在为住宅安装提供合理的防有害干扰保护。本设备会产生、使用并可能辐射射频能量，若未按说明书安装和使用，可能对无线电通信造成有害干扰。然而，并不能保证在特定安装中绝对不会发生干扰。如果本设备确实对收音机或电视接收造成有害干扰（可通过关闭再开启设备确认），建议用户尝试采取以下一种或多种措施排除干扰：

- 重新调整或移动接收天线。
- 加大设备与接收器之间的间距。
- 将设备接入与接收器不同回路的电源插座。
- 咨询经销商或经验丰富的无线电/电视技术人员寻求帮助。

重要提示：未经负责合规的制造商明确批准的改动或改装，可能导致用户失去操作本设备的授权。

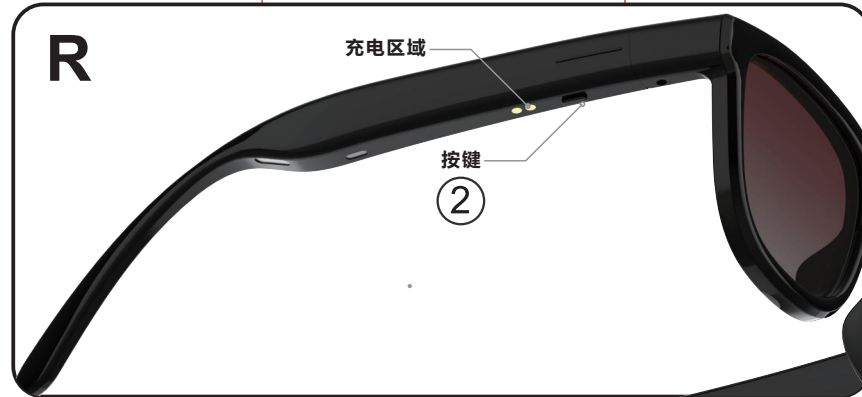
产品参数

工作范围：10米
电池容量：150mAh
音乐/接打电话：5H
待机时间：50H
充电时间：1.5H
电源：5V 1A

R



R



中文

已连接设备

- 打开无线功能，从检测到的设备中搜索并选择AudioShade X01

充电

- 磁吸充电：LED指示灯红光表示正在充电。LED指示灯熄灭表示已充满电。（充满电需90分钟。）

APP下载

- 请在“App Store”搜寻“原声”App或者扫描下方二维码进行下载安装。



功能	操作
接通/结束通话	👉②
拒接电话	👉②-1.5🕒
暂停/播放音乐/回放	👉②
语音助手	👉👉②
镜片变色	👉①

