

105*75mm

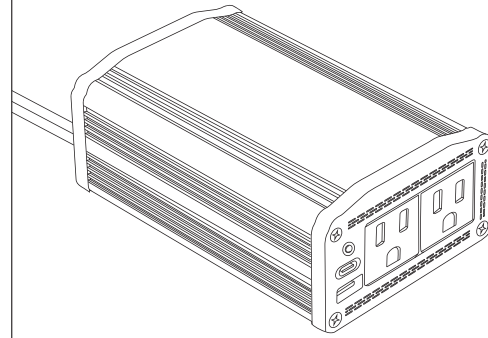
ALLWEI

300W Power inverter
Instruction Manual

Model: SGR-NX3011SK-6

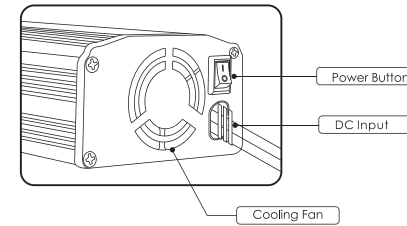
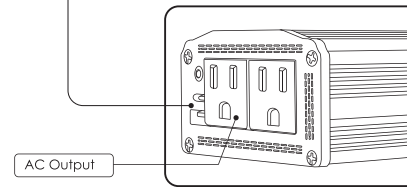
Preface:

Thanks for purchasing our 300W power inverter, Please read this manual carefully before using, if you have any question, please contact with us.



Overview

USB-C Single port output: 65W Max*1
USB-A Single port output: Fast charge 18W Max*1
Dual ports simultaneous output: 5V 3A Max(Total)



Warranty & Customer Support

Thanks for purchasing our 300W car inverter, if you have any questions about it, please feel free to get in touch with us.

The Power Inverter is covered warranty for 18 months from the date of its original purchase.

For questions, support, or warranty claims, Please contact us directly.

✉ allweiservice@outlook.com

Please note, we can only provide after sales service for products purchased directly from us, if you have purchased from other seller, please contact them directly for service or warranty issues.



Package contents:

- 1 x 300W Power Inverter
- 1 x User Manual

Tech Specification:

Input Voltage	DC 12V
AC Output	110V~120VAC
Output Frequency	60Hz±2Hz
Output Waveform	Modified sine wave
Rated Power	300W
Peak Power	600W
USB Output	USB-C Single port output: 65W Max*1 5V3A; 9V3A; 12V3A; 15V3A; 20V3.25A (65W Max) USB-A Single port output: Fast charge 18W Max*1 Dual ports simultaneous output: 5V 3A Max (Total)
Low Voltage	10.0V±0.5V
Over Voltage	16.0V±0.5V
Over heat Protection	65±5°C
Over load Protection	340±20W
Cooling	1 Temperature-controlled Cooling fan
Size	5.1*3.1*1.8inch
Weight	1.4pounds

Getting Started

1. Start your car engine and insert the inverter car outlet plug into the car 12V outlet
2. Press the inverter power button to power on.
3. Connect your AC-powered, USB-powered devices to the AC outlet or USB ports on the inverter.
4. Unplug your devices when fully charged and unplug the power inverter when not in use.

LED Lights:

No light flash	No power supply or the inverter is damaged
Green light flash	Ready or in using
Red light flash	Warning

Trouble Clearing

Phenomena	Fault verification and solution
no power input (indicator light is not on)	please make sure you have plugged in the cigarette lighter, whether its size is ok, and make sure the Output Voltage of car cigarette lighter is 12V. Please make sure whether the auto fuse and inverter's built-in fuse are ok. (contact us)
Stop Working in the Process of Using	Please make sure if the indicator light turns red, which means the product accessed to protection state. (Please make sure whether it is beyond the scope of protection) You can unplug the connector and restart it if you have eliminated all protection state.

Product Care:

- This product is designed for 12V car sockets. Do not use it with 24V car socket
- Make sure the power demand of your connected devices doesn't exceed the 150W total power output rating when use on 12V car cigarette port. Do not overload this inverter or plug any cigarette adaptor or extra extension cable into the 12V input.
- This product is a modified sine wave inverter. Some sensitive devices like professional audio equipment, and medical devices require a pure sine wave inverter. Refer to your device's manual or contact the manufacturer for details. It's normal for this inverter to generate heat during use.
- Do not cover the inverter or block the ventilation area. Keep away from liquids and extreme heat.

FAQs and Solutions:

1. How does the fan of the inverter work ?

When you turn on the switch, the fan will be half-started which means that the fan speed is only half, the temperature is about 42 °C, the fan is fully open and fully rotated. So when you don't use the inverter, you can turn off the AC switch.

2. Does this Inverter can automatically shut down?

Yes, the Inverter has the production of low-voltage (10.0±0.5V). And it's recommended to pull out the Inverter when not using.

3. Can I use the cigarette lighter for any electric appliances?

No, When the electric appliance is powered less than 150W, please use cigarette lighter; when more than 150W, it should be used out of car with the Alligator Clip (please purchase separately).

4. Can I use USB port if not switching on?

Yes, you can, the switch is just control AC outlets.

5. How can I know the voltage of my car?

Please check around the cigarette lighter or contact car manufacturer to know.

6. Why Measured inverter output is too low by a Voltmeter?

Because this inverter is Modified sine wave, its output requires "true rms" multimeter to test, which can get accurate measurement. Ordinary multimeter can't measure the true voltage.

