

**KAKEI**<sup>®</sup>



---

[www.kakeiproducts.com](http://www.kakeiproducts.com)



# CONTENTS

● About Us	01
● Factory Equipment	03
● Chain Selection	07
● Saw Chain Terminology & Future	08
● Chain Cutter Sequence Terminology	10
● Saw Chain Numbering System	11
● Chain Review	13
<b>1/4"</b> 1/4" KAKEI SAW CHAIN REVIEW	<b>3/8"</b> 3/8"low profile KAKEI SAW CHAIN REVIEW <small>low profile</small>
<b>.325"</b> .325" KAKEI SAW CHAIN REVIEW	<b>3/8"</b> 3/8" KAKEI SAW CHAIN REVIEW
<b>.404"</b> .404" KAKEI SAW CHAIN REVIEW	
● Guide Bar Part Number System	21
● Bar Mounts	22
● Packing	24



**ABOUT US** / ZHEJIANG KARUI MACHINERY CO.,LTD



One of China's top 500 machinery enterprises



Annual capacity of saw chains: 8million loops



Annual capacity of guide bars: 3million pieces



The company focus on saw chains, guides and other parts. Invested a huge funds in research and development of saw chain technology,, has first-class production equipment, advanced manufacturing technology and complete testing methods. All raw materials are imported from Germany. A production line with an annual output of 8 million saw chains and 3 million guide bars has been completed. The company adhering to the artisan spirit of "dedication, lean, focus, innovation", is committed to technological progress and management innovation, In strict accordance with ISO9001: 2015 quality management system specifications, a complete and scientific quality management system has been established to continuously improve product quality and continuously meet customer demand for high-quality products.



Zhejiang Karui Machinery Co., Ltd. is a core subsidiaries of China's top 500 machinery group Roshow Group, specializing in the production of garden and logging tools and accessories. One of the leading manufacturer in the industry.





# FACTORY EQUIPMENT

New energy vehicles factory transforms and manufactures garden tools and accessories to reduce dimensionality. Advanced processing and manufacturing inspection equipment ensures high-quality chains and guide bars.

USA Technology Automatic assembling Line



Punching machine



Cutter grinding machine Designed by USA



The equipment for heating processing





Roller coating line



Guide bar welding line



Ultraviolet LED Inkjet Printer



Universal tester



Projection profiler

**INSPECTION EQUIPMENT**



Tooth shape tester



Projector




Coating Thickness Gauge Machine and Hardness Tester



# CHAIN SELECTION

## Professional User

Loggers, millwrights, forestry workers, and other highly skilled woodcutters require products designed for the demands of their tough professions. KAKEI makes products that are strong, durable, reliable and with top performance.



Maintenance area	1 hectare-2 hectares
Saw size	38-62cc 50cc+
Size of wood	0cm-90cm diameter
Marking	<b>P</b>

## Occasional User

Simplicity and reliability for tree care jobs. You need a tool that can cut a stubborn tree or make that Saturday set aside for yardwork pleasant and satisfying. KAKEI occasional user products were designed for reliable performance.

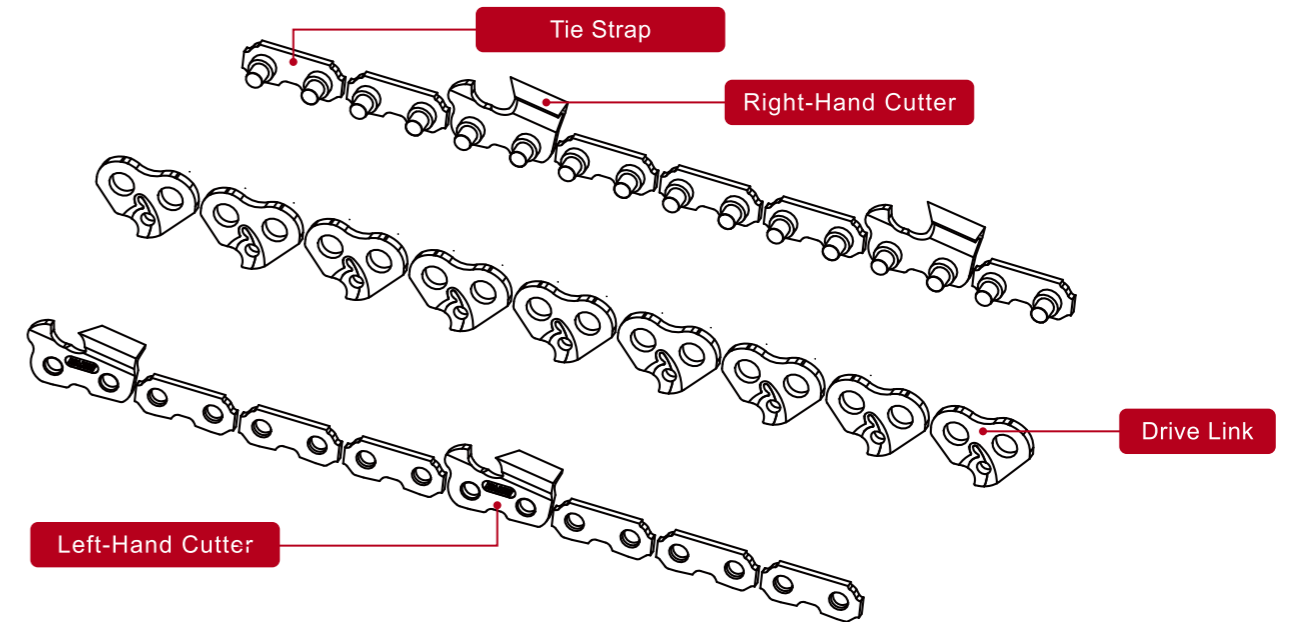


Maintenance area	500 square meters
Saw size	within 45cc
Size of wood	0cm-30cm diameter
Marking	<b>O</b>



# SAW CHAIN TERMINOLOGY & FUTURE

## Exploded View of Saw Chain

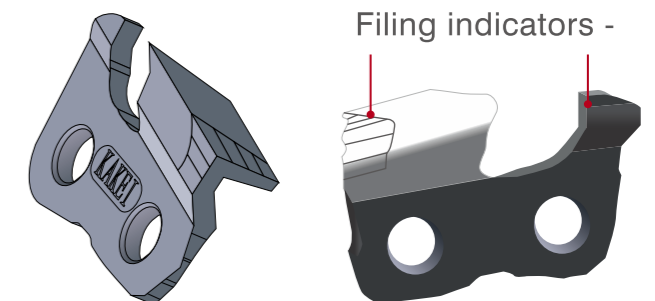


## Kickback Reducing Design



## Filing Indicators

Your sharpening made easier and more accurate. Special filing marks show the best top-plate angle. Lines make it easier for filing the correct top-plate angle and help maintain equal cutter lengths. Filing indicators show you when cutters have reached the end of their life. Cutters should not be sharpened beyond the line.



## Blued Components

Our Blued Components give you high-quality resistance to corrosion with the presence of protective oil. A precise and controlled tempering process results in a blue surface, designating our best-in-class saw chain.



## Chrome-Plated Cutter ( Japanese technology )



Your chain stays sharper, longer. KAKEI electroplates a layer of industrial hard chrome to all our saw chain cutters. Chrome delivers a harder surface and better wear resistance. So you spend more time cutting and less time filing or grinding the chain.

Chrome-Plated Cutter

## Laser Marking



KAKEI Saw Chain will use laser marking at each saw chain. It can greatly improve the production efficiency and shorten the delivery time. And it is also a new concept saw chain, which is good for the market.

Laser Marking

## Golden Tie Strap



The figure at the golden tie strap can make it easier for you to know what the saw chain is and how many drive links of the saw chain. It makes sharpening easier with start and stop identification.



## CHAIN CUTTER SEQUENCE TERMINOLOGY

Standard —————

Semi-skip —————

Skip —————

### Why Choose "Semi-Skip" Or "Skip" Sequence Chain?

Consumer Users of chain saws will probably never need to use a semi skip or skip sequence chain. However, professional chain saw operators who use their saw frequently and who use longer bars may prefer a semi-skip or skip chain for these reasons:

- Fewer cutters to sharpen makes sharpening faster and easier.
- Greater clearance for better chip flow- the larger the wood being cut and the longer the bar used, the more important good chip flow becomes.
- The type of wood being cut and other factors will affect the choice of the chain type and chain sequence, but with the full size 3/8" pitch and .404" pitch chains, preferred by professional operators who use longer bars, the following general guidelines will be useful.

Bar length consideration for semi-skip and skip chain

Chain sequence	Recommended bar lengths
Standard	up to 24"(60cm)
Semi-skip	24" to 32"(60-80cm)
Skip	32" and longer (80cm+)



### R Lubrication Systems

- Velocity flow of oil is created due to rotation of the saw chain. The R channel system works like a spray lubrication system. Resulting in optimal oil supply to rivets for reduced friction and improved overall lubrication.
- Wave line of precise oil well pattern increases the surface tension for oil to apply on drive links. Resulting in reduced friction and improved overall lubrication.
- The hole has a function of a reservoir for distribution of oil to drive links. Resulting in reduced friction and improved overall lubrication.



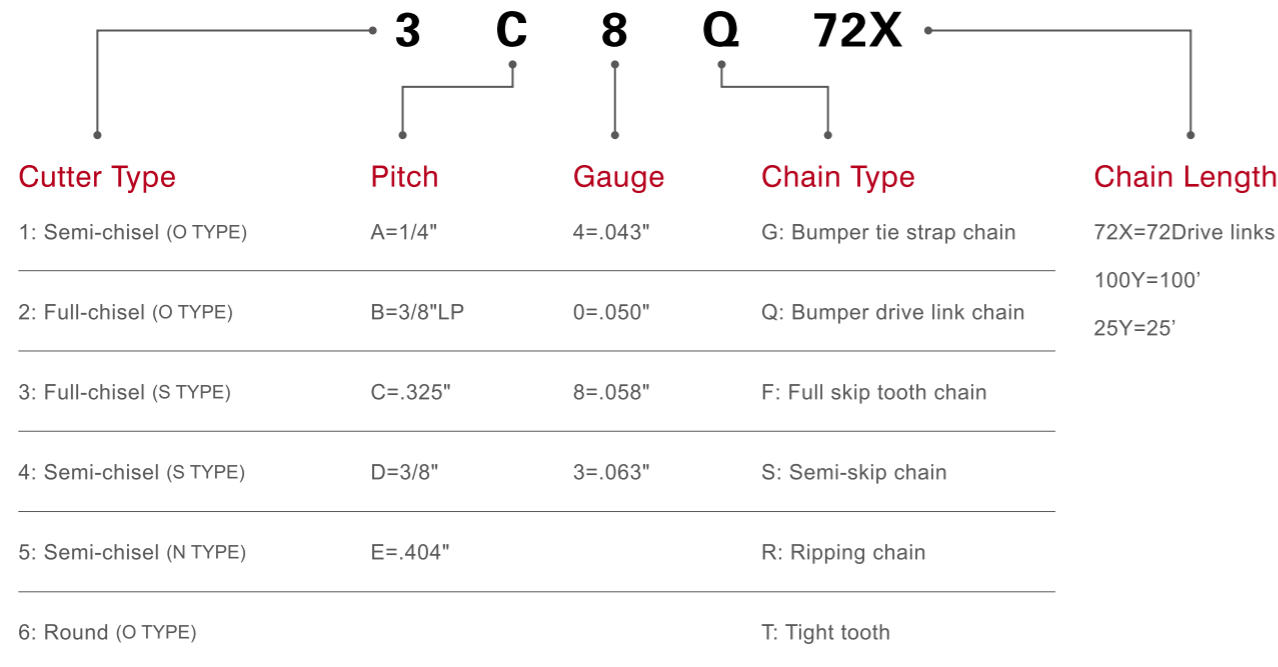
Wave line of precise oil

Reservoir hole



# SAW CHAIN NUMBERING SYSTEM

## Example Part Number



## Competitive Chain Cross-Reference

Pitch	Gauge	Cutter	KAKEI	Oregon	Stihl	Carlton	Husqvarna
1/4"	.043"	Semi- chisel	4A4Q		PM3		
1/4"	.050"	Semi- chisel	1A0Q	25AP	13RM	E1MC-BL	H00
3/8"LP	.043"	Semi-chisel	1B4G	90SG	61PMN	N4C-BL	
			1B4	90VS		N4C	
			5B4				
		Full-chisel	1B4Q	90PXL	61PMN	N4C-BL	H38
3/8"LP	.050"	Semi-chisel	3B4				
			1B0G	91VG	63PM1	N1C-BL	H36
			1B0	91VXL	63PM	N1C	H35
		Full-chisel	5B0				
.325"	.050"	Semi-chisel	1B0Q	91PXL	63PM1	N1C-BL	
			3B0		PS3		
		Full-chisel	1C0Q	20BPX	23RM	K1C-BL	H22
			1C0			K1C	
.325"	.058"	Semi-chisel	2C0Q	20LPX	23RS	K1L-BL	H23
			3C0Q				
		Full-chisel	2C0			K1L	
			3C0				
.325"	.063"	Semi-chisel	1C8Q	21BPX	25RM	K2C-BL	H25
			1C8			K2C	
		Full-chisel	2C8Q	21LPX	25RS	K2L-BL	H21
			3C8Q				
.325"	.063"	Semi-chisel	2C8			K2L	
			3C8				
		Full-chisel	1C3Q	22BPX	26RM	K3C-BL	H28
			1C3			K3C	
3/8"	.050"	Semi-chisel	2C3Q	22LPX	26RS	K3L-BL	H26
			3C3Q				
		Full-chisel	2C3			K3L	
			3C3				
3/8"	.050"	Semi-chisel	1D0Q	72DPX	33RM1	A1EP-BL	H51
			1D0		33RM	A1EP	
		Full-chisel	1D0R	72RD		A1EP-RP	
			2D0Q	72LPX		A1LM-BL	H46
3/8"	.058"	Semi-chisel	2D0	72LGX/72EXL	33RS	A1LM	H47
			3D0				
		Full-chisel	1D8Q	73DPX	35RM1	A2EP-BL	H54
			1D8		35RM	A2EP	
3/8"	.063"	Semi-chisel	1D8R	73RD		A2EP-RP	
			2D8Q	73LPX	35RS1	A2LM-BL	H42
		3D8Q					
		Full-chisel	2D8	73LGX/73EXL	35RS	A2LM	H48
3D8							
3/8"	.063"	Semi-chisel	1D3Q	75DPX	36RM1	A3EP-BL	H58
			1D3		36RM	A3EP	
		Full-chisel	1D3R	75RD		A3EP-RP	
			2D3Q	75LPX	36RS1	A3LM-BL	H45
.404"	.063"	Semi-chisel	2D3	75LGX/75EXL	36RS	A3LM	H50
			3D3				
		Round	1E3	27	46RM	B3EP	
			1E3R	27R			
Full-chisel	3E3	59L	46RS	B3LM	H57		
	6E3	59AC					




# CHAIN REVIEW




**1/4"**

## KAKEI SAW CHAIN REVIEW

4A4Q,1A0Q is light-weight,smooth chain, ideal for pruning、 carving — our Micro Chisel cutters have small-radius working corners for excellent performance, and they are easy to maintain, making it easy to use and maneuver.

*Recommended for saws up to 38cc and bar up to 16"(40cm)*



KAKEI <sup>®</sup>	GAUGE	Bumper drive link	Bumper Tie strap	CUTTER TYPE			O TYPE	S TYPE
<b>1/4"</b>				?	?	?		
4A4Q	.043"(1.1mm)	√		√				√



KAKEI <sup>®</sup>	GAUGE	Bumper drive link	Bumper Tie strap	CUTTER TYPE			O TYPE	S TYPE
<b>1/4"</b>				?	?	?		
1A0Q	.050"(1.3mm)	√		√			√	







**3/8"**  
low profile


## KAKEI SAW CHAIN REVIEW




Work longer in dirty conditions with this more durable version of our aggressive 3/8" low profile chain. An ideal for homeowners and occasional users who want a low vibration and low kickback saw chain in commercial operations such as tree surgery and pruning. They are durable, easy to maintain and forgiving, comparable to round cornered chains.

*Recommended for saws up to 42cc and bar up to 18"(45cm)*



KAKEI <sup>®</sup>	GAUGE	Bumper drive link	Bumper Tie strap	CUTTER TYPE			O TYPE	S TYPE
<b>3/8"</b> low profile				?	?	?		
1B4G	.043"(1.1mm)		√	√			√	
1B0G	.050"(1.3mm)		√	√			√	



KAKEI <sup>®</sup>	GAUGE	Bumper drive link	Bumper Tie strap	CUTTER TYPE			O TYPE	S TYPE
<b>3/8"</b> low profile				?	?	?		
1B4Q	.043"(1.1mm)	√		√			√	
1B0Q	.050"(1.3mm)	√		√			√	



KAKEI <sup>®</sup>	GAUGE	Bumper drive link	Bumper Tie strap	CUTTER TYPE			O TYPE	S TYPE
<b>3/8"</b> low profile				?	?	?		
1B4	.043"(1.1mm)				√		√	
1B0	.050"(1.3mm)				√		√	



KAKEI <sup>®</sup>	GAUGE	Bumper drive link	Bumper Tie strap	CUTTER TYPE			O TYPE	S TYPE
<b>3/8"</b> low profile				?	?	?		
3B4	.043"(1.1mm)				√			√
3B0	.050"(1.3mm)				√			√



KAKEI <sup>®</sup>	GAUGE	Bumper drive link	Bumper Tie strap	CUTTER TYPE			O TYPE	N TYPE
<b>3/8"</b> low profile				?	?	?		
5B4	.043"(1.1mm)				√			√
5B0	.050"(1.3mm)				√			√

**.325"**

**KAKEI SAW CHAIN REVIEW**

Extend time between sharpenings with this more durable version of our efficient narrow kerf cutting system; cuts up to 3 times longer. Ideal choice when using mid-sized saws up to 42 cc in dirty and abrasive conditions.

*Recommended for saws of 42cc to 60cc and guide bar from 16" to 22"(40to 55cm)*



KAKEI <sup>®</sup>	GAUGE	Bumper drive link	Bumper Tie strap	CUTTER TYPE			O TYPE	S TYPE
<b>.325"</b>				?	?	?		
1C0Q	.050"(1.3mm)	√			√		√	
1C8Q	.058"(1.5mm)	√			√		√	
1C3Q	.063"(1.6mm)	√			√		√	



KAKEI <sup>®</sup>	GAUGE	Bumper drive link	Bumper Tie strap	CUTTER TYPE			O TYPE	S TYPE
<b>.325"</b>				?	?	?		
1C0	.050"(1.3mm)				√		√	
1C8	.058"(1.5mm)				√		√	
1C3	.063"(1.6mm)				√		√	



KAKEI <sup>®</sup>	GAUGE	Bumper drive link	Bumper Tie strap	CUTTER TYPE			O TYPE	S TYPE
<b>.325"</b>				?	?	?		
2C0Q	.050"(1.3mm)	√			√		√	
2C8Q	.058"(1.5mm)	√			√		√	
2C3Q	.063"(1.6mm)	√			√		√	





KAKEI <sup>®</sup>	GAUGE	Bumper drive link	Bumper Tie strap	CUTTER TYPE			O TYPE	S TYPE
<b>.325"</b>				?	?	?		
3C0Q	.050"(1.3mm)	√				√		√
3C8Q	.058"(1.5mm)	√				√		√
3C3Q	.063"(1.6mm)	√				√		√



KAKEI <sup>®</sup>	GAUGE	Bumper drive link	Bumper Tie strap	CUTTER TYPE			O TYPE	S TYPE
<b>.325"</b>				?	?	?		
2C0	.050"(1.3mm)					√	√	
2C8	.058"(1.5mm)					√	√	
2C3	.063"(1.6mm)					√	√	



KAKEI <sup>®</sup>	GAUGE	Bumper drive link	Bumper Tie strap	CUTTER TYPE			O TYPE	S TYPE
<b>.325"</b>				?	?	?		
3C0	.050"(1.3mm)					√		√
3C8	.058"(1.5mm)					√		√
3C3	.063"(1.6mm)					√		√

**3/8"**

**KAKEI SAW CHAIN REVIEW**

An ideal chain for professional woodcutters who use 3/8" pitch saws. Low-vibration, sharper cutters offer top performance.cuts up to 3 times longer.Maintain with standard maintenance tools.

*Recommended for saws of 50cc to 100cc and guide bar from 16" to 24"(40to 60cm)*



KAKEI <sup>®</sup>	GAUGE	Bumper drive link	Bumper Tie strap	CUTTER TYPE			O TYPE	S TYPE
<b>3/8"</b>				?	?	?		
1D0Q	.050"(1.3mm)	√				√		√
1D8Q	.058"(1.5mm)	√				√		√
1D3Q	.063"(1.6mm)	√				√		√



KAKEI <sup>®</sup>	GAUGE	Bumper drive link	Bumper Tie strap	CUTTER TYPE			O TYPE	S TYPE
<b>3/8"</b>				?	?	?		
1D0	.050"(1.3mm)					√		√
1D8	.058"(1.5mm)					√		√
1D3	.063"(1.6mm)					√		√



KAKEI <sup>®</sup>	GAUGE	Bumper drive link	Bumper Tie strap	CUTTER TYPE			O TYPE	S TYPE
<b>3/8"</b>				?	?	?		
1D0R	.050"(1.3mm)					√		√
1D8R	.058"(1.5mm)					√		√
1D3R	.063"(1.6mm)					√		√





KAKEI	GAUGE	Bumper drive link	Bumper Tie strap	CUTTER TYPE			O TYPE	S TYPE
<b>3/8"</b>				?	?	?		
2D0Q	.050"(1.3mm)	√					√	√
2D8Q	.058"(1.5mm)	√					√	√
2D3Q	.063"(1.6mm)	√					√	√



KAKEI	GAUGE	Bumper drive link	Bumper Tie strap	CUTTER TYPE			O TYPE	S TYPE
<b>3/8"</b>				?	?	?		
2D0	.050"(1.3mm)						√	√
2D8	.058"(1.5mm)						√	√
2D3	.063"(1.6mm)						√	√



KAKEI	GAUGE	Bumper drive link	Bumper Tie strap	CUTTER TYPE			O TYPE	S TYPE
<b>3/8"</b>				?	?	?		
3D0	.050"(1.3mm)						√	√
3D8	.058"(1.5mm)						√	√
3D3	.063"(1.6mm)						√	√

# .404"

## KAKEI SAW CHAIN REVIEW

This is a heavy-duty, high-performance chain for professionals using large saws. Ideal for those who prefer the durability and easy maintenance of sharper cutters.

*Recommended for professional saws up to 65cc and bar up to 20"(50cm)*



KAKEI	GAUGE	Bumper drive link	Bumper Tie strap	CUTTER TYPE			O TYPE	S TYPE
<b>.404"</b>				?	?	?		
1E3R	.063"(1.6mm)						√	√



KAKEI	GAUGE	Bumper drive link	Bumper Tie strap	CUTTER TYPE			O TYPE	S TYPE
<b>.404"</b>				?	?	?		
3E3	.063"(1.6mm)						√	√



KAKEI	GAUGE	Bumper drive link	Bumper Tie strap	CUTTER TYPE			O TYPE	S TYPE
<b>.404"</b>				?	?	?		
6E3	.063"(1.6mm)						√	√





# GUIDE BAR PART NUMBER SYSTEM



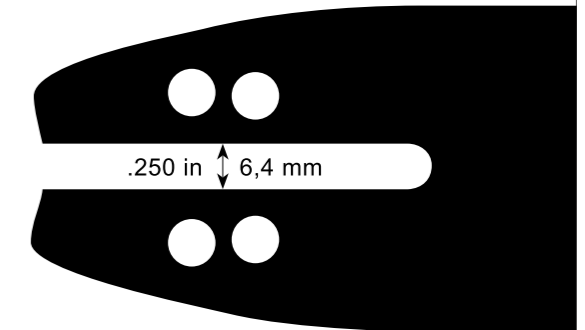
BAR LENGTH(in.)	GAUGE (in.)	PITCH	BALL DIA	TOOTH COUNT	SPROCKET NOSE	BAR MOUNT
08	.043"(4)	1/4"(A)	2(2.56)	00	Single Rivet (n)	A041
10	.050"(0)	3/8"LP(B)	3(3)	07	4 Rivet (f)	A061
12	.058"(8)	.325"(C)	7(3.17)	09	5 Rivet (v)	A047
13	.063"(3)	3/8"(D)	4(4)	10	6 Rivet (s)	A089
14		.404"(E)		11		A095
15				12		A218
16						A318
18						K041
20						K095
21						K216
22						D007
24						D009
						D024
						D025
						D033
						D096
						D176
						D196

# BAR MOUNTS

## A218

### OEM APPLICATIONS :

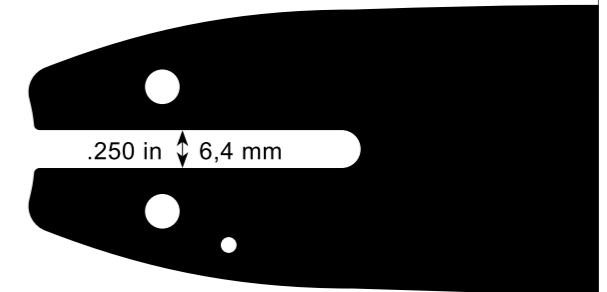
Alko, Black and Decker®, McCulloch®, Power Pruner®/Echo® Power Pruner®, Polesaws, Ryobi®, Shindaiwa, Stiga®



## A318

### OEM APPLICATIONS :

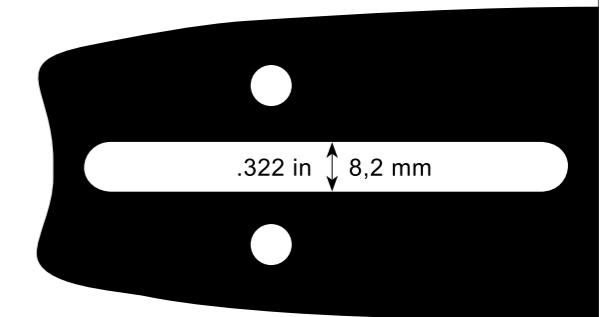
Alko, Black and Decker®, McCulloch®, Ryobi®, Shindaiwa, Stiga®



## K041

### OEM APPLICATIONS :

AEG, Alpina, Dolmar, Homelite®, Husqvarna®, Jonsered®, Makita®, Oleo-Mac®, Partner, Poulan®/Poulan Pro®, Ryobi®, Shindaiwa, Skil, Tanaka®, Zenoah®, and others

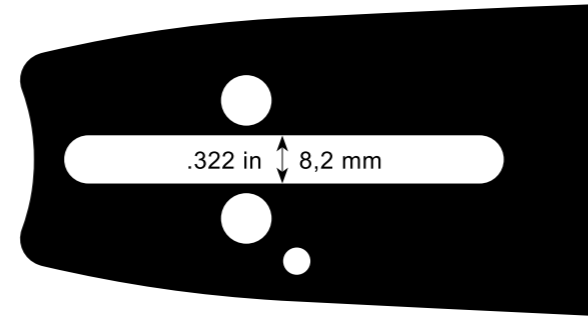


 **PACKING**



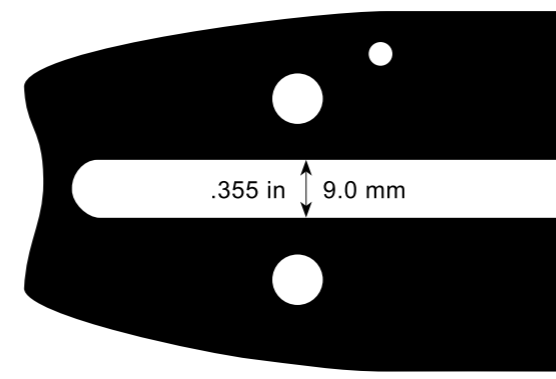
**K095**

**OEM APPLICATIONS :**  
 Alko, Alpina, Castor, Dolmar, Homelite®, Husqvarna®, Jonsered®, Makita®, McCulloch®, Oleo-Mac®, Partner, Shindaiwa, Solo®, Zenoah®, and others



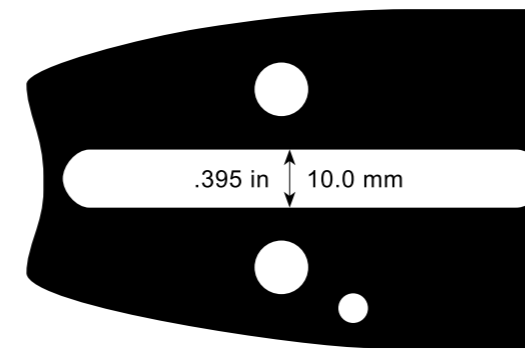
**D009**

**OEM APPLICATIONS :**  
 Alpina, Castor, Dolmar, Husqvarna®, Jonsered®, Makita®, Partner, Shindaiwa, Solo®



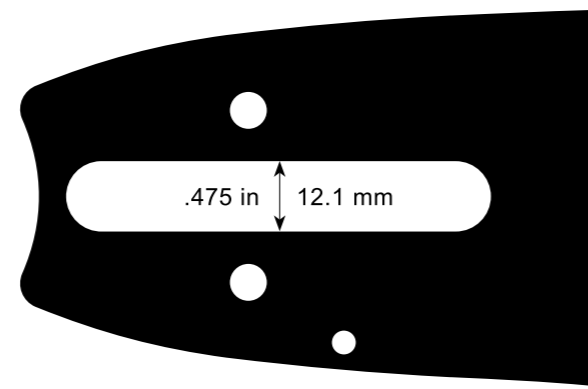
**D024**

**OEM APPLICATIONS :**  
 Efco®, Jonsered®, Oleo-Mac®



**D025**

**OEM APPLICATIONS :**  
 Stihl®



## **ZHEJIANG KARUI MACHINERY CO.,LTD**

Add: No.8 Zhancheng Avenue,Taozhu Street,Zhuji City,Zhejiang Province,China

Tel: 0086-575-89072993

Fax: 0086-575-89072990

Mail: [sales1@kakeiproducts.com](mailto:sales1@kakeiproducts.com)

[www.kakeiproducts.com](http://www.kakeiproducts.com)

