

# Viking Use/Installation Guide



Viking Range Corporation

111 Front Street

Greenwood, Mississippi 38930 USA

(662) 455-1200

For product information,

call 1-888-VIKING1 (845-4641)

or visit the Viking Web site at

[vikingrange.com](http://vikingrange.com)

Outdoor Storage Drawer

## IMPORTANT: PLEASE READ AND FOLLOW

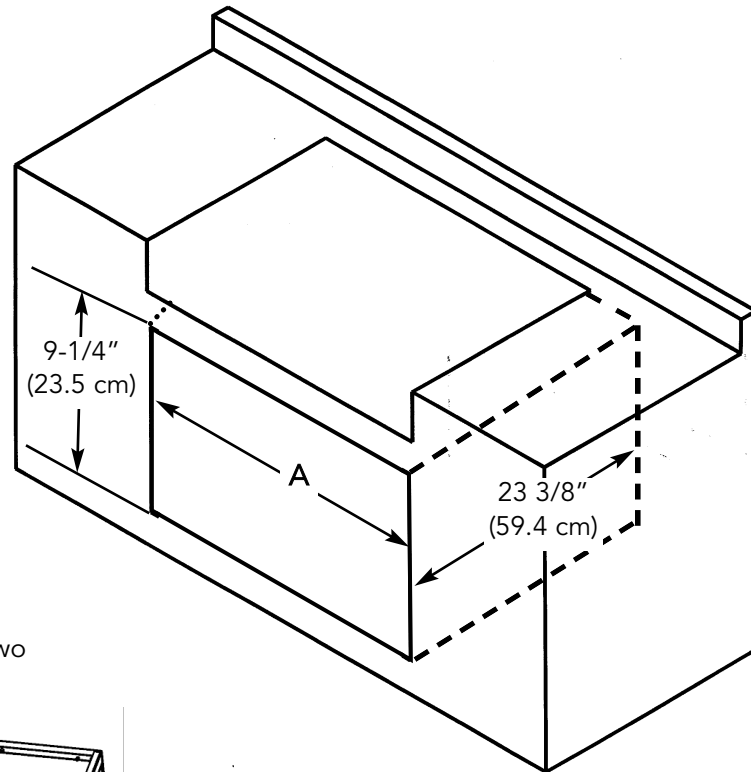
- Before beginning, please read these instructions completely and carefully.
- The installer should leave these instructions with the consumer for future reference.

## UNPACK

1. Locate the unit near installation area.
2. Remove all banding from around carton.
3. Remove all tape and packaging material from the outside and inside of the storage drawer.
4. Keep all carton packaging until your storage drawer has been thoroughly inspected and found to be in good condition.

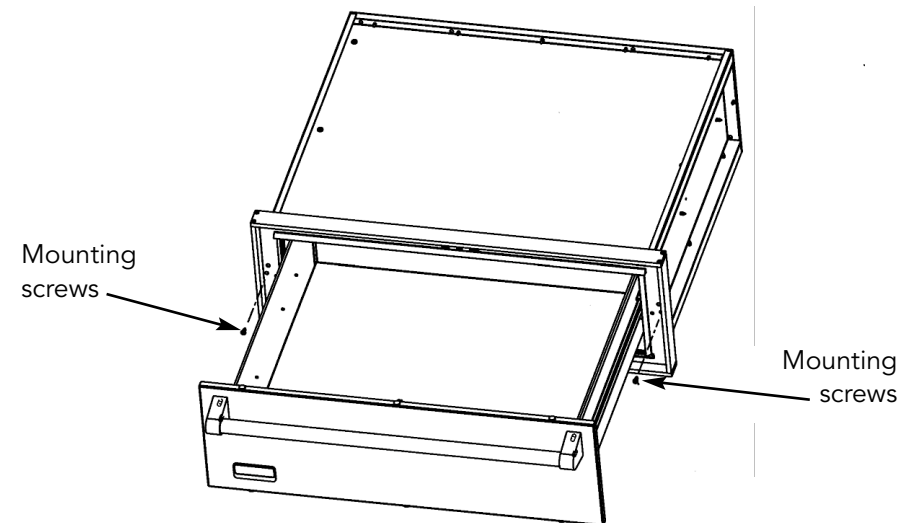
## CABINET CUTOUT

Model	A
27" W.	25" (63.5 cm)
30" W.	28" (71.1 cm)
36" W.	33-3/4" (85.7 cm)

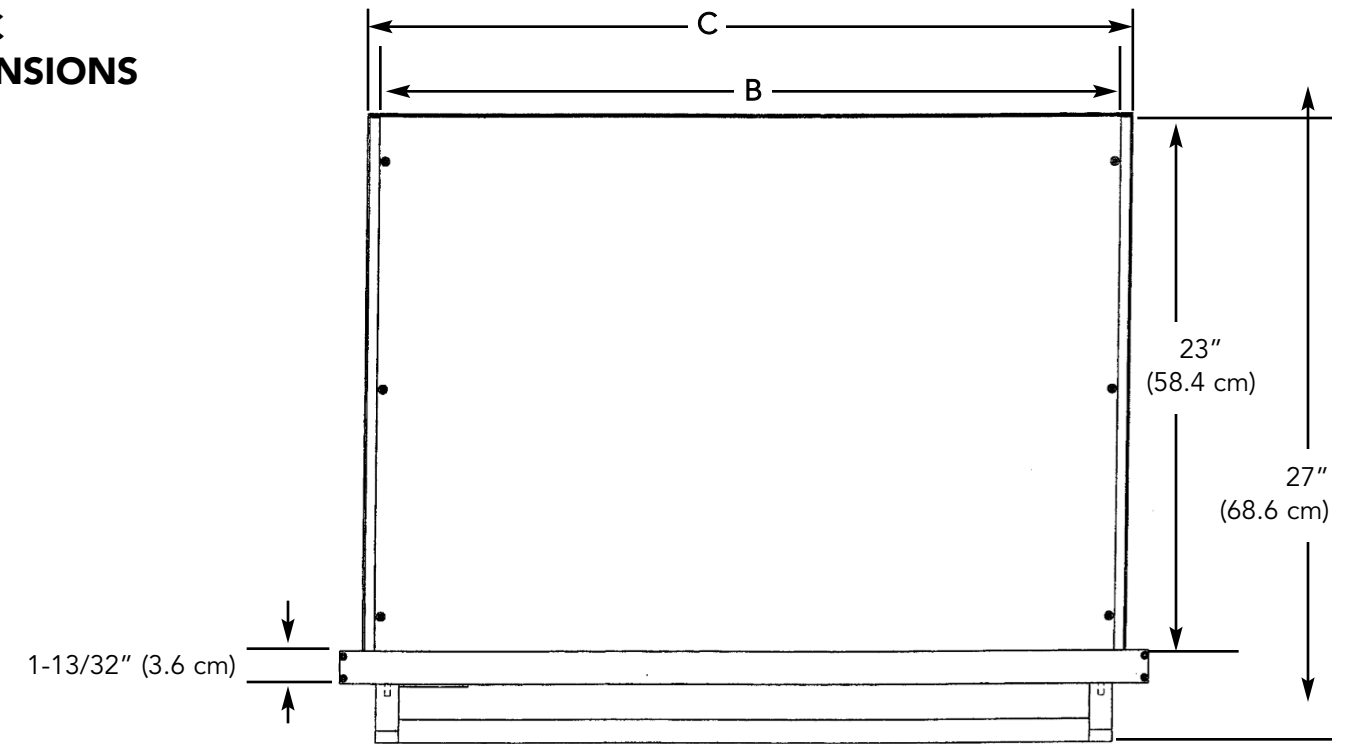


## CABINET INSTALLATION

1. Slide drawer assembly into cabinet opening.
2. Open drawer
3. Permanently secure drawer to cabinet using the two (2) #10 mounting screws provided

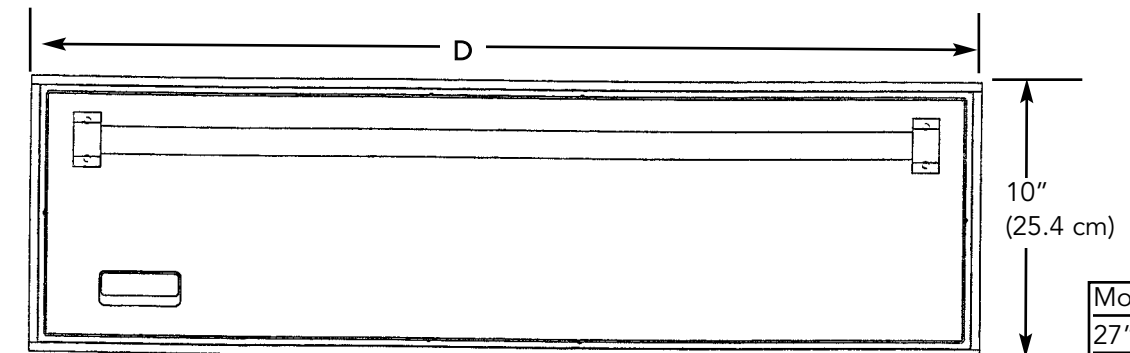


## BASIC DIMENSIONS



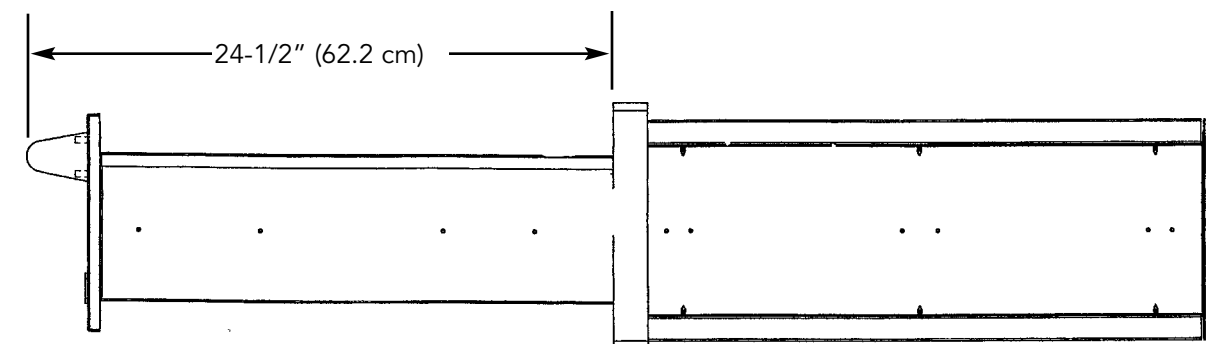
Model	B	C
27" W.	21-3/8" (54.3 cm)	24 1/2" (62.2 cm)
30" W.	24-1/2" (62.2 cm)	27 1/2" (69.9 cm)
36" W.	30-1/8" (76.5 cm)	33 1/4" (84.5 cm)

## FRONT



Model	D
27" W.	26-1/2" (67.3 cm)
30" W.	29-1/2" (74.9 cm)
36" W.	35-1/4" (89.5 cm)

## SIDE



## CLEANING AND MAINTENANCE

### CAUTION

Do not use any cleaning agent with chlorine or chlorine compounds on stainless steel finish. Chlorine and chlorine compounds are corrosive to stainless steel.

1. Some stainless steel parts may have a plastic protective wrap which must be removed. All stainless steel parts should be washed thoroughly with hot, soapy water and with a liquid cleaner designed for this material to remove film residues. If build-up occurs, **do not use** steel wool, abrasive cloths, cleaners, or powders! If it is necessary to scrape stainless steel to remove encrusted material, soak with hot, wet cloths to loosen the material, then use a wood or nylon scraper. Do not use a metal knife, spatula, or any other metal tool to scrape stainless steel! Scratches are almost impossible to remove. Do not permit citrus or tomato juice to remain on a stainless steel surface. Wipe any spills immediately. Citric acid will permanently discolor stainless steel.
2. Wash painted parts with warm soapy water. **Do not use** steel wool, abrasive cleaners, ammonia, or acids which may damage the finish.
3. **CAUTION:** All brass special ordered parts are coated with an epoxy coating. **DO NOT USE BRASS OR ABRASIVE CLEANERS ON THE BRASS OPTION PARTS.** All brass parts should be wiped regularly with hot soapy water. When hot soapy will not do the job, use every day household cleaners that are not abrasive.

## SERVICE INFORMATION

It is assumed that your storage drawer has been properly installed in accordance with all specifications.

If service is required:

1. Call your dealer or authorized service agency. The name of the authorized service agency can be obtained from the dealer or distributor in your area.
2. Have the following information readily available:
  - a. Date purchased
  - b. Name of dealer from whom purchased
3. Clearly describe the problem that you are having.

If you are unable to obtain the name of an authorized service agency, or if you continue to have service problems, contact Viking Range Corporation at (662) 451-4133 or write to:

### VIKING PREFERRED SERVICE

111 Front Street  
Greenwood, Mississippi (MS) 38930 USA

**Record the information indicated below. You will need it if service is ever required.** The model and serial number for your storage drawer are located on the left side of the drawer housing on an identification label. Pull out drawer for access.

Date of Purchase \_\_\_\_\_ Date Installed \_\_\_\_\_

Dealer's Name \_\_\_\_\_

Address \_\_\_\_\_

If service requires installation of parts, use only authorized parts to ensure protection under the warranty.

**PLEASE RETAIN THIS MANUAL FOR FUTURE REFERENCE.**

## PROFESSIONAL SERIES OUTDOOR STORAGE DRAWER WARRANTY

### ONE YEAR FULL WARRANTY

Outdoor storage drawers and all of their component parts, except as detailed below\*, are warranted to be free from defective materials or workmanship in normal household use for a period of twelve (12) months from the date of original retail purchase. Viking Range Corporation, warrantor, agrees to repair or replace, at its option, any part which fails or is found to be defective during the warranty period.

\*Painted and decorative items are warranted to be free from defective materials or workmanship for a period of ninety (90) days from the date of original retail purchase. ANY DEFECTS MUST BE REPORTED TO THE SELLING DEALER WITHIN NINETY (90) DAYS FROM DATE OF ORIGINAL RETAIL PURCHASE.

This warranty extends to the original purchaser of the product warranted hereunder and to each transferee owner of the product during the term of the warranty.

This warranty shall apply to products purchased and located in the United States and Canada. Products must be purchased in the country where service is requested. Warranty labor shall be performed by an authorized Viking Range Corporation service agency or representative. Warranty shall not apply to damage resulting from abuse, accident, natural disaster, alteration, improper installation, improper operation, or repair or service of the product by anyone other than an authorized Viking Range Corporation service agency or representative. This warranty does not apply to commercial usage. Warrantor is not responsible for consequential or incidental damage whether arising out of breach of warranty, breach of contract, or otherwise. Some jurisdictions do not allow the exclusion or limitation of incidental or consequential damages, so the above limitation or exclusion may not apply to you.

Owner shall be responsible for proper installation, providing normal care and maintenance, providing proof of purchase upon request, and making the appliance reasonably accessible for service. If the product or one of its component parts contains a defect or malfunction during the warranty period, after a reasonable number of attempts by the warrantor to remedy the defects or malfunctions, the owner is entitled to either a refund or replacement of the product or its component part or parts. Warrantor's liability on any claim of any kind, with respect to the goods or services covered hereunder, shall in no case exceed the price of the goods or service or part thereof which gives rise to the claim.

**WARRANTY SERVICE:** Under the terms of this warranty, service must be performed by a factory authorized Viking Range Corporation service agent or representative. Service will be provided during normal business hours, and labor performed at overtime or premium rates shall not be covered by this warranty. To obtain warranty service, contact the dealer from whom the product was purchased, an authorized Viking Range Corporation service agent, or Viking Range Corporation. Provide model and serial number and date of original purchase. For the name of your nearest authorized Viking Range Corporation service agency, call the dealer from whom the product was purchased or Viking Range Corporation. **IMPORTANT:** Retain proof of original purchase to establish warranty period.

The return of the Owner Registration Card is not a condition of warranty coverage. You should, however, return the Owner Registration Card so that Viking Range Corporation can contact you should any question of safety arise which could affect you.

Some jurisdictions do not allow limitations on how long an implied warranty lasts, so the above limitation may not apply to you. This warranty gives you specific legal rights, and you may also have other rights which may vary from jurisdiction to jurisdiction.

Specifications subject to change without notice.

