

**TP-LINK®**

The Reliable Choice

Installation Guide

2x2 MIMO Sector Antenna

Model: TL-ANT2415MS & TL-ANT5819MS



# CONTENTS

<b>Introduction</b>	1
<b>Specifications</b>	1
<b>Safety Notice</b>	2
<b>Package Contents</b>	2
<b>Installation Requirements</b>	3
<b>Hardware Overview</b>	3
<b>Hardware Installation</b>	4

# Introduction

The **TL-ANT2415MS**, 2.4GHz 15dBi 2x2 MIMO Sector Antenna, is for use with the outdoor wireless Base Station WBS210 and achieve a stable long-distance signal transmission.

The **TL-ANT5819MS**, 5GHz 19dBi 2x2 MIMO Sector Antenna, is for use with the outdoor wireless Base Station WBS510 and achieve a stable long-distance signal transmission.

# Specifications

Electrical Specifications	TL-ANT2415MS	TL-ANT5819MS
Frequency Range	2.3~2.7GHz	5.0 - 6.0GHz
Gain	15dBi	19dBi
VSWR	1.8 Max	1.8 Max
HPOL Beamwidth	120°(6dB) & 90°(3dB)	120° (6dB) & 90° (3dB)
VPOL Beamwidth	120°(6dB) & 90°(3dB)	120° (6dB) & 90° (3dB)
Elevation Beamwidth	8°	4°
Electrical Downtilt	0°	0°
F/B Ratio	25dB Min	28dB Min
Polarization	Horizontal & Vertical	Horizontal & Vertical
Impedance	50Ω	50Ω
Connector	RP-SMA	RP-SMA

## Mechanical Specifications

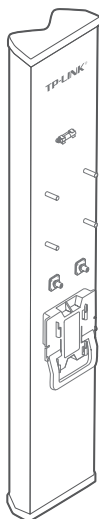
Antenna Dimension	700×133×57mm
Weight	3.5Kg
Rated Wind Velocity	241Km/h
Mounting	Pole Mount

# Safety Notice

Heed all warnings:

- Mount the antenna at a safe location, far away from power lines, lamp posts, and other electrical cables.
- Do not mount the antenna in the rain or thunderstorm.
- Avoid using this product during an electrical storm. There may be a remote risk of electric shock from lightning.
- *For your own safety, please seek a qualified service technician for assistance.*

## Package Contents



Antenna



Hex Nuts  
(M4, Qty.4)



Antenna Mount Bracket



Protective Shroud



Pole-mount Clamps  
(Qty.2)



Bolts with  
Nut and Lock Washer Assemblies  
(M8x85, Qty.4)



Flat Washers  
(φ6, Qty.4)



Adjustable Pole-mount Bracket



Installation Guide



RF Cables  
(Qty.2)



Bolts with  
Nut and Lock Washer Assemblies  
(M6x35, Qty.2)

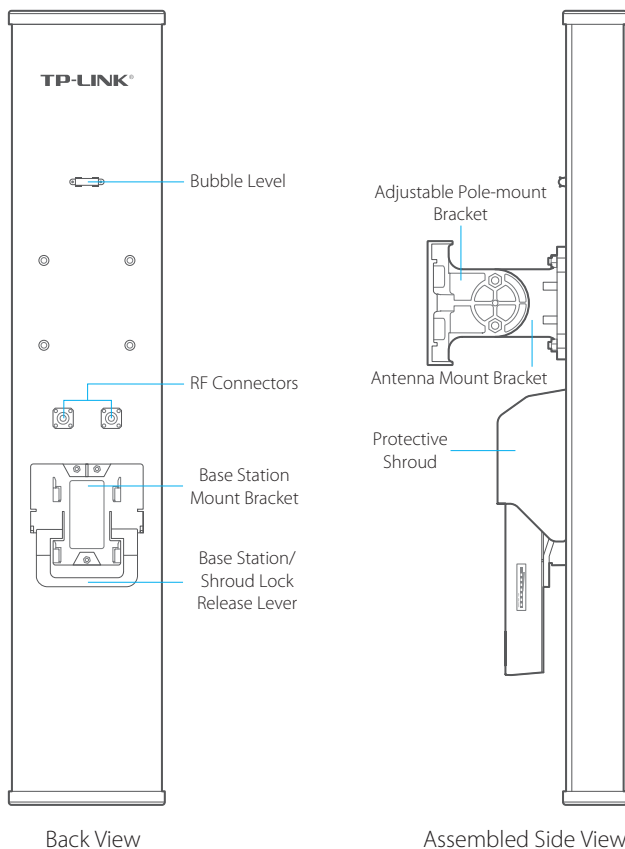


Spring Washers  
(φ6, Qty.4)

# Installation Requirements

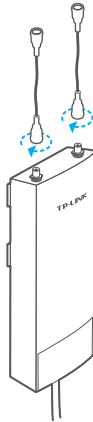
- Outdoor Wireless Base Station (sold separately)
- Wrenches

## Hardware Overview

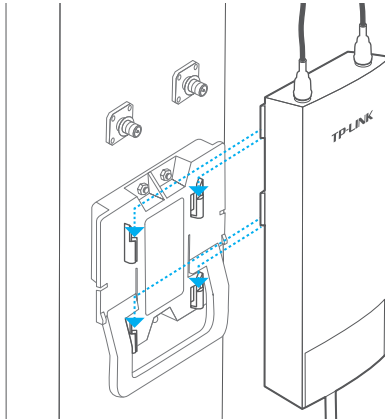


# Hardware Installation

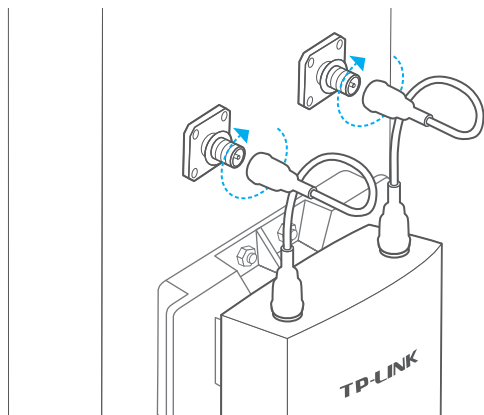
1. Attach the RF Cables to the Base Station.



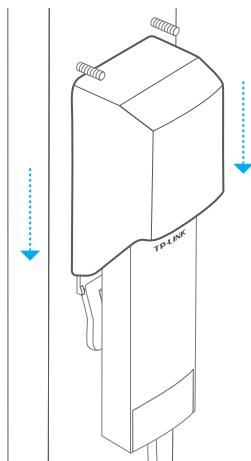
2. Attach the Base Station to the Base Station Mount Bracket as follows:
  - a. Align the mounting tabs on the back of the Base Station with the four mounting slots on the Base Station Mount Bracket.
  - b. Slide the Base Station down until it locks into place.



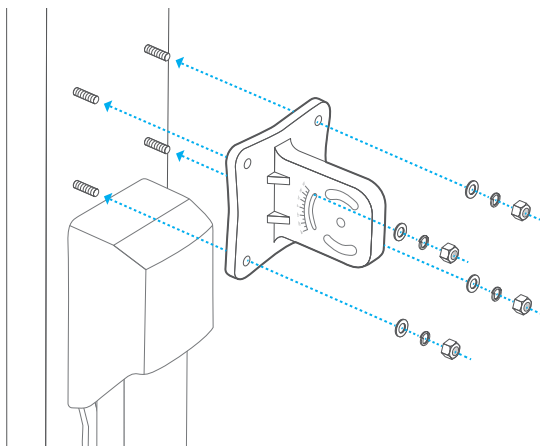
3. Connect the other ends of the RF Cables to the RF Connectors on the antenna.



4. Slide the Protective Shroud down over the Base Station until it locks onto the Base Station Mount Bracket.

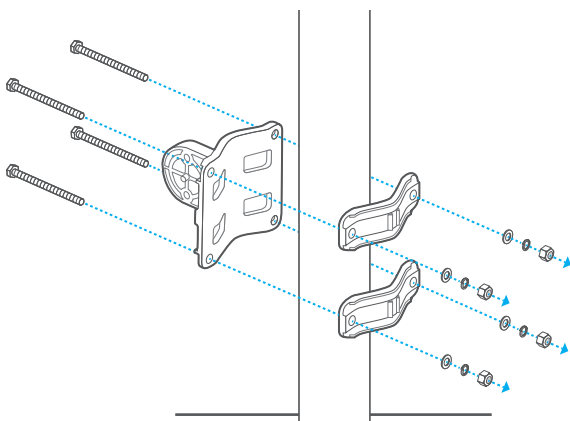


5. Attach the Antenna Mount Bracket to the four studs located on the antenna using the Flat Washers, Spring Washers, and Hex Nuts.



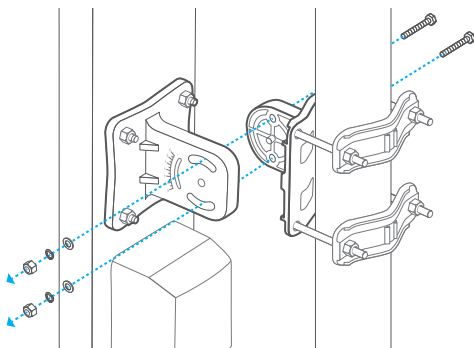
6. Attach the Adjustable Pole-mount Bracket and Pole-mount Clamps to the pole using four M8x85 Bolts with Nut and Lock Washer Assemblies.

**Note:** Pole diameter ranges from 40mm to 80mm.

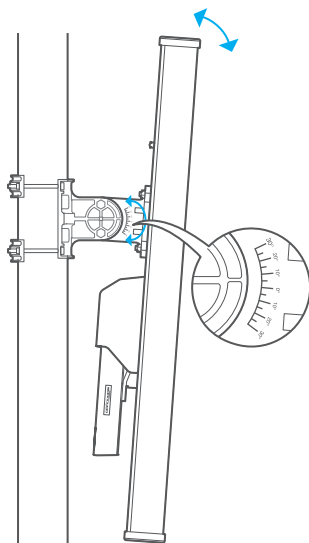


7. Mount the Antenna Mount Bracket to the Adjustable Pole-mount Bracket using two M6x35 Bolts with Nut and Lock Washer Assemblies.

**Note:** Do not over-tighten these bolts and nuts to allow angle adjustment later.



8. Adjust the desired elevation angle of the antenna using the scale marked on the Antenna Mount Bracket, and then tighten the bolt and nut assemblies.





## COPYRIGHT & TRADEMARKS

Specifications are subject to change without notice.

**TP-LINK** is a registered trademark of TP-LINK TECHNOLOGIES CO., LTD. Other brands and product names are trademarks or registered trademarks of their respective holders. No part of the specifications may be reproduced in any form or by any means or used to make any derivative such as translation, transformation, or adaptation without permission from TP-LINK TECHNOLOGIES CO., LTD. Copyright © 2015 TP-LINK TECHNOLOGIES CO., LTD. All rights reserved.

Website: <http://www.tp-link.com>

Tel: +86 755 26504400

E-mail: [support@tp-link.com](mailto:support@tp-link.com)