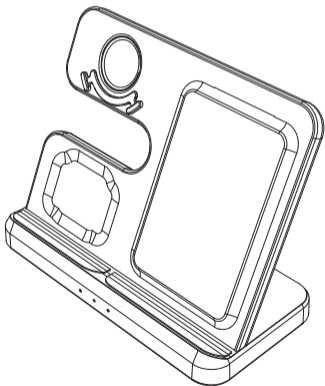


3-in-1 Wireless Charging Station

USER MANUAL

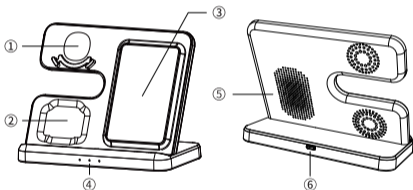
Model: Q10B



Thank you for selecting our product. Before utilizing it, please take the time to thoroughly review and strictly adhere to the included instructions and safety precautions.

Product Details

1. Watch Charging
2. Earbuds Charging
3. Phone Charging
4. Indicator Light
5. Cooling Hole
6. USB-C Port



Specification

- Input: 5V=3A / 9V=2.22A
- Output 1: 15W Max (Phone)
- Output 2: 3W Max (Earbuds)
- Output 3: 2.5W Max (Watch)
- Size: 155 × 75 × 115 mm


Package Contents

- Wireless Charger x 1, QC 3.0 Adapter x 1, Charging Cable x 1, User Manual x 1

Direction for use

1. Connection Instruction

- Connect power adapter to station as illustrated.
- Place the device on the wireless charging surface.
- Charging begins when the device displays its charging icon.



2. Power Indicator Light Instruction

Status	Light Indicator
Power on	The green light stays on for 3 seconds and then goes off
Charging	Green on for 30 seconds and off
Abnormal State	Green light flashes - Metal/foreign object detected or over-voltage/under-voltage protection activated

3. Usage Details

- For optimal charging, cases up to 5mm thick are supported. To avoid interference, please remove cases that contain metal, built-in magnets, or are excessively thick prior to charging.



Attention

- Please use PD20W or QC3.0 compatible power adapter for fast charging.
 - It is normal to get hot while charging, if your phone gets hot seriously and stops charging for a long time, please adjust the position of the charger. Please make sure the center of the charger is aligned with the center of the wireless charger charging zone before charging.
-

Important Safety Instructions

- Do not squeeze or collide.
- Do not disassemble or put it into fire or water to avoid short circuit and leakage.
- Do not use the wireless charger in high temperature, high humidity or corrosive environments to avoid circuit damage and current leakage.
- Do not place the wireless charger too close to magnetic cards with magnetic stripes or chips (ID cards, bank cards, etc.) to avoid the magnetic cards becoming invalid.
- Please stay away from implanted medical devices (pacemakers, implantable headphones, etc.) to avoid magnetic card failure. The distance between the device and the wireless charger should be at least 20 cm to avoid possible interference with medical devices.
- Children should be supervised to ensure that they do not use the wireless charger as a toy to avoid unnecessary accidents.
- The charger and receiver should be kept away from water and other liquids.
- If you need to clean the charger, please disconnect the power supply.
- Please use it at an ambient temperature of 0-45°C.
- This product is suitable for mobile phones, headsets and iWatch 2 & later series that support Qi protocol.

FCC Warning

This device complies with part 15 of the FCC Rules.

Operation is subject to the following two conditions:

- This device may not cause harmful interference.
- This device must accept any interference received, including interference that may cause undesired operation.

Any Changes or modifications not expressly approved by the party responsible for compliance could void the user's authority to operate the equipment.

This equipment has been tested and found to comply with the limits for a Class B digital device, pursuant to part 15 of the FCC Rules. These limits are designed to provide reasonable protection against harmful interference in a residential installation.

This equipment generates uses and can radiate radio frequency energy and, if not installed and used in accordance with the instructions, may cause harmful interference to radio communications.

However, there is no guarantee that interference will not occur in a particular installation. If this equipment does cause harmful interference to radio or television reception, which can be determined by turning the equipment off and on, the user is encouraged to try to correct the interference by one or more of the following measures:

- Reorient or relocate the receiving antenna.
- Increase the separation between the equipment and receiver.
- Connect the equipment into an outlet on a circuit different from that to which the receiver is connected.
- Consult the dealer or an experienced radio/TV technician for help.

FCC RF exposure statement:

The equipment complies with FCC radiation exposure limits set forth for an uncontrolled environment. This equipment should be installed and operated with minimum distance between 20cm the radiator your body.



Konformitätserklärung



Wuhan Nayi Electronic Technology Co., Ltd. erklärt hiermit, dass Produkttyp die Richtlinien 2014/53/EU erfüllt. Der vollständige Text der EU-Konformitätserklärung ist unter der folgenden Internetadresse verfügbar:

<https://www.eddibox.com>

Wuhan Nayi Electronic Technology Co., Ltd.

Rm 505, Hongshan Science and Technology Bldg, No. 43 Wenzhi St, Hongshan Dist, Wuhan, Hubei, China

Dieses Produkt erfüllt die Anforderungen der Europäischen Gemeinschaft an Funkstörungen.

	Verwendung nur in Innenbereichen
	Dieses Symbol bedeutet, dass das Produkt nicht als Hausmüll entsorgt werden darf. Stattdessen ist es an der jeweiligen Sammelstelle für das Recycling von Elektro- und Elektronikgeräten abzugeben.



 support@eddibox.com

 <https://www.eddibox.com>