

VEVOR[®]

TOUGH TOOLS, HALF PRICE

Technical Support and E-Warranty Certificate

www.vevor.com/support

STAIR CLIMBING CHAIR

MODEL: YHR-W4

We continue to be committed to provide you tools with competitive price.

"Save Half", "Half Price" or any other similar expressions used by us only represents an estimate of savings you might benefit from buying certain tools with us compared to the major top brands and does not necessarily mean to cover all categories of tools offered by us. You are kindly reminded to verify carefully when you are placing an order with us if you are actually saving half in comparison with the top major brands.

VEVOR[®]

TOUGH TOOLS, HALF PRICE

STAIR CLIMBING CHAIR

MODEL: YHR-W4



NEED HELP? CONTACT US!

Have product questions? Need technical support? Please feel free to contact us:

Technical Support and E-Warranty Certificate
www.vevor.com/support

This is the original instruction, please read all manual instructions carefully before operating. VEVOR reserves a clear interpretation of our user manual. The appearance of the product shall be subject to the product you received. Please forgive us that we won't inform you again if there are any technology or software updates on our product.

SAFETY INSTRUCTIONS

1. Careful inspection should be carried out before use to ensure that the stretcher structure is firm and there is no damage or loosening.
2. Pay attention to smooth handling.
3. Do not overload. Try to use it on stairs with gentle slopes.
4. When carrying patients with this stretcher, be sure to lock tightly and fasten the safety belt for safety.
5. Don't move too fast when passing pothole areas.
6. In general operation, be careful not to out-torn the stretcher surface.

MODEL AND PARAMETERS

Model	YHR-W4
Max. Load	350lbs
Fully Developed Size	840*535*1360 mm
Folding Size	1015*535*235 mm
Materials	Aluminium alloy
Weight	10.6kg


STRUCTURE DIAGRAM



OPERATION TIPS



1. Keeping a safe distance before push down the stairs.



2. Push the first step with the foot pressure fixed rod, cocking the cart to ensure that the front wheels are suspended, relying on the climbing track slide.



3. When pushing, the operator's hand force is downward rather than forward !

MAINTENANCE

1. Keep clean as routine (incl. sterilization).
2. Check frequently for loose parts.
3. Store this product in the place of damp-proof & non-corrosion.

VEVOR[®]

TOUGH TOOLS, HALF PRICE

Technical Support and E-Warranty Certificate

www.vevor.com/support

VEVOR[®]

TOUGH TOOLS, HALF PRICE

Assistance technique et certificat de garantie électronique

www.vevor.com/support

CHAISE D'ESCALADE

MODÈLE : YHR-W4

We continue to be committed to provide you tools with competitive price.

"Save Half", "Half Price" or any other similar expressions used by us only represents an estimate of savings you might benefit from buying certain tools with us compared to the major top brands and does not necessarily mean to cover all categories of tools offered by us. You are kindly reminded to verify carefully when you are placing an order with us if you are actually saving half in comparison with the top major brands.

VEVOR[®]

TOUGH TOOLS, HALF PRICE

STAIR CLIMBING CHAIR

MODÈLE : YHR-W 4



NEED HELP? CONTACT US!

Have product questions? Need technical support? Please feel free to contact us:

Technical Support and E-Warranty Certificate
www.vevor.com/support

This is the original instruction, please read all manual instructions carefully before operating. VEVOR reserves a clear interpretation of our user manual. The appearance of the product shall be subject to the product you received. Please forgive us that we won't inform you again if there are any technology or software updates on our product.

SAFETY INSTRUCTIONS

7. Une inspection minutieuse doit être effectuée avant utilisation pour garantir que la structure de la civière est ferme et qu'il n'y a aucun dommage ou desserrage.
8. Faites attention à une manipulation fluide.
9. Ne surchargez pas. Essayez de l'utiliser dans des escaliers à pente douce.
10. Lorsque vous transportez des patients avec cette civière, assurez-vous de bien verrouiller et d'attacher la ceinture de sécurité pour plus de sécurité.
11. Ne vous déplacez pas trop vite lorsque vous passez des zones de nids-de-poule.
12. En fonctionnement général, veillez à ne pas déchirer la surface du brancard.

MODEL AND PARAMETERS

Modèle	YHR-W4
Max. Charger	350 livres
Taille entièrement déployée	840*535*1360 millimètres
Taille de pliage	1015*535*235 millimètres
Matériaux	Alliage d'aluminium
Poids	10,6 kg


STRUCTURE DIAGRAM



OPERATION TIPS



1. Keeping a safe distance before push down the stairs.



2. Push the first step with the foot pressure fixed rod, cocking the cart to ensure that the front wheels are suspended, relying on the climbing track slide.



3. When pushing, the operator's hand force is downward rather than forward !

MAINTENANCE

4. Maintenir la propreté habituelle (y compris la stérilisation).
5. Vérifiez fréquemment les pièces détachées .
6. Stockez ce produit dans un endroit résistant à l'humidité et à la corrosion .

VEVOR[®]

TOUGH TOOLS, HALF PRICE

Technique Assistance et certificat de garantie électronique

www.vevor.com/support

VEVOR[®]

TOUGH TOOLS, HALF PRICE

Zertifikat für technischen Support und E-Garantie

www.vevor.com/support

TREPPENSTEIGSTUHL

MODELL: YHR-W4

We continue to be committed to provide you tools with competitive price.

"Save Half", "Half Price" or any other similar expressions used by us only represents an estimate of savings you might benefit from buying certain tools with us compared to the major top brands and does not necessarily mean to cover all categories of tools offered by us. You are kindly reminded to verify carefully when you are placing an order with us if you are actually saving half in comparison with the top major brands.

VEVOR[®]

TOUGH TOOLS, HALF PRICE

STAIR CLIMBING CHAIR

MODELL: YHR-W 4



NEED HELP? CONTACT US!

Have product questions? Need technical support? Please feel free to contact us:

Technical Support and E-Warranty Certificate
www.vevor.com/support

This is the original instruction, please read all manual instructions carefully before operating. VEVOR reserves a clear interpretation of our user manual. The appearance of the product shall be subject to the product you received. Please forgive us that we won't inform you again if there are any technology or software updates on our product.

SAFETY INSTRUCTIONS

13. Vor der Verwendung sollte eine sorgfältige Inspektion durchgeführt werden, um sicherzustellen, dass die Tragestruktur fest ist und keine Beschädigungen oder Lockerungen aufweist.
14. Achten Sie auf eine reibungslose Handhabung.
15. Nicht überladen. Versuchen Sie es auf Treppen mit geringem Gefälle zu verwenden.
16. Wenn Sie Patienten mit dieser Trage befördern, achten Sie darauf, dass sie aus Sicherheitsgründen fest verschlossen und der Sicherheitsgurt angelegt ist.
17. Fahren Sie nicht zu schnell, wenn Sie an Schlaglochstellen vorbeifahren.
18. Achten Sie im allgemeinen Betrieb darauf, dass die Oberfläche der Trage nicht beschädigt wird.

MODEL AND PARAMETERS

Modell	YHR-W4
Max. Belastung	350 Pfund
Voll entwickelte Größe	840*535*1360 mm
Faltgröße	1015*535*235 mm
Materialien	Aluminiumlegierung
Gewicht	10,6 kg


STRUCTURE DIAGRAM



OPERATION TIPS



1. Keeping a safe distance before push down the stairs.



2. Push the first step with the foot pressure fixed rod, cocking the cart to ensure that the front wheels are suspended, relying on the climbing track slide.



3. When pushing, the operator's hand force is downward rather than forward !

MAINTENANCE

7. Halten Sie es regelmäßig sauber (inkl. Sterilisation).
8. Überprüfen Sie regelmäßig, ob lose Teile vorhanden sind .
9. Bewahren Sie dieses Produkt an einem feuchtigkeitsgeschützten und korrosionsfreien Ort auf .

VEVOR[®]

TOUGH TOOLS, HALF PRICE

Technisch Support- und E-Garantiezertifikat

www.vevor.com/support

VEVOR[®]

TOUGH TOOLS, HALF PRICE

Supporto tecnico e certificato di garanzia elettronica

www.vevor.com/support

SEDIA PER SALIRE LE SCALE

MODELLO: YHR-W4

We continue to be committed to provide you tools with competitive price.

"Save Half", "Half Price" or any other similar expressions used by us only represents an estimate of savings you might benefit from buying certain tools with us compared to the major top brands and does not necessarily mean to cover all categories of tools offered by us. You are kindly reminded to verify carefully when you are placing an order with us if you are actually saving half in comparison with the top major brands.

VEVOR®

TOUGH TOOLS, HALF PRICE

STAIR CLIMBING CHAIR

MODELLO: YHR-W 4



NEED HELP? CONTACT US!

Have product questions? Need technical support? Please feel free to contact us:

Technical Support and E-Warranty Certificate
www.vevor.com/support

This is the original instruction, please read all manual instructions carefully before operating. VEVOR reserves a clear interpretation of our user manual. The appearance of the product shall be subject to the product you received. Please forgive us that we won't inform you again if there are any technology or software updates on our product.

SAFETY INSTRUCTIONS

19. È necessario effettuare un'attenta ispezione prima dell'uso per garantire che la struttura della barella sia solida e che non vi siano danni o allentamenti.
20. Prestare attenzione alla maneggevolezza.
21. Non sovraccaricare. Prova ad usarlo su scale con pendenze dolci.
22. Quando si trasportano pazienti con questa barella, assicurarsi di bloccare saldamente e allacciare la cintura di sicurezza per sicurezza.
23. Non muoverti troppo velocemente quando attraversi aree con buche.
24. Durante il funzionamento generale, fare attenzione a non strappare la superficie della barella.

MODEL AND PARAMETERS

Modello	YHR-W4
Massimo. Carico	350 libbre
Dimensioni completamente sviluppate	840*535*1360 millimetri
Dimensioni pieghevoli	1015*535*235 mm
Materiali	Lega di alluminio
Peso	10,6 kg


STRUCTURE DIAGRAM



OPERATION TIPS



1. Keeping a safe distance before push down the stairs.



2. Push the first step with the foot pressure fixed rod, cocking the cart to ensure that the front wheels are suspended, relying on the climbing track slide.



3. When pushing, the operator's hand force is downward rather than forward !

MAINTENANCE

10. Mantenere pulito come di routine (inclusa la sterilizzazione).
11. Controllare frequentemente la presenza di parti allentate .
12. Conservare questo prodotto in un luogo resistente all'umidità e alla corrosione .

VEVOR[®]

TOUGH TOOLS, HALF PRICE

Tecnico Supporto e certificato di garanzia elettronica

www.vevor.com/support

VEVOR[®]

TOUGH TOOLS, HALF PRICE

Soporte técnico y certificado de garantía electrónica

www.vevor.com/support

SILLA PARA SUBIR ESCALERAS

MODELO: YHR-W4

We continue to be committed to provide you tools with competitive price.

"Save Half", "Half Price" or any other similar expressions used by us only represents an estimate of savings you might benefit from buying certain tools with us compared to the major top brands and does not necessarily mean to cover all categories of tools offered by us. You are kindly reminded to verify carefully when you are placing an order with us if you are actually saving half in comparison with the top major brands.

VEVOR[®]

TOUGH TOOLS, HALF PRICE

STAIR CLIMBING CHAIR

MODELO: YHR-W 4



NEED HELP? CONTACT US!

Have product questions? Need technical support? Please feel free to contact us:

Technical Support and E-Warranty Certificate
www.vevor.com/support

This is the original instruction, please read all manual instructions carefully before operating. VEVOR reserves a clear interpretation of our user manual. The appearance of the product shall be subject to the product you received. Please forgive us that we won't inform you again if there are any technology or software updates on our product.

SAFETY INSTRUCTIONS

25. Se debe realizar una inspección cuidadosa antes de su uso para garantizar que la estructura de la camilla esté firme y que no haya daños ni aflojamiento.
26. Preste atención al manejo suave.
27. No sobrecargues. Intente utilizarlo en escaleras con pendientes suaves.
28. Cuando transporte pacientes con esta camilla, asegúrese de cerrar bien y abrochar el cinturón de seguridad por seguridad.
29. No se mueva demasiado rápido al pasar por zonas con baches.
30. En funcionamiento general, tenga cuidado de no rasgar la superficie de la camilla.

MODEL AND PARAMETERS

Modelo	YHR-W4
Máx. Carga	350 libras
Tamaño completamente desplegado	840*535*1360 milímetros
Tamaño plegable	1015*535*235 milímetros
Materiales	Aleación de aluminio
Peso	10,6 kilos


STRUCTURE DIAGRAM



OPERATION TIPS



1. Keeping a safe distance before push down the stairs.



2. Push the first step with the foot pressure fixed rod, cocking the cart to ensure that the front wheels are suspended, relying on the climbing track slide.



3. When pushing, the operator's hand force is downward rather than forward !

MAINTENANCE

13. Mantener limpio como rutina (incluida la esterilización).
14. Compruebe con frecuencia si hay piezas sueltas .
15. Guarde este producto en un lugar a prueba de humedad y sin corrosión .

VEVOR[®]

TOUGH TOOLS, HALF PRICE

Técnico Certificado de soporte y garantía electrónica

www.vevor.com/support

VEVOR[®]

TOUGH TOOLS, HALF PRICE

Wsparcie techniczne i certyfikat e-gwarancji

www.vevor.com/support

KRZESŁO DO WSPINACZKI PO SCHODACH

MODEL: YHR-W4

We continue to be committed to provide you tools with competitive price.

"Save Half", "Half Price" or any other similar expressions used by us only represents an estimate of savings you might benefit from buying certain tools with us compared to the major top brands and does not necessarily mean to cover all categories of tools offered by us. You are kindly reminded to verify carefully when you are placing an order with us if you are actually saving half in comparison with the top major brands.

VEVOR[®]

TOUGH TOOLS, HALF PRICE

STAIR CLIMBING CHAIR

MODEL: YHR-W 4



NEED HELP? CONTACT US!

Have product questions? Need technical support? Please feel free to contact us:

Technical Support and E-Warranty Certificate
www.vevor.com/support

This is the original instruction, please read all manual instructions carefully before operating. VEVOR reserves a clear interpretation of our user manual. The appearance of the product shall be subject to the product you received. Please forgive us that we won't inform you again if there are any technology or software updates on our product.

SAFETY INSTRUCTIONS

31. Przed użyciem należy przeprowadzić dokładną kontrolę, aby upewnić się, że konstrukcja noszy jest solidna i nie ma uszkodzeń lub poluzowań.
32. Zwróć uwagę na płynną obsługę.
33. Nie przeciążaj. Staraj się go używać na schodach o łagodnym nachyleniu.
34. Podczas przenoszenia pacjentów na noszach należy pamiętać o szczelnym zapięciu pasa bezpieczeństwa i zapewnieniu bezpieczeństwa.
35. Nie poruszaj się zbyt szybko, mijając dziury.
36. Podczas ogólnej obsługi należy uważać, aby nie rozerwać powierzchni noszy.

MODEL AND PARAMETERS

Model	YHR-W4
Maks. Obciążenie	350 funtów
W pełni rozwinięty rozmiar	840*535*1360 mm
Rozmiar składany	1015*535*235mm
Materiały	Stop aluminium
Waga	10,6 kg


STRUCTURE DIAGRAM



OPERATION TIPS



1. Keeping a safe distance before push down the stairs.



2. Push the first step with the foot pressure fixed rod, cocking the cart to ensure that the front wheels are suspended, relying on the climbing track slide.



3. When pushing, the operator's hand force is downward rather than forward !

MAINTENANCE

16. Utrzymuj czystość jak zwykle (łącznie ze sterylizacją).
17. Często sprawdzaj, czy nie ma luźnych części .
18. Przechowuj ten produkt w miejscu odpornym na wilgoć i korozję .

VEVOR[®]

TOUGH TOOLS, HALF PRICE

Techniczny Certyfikat wsparcia i e-gwarancji

www.vevor.com/support

VEVOR[®]

TOUGH TOOLS, HALF PRICE

Technische ondersteuning en e-garantiecertificaat

www.vevor.com/support

TRAPLOPEN STOEL

MODEL: YHR-W4

We continue to be committed to provide you tools with competitive price.

"Save Half", "Half Price" or any other similar expressions used by us only represents an estimate of savings you might benefit from buying certain tools with us compared to the major top brands and does not necessarily mean to cover all categories of tools offered by us. You are kindly reminded to verify carefully when you are placing an order with us if you are actually saving half in comparison with the top major brands.

VEVOR[®]

TOUGH TOOLS, HALF PRICE

STAIR CLIMBING CHAIR

MODEL: JHR-W 4



NEED HELP? CONTACT US!

Have product questions? Need technical support? Please feel free to contact us:

Technical Support and E-Warranty Certificate
www.vevor.com/support

This is the original instruction, please read all manual instructions carefully before operating. VEVOR reserves a clear interpretation of our user manual. The appearance of the product shall be subject to the product you received. Please forgive us that we won't inform you again if there are any technology or software updates on our product.

SAFETY INSTRUCTIONS

37. Vóór gebruik moet een zorgvuldige inspectie worden uitgevoerd om er zeker van te zijn dat de structuur van de brancard stevig is en dat er geen schade of losraken is.
38. Let op een vlotte bediening.
39. Niet overbelasten. Probeer het te gebruiken op trappen met lichte hellingen.
40. Wanneer u patiënten met deze brancard vervoert, zorg er dan voor dat u de veiligheidsgordel stevig vastmaakt en voor de veiligheid vastmaakt.
41. Beweeg niet te snel bij het passeren van kuilen.
42. Bij normaal gebruik moet u erop letten dat u het oppervlak van de brancard niet scheurt .

MODEL AND PARAMETERS

Model	JHR-W4
Max. Laden	350 pond
Volledig ontwikkelde maat	840*535*1360 mm
Opvouwbare maat	1015*535*235 mm
Materialen	Aluminium legering
Gewicht	10,6 kg


STRUCTURE DIAGRAM



OPERATION TIPS



1. Keeping a safe distance before push down the stairs.



2. Push the first step with the foot pressure fixed rod, cocking the cart to ensure that the front wheels are suspended, relying on the climbing track slide.



3. When pushing, the operator's hand force is downward rather than forward !

MAINTENANCE

19. Schoonhouden als routine (incl. sterilisatie).
20. Controleer regelmatig op losse onderdelen .
21. vochtbestendige en niet-corrosieve plaats .

VEVOR[®]

TOUGH TOOLS, HALF PRICE

Technisch Ondersteuning en e-garantiecertificaat

www.vevor.com/support

VEVOR[®]

TOUGH TOOLS, HALF PRICE

Teknisk support och e-garanticertifikat

www.vevor.com/support

TRAPPKLÄTTERSTOL

MODELL: YHR-W4

We continue to be committed to provide you tools with competitive price.

"Save Half", "Half Price" or any other similar expressions used by us only represents an estimate of savings you might benefit from buying certain tools with us compared to the major top brands and does not necessarily mean to cover all categories of tools offered by us. You are kindly reminded to verify carefully when you are placing an order with us if you are actually saving half in comparison with the top major brands.

VEVOR®

TOUGH TOOLS, HALF PRICE

STAIR CLIMBING CHAIR

MODELL: YHR-W 4



NEED HELP? CONTACT US!

Have product questions? Need technical support? Please feel free to contact us:

Technical Support and E-Warranty Certificate
www.vevor.com/support

This is the original instruction, please read all manual instructions carefully before operating. VEVOR reserves a clear interpretation of our user manual. The appearance of the product shall be subject to the product you received. Please forgive us that we won't inform you again if there are any technology or software updates on our product.

SAFETY INSTRUCTIONS

43. Noggrann inspektion bör utföras före användning för att säkerställa att bårstrukturen är stadig och att det inte finns några skador eller lossnar.
44. Var uppmärksam på smidig hantering.
45. Överbelasta inte. Försök att använda den i trappor med svaga sluttningar.
46. När du bär patienter med denna bår, se till att låsa ordentligt och späanna fast säkerhetsbältet för säkerhets skull.
47. Rör dig inte för snabbt när du passerar gropar.
48. Vid allmän drift, var noga med att inte slita sönder bårytan .

MODEL AND PARAMETERS

Modell	YHR-W4
Max. Ladda	350 pund
Fullt utvecklad storlek	840*535*1360 mm
Vikbar storlek	1015*535*235 mm
Material	Aluminiumlegering
Vikt	10,6 kg


STRUCTURE DIAGRAM



OPERATION TIPS



1. Keeping a safe distance before push down the stairs.



2. Push the first step with the foot pressure fixed rod, cocking the cart to ensure that the front wheels are suspended, relying on the climbing track slide.



3. When pushing, the operator's hand force is downward rather than forward !

MAINTENANCE

22. Håll rent som rutin (inkl. sterilisering).
23. Kontrollera ofta för lösa delar .
24. Förvara denna produkt på en plats för fuktsäker och icke-korrosion .

VEVOR[®]

TOUGH TOOLS, HALF PRICE

Teknisk Support och e-garanticertifikat

www.vevor.com/support