

VEVOR[®]

TOUGH TOOLS, HALF PRICE

Technical Support and E-Warranty Certificate www.vevor.com/support

MAHJONG TABLE MANUAL

MODEL:SN-90 / SN-F86

We continue to be committed to provide you tools with competitive price.

"Save Half", "Half Price" or any other similar expressions used by us only represents an estimate of savings you might benefit from buying certain tools with us compared to the major top brands and does not necessarily mean to cover all categories of tools offered by us. You are kindly reminded to verify carefully when you are placing an order with us if you are actually saving half in comparison with the top major brands.

VEVOR®

TOUGH TOOLS, HALF PRICE

MAHJONG TABLE

MODEL:SN-90 / SN-F86



MODEL:SN-90



MODEL:SN-F8

NEED HELP? CONTACT US!

Have product questions? Need technical support? Please feel free to contact us:

Technical Support and E-Warranty Certificate
www.vevor.com/support

This is the original instruction, please read all manual instructions carefully before operating. VEVOR reserves a clear interpretation of our user manual. The appearance of the product shall be subject to the product you received. Please forgive us that we won't inform you again if there are any technology or software updates on our product.



Warning-To reduce the risk of injury, user must read instructions manual carefully.

INSTALLATION STEPS

1. Open the folding mahjong table as shown below:



2. Open the four feet of the table, as shown by the arrows in the picture below:



3. The support rod of the table foot needs to be fully opened, otherwise it will affect the stability of the table. As shown in the picture below:



4. Install the detachable table legs to complete the installation, as shown below:



Convenient
installation

5. If you need to fold the mahjong table, you need to remove the detachable table legs and put them in the card slot on the back of the table, then press the metal buckle on the back of the table (the position in the circle below) to fold the table legs and fix them in the card slot, and finally fold the table top to complete the storage. As shown in the picture below:

6.



SPECIFICATION PARAMETERS

Model	SN-90	SN-F86
Folded size	900*900*50mm	860*430*86mm
Unfold size	900*900*740mm	860*860*740mm

Address: Baoshanqu Shuangchenglu 803long 11hao 1602A-1609shi
Shanghai

Imported to AUS: SIHAO PTY LTD, 1 ROKEVA STREET EASTWOOD
NSW 2122 Australia

Imported to USA: VEVOR STORE INC, 9448 RINCHMOND PL #E
RANCHO CUCAMONGA, California, 91730 United States of America

UK	REP
-----------	------------

Pooledas Group Ltd
Unit 5 Albert Edward House, The Pavilions
Preston, United Kingdom

EC	REP
-----------	------------

SHUNSHUN GmbH
Römeräcker 9 Z2021, 76351
Linkenheim-Hochstetten, Germany

Made In China

VEVOR[®]

TOUGH TOOLS, HALF PRICE

Technical Support and E-Warranty Certificate

www.vevor.com/support

VEVOR[®]

TOUGH TOOLS, HALF PRICE

Technique Assistance et certificat de garantie électronique

www.vevor.com/support

MANUEL DE TABLE DE MAHJONG

MODÈLE: SN-90/SN-F86

We continue to be committed to provide you tools with competitive price.

"Save Half", "Half Price" or any other similar expressions used by us only represents an estimate of savings you might benefit from buying certain tools with us compared to the major top brands and does not necessarily mean to cover all categories of tools offered by us. You are kindly reminded to verify carefully when you are placing an order with us if you are actually saving half in comparison with the top major brands.

VEVOR®

TOUGH TOOLS, HALF PRICE

MAHJONG TABLE

MODÈLE: SN-90/SN-F86



MODEL:SN-90



MODEL:SN-F8

NEED HELP? CONTACT US!

Have product questions? Need technical support? Please feel free to contact us:

Technical Support and E-Warranty Certificate
www.vevor.com/support

This is the original instruction, please read all manual instructions carefully before operating. VEVOR reserves a clear interpretation of our user manual. The appearance of the product shall be subject to the product you received. Please forgive us that we won't inform you again if there are any technology or software updates on our product.



Avertissement : Pour réduire le risque de blessure, l'utilisateur doit lire attentivement le manuel d'instructions.

INSTALLATION STEPS

1. Ouvrez la table de mahjong pliante comme indiqué ci-dessous :



2. Ouvrez les quatre pieds de la table, comme indiqué par les flèches sur l'image ci-dessous :



3. La tige de support du pied de table doit être complètement ouverte, sinon cela affectera la stabilité de la table. Comme le montre l'image ci-dessous :



4. Installez les pieds de table amovibles pour terminer l'installation, comme indiqué ci-dessous :



7. Si vous devez plier la table de mahjong, vous devez retirer les pieds de table amovibles et les mettre dans la fente pour carte à l'arrière de la table, puis appuyer sur la boucle métallique à l'arrière de la table (la position dans le cercle ci-dessous) pour plier les pieds de la table et les fixer dans la fente pour carte, et enfin plier le plateau de la table pour compléter le rangement. Comme le montre l'image ci-dessous :

8.



SPECIFICATION PARAMETERS

Modèle	SN-90	SN-F86
Taille pliée	900*900*50mm	860*430*86mm
Taille dépliée	900*900*740mm	860*860*740mm

Adresse : Baoshanqu Shuangchenglu 803long 11hao 1602A-1609shi
Shanghai

Importé en Australie : SIHAO PTY LTD, 1 ROKEVA STREETASTWOOD
NSW 2122 Australie

Importé aux États-Unis : VEVOR STORE INC, 9448 RINCHMOND PL #E
RANCHO CUCAMONGA, Californie, 91730 États-Unis d'Amérique



Pooledas Group Ltd
Unit 5 Albert Edward House, The Pavilions
Preston, United Kingdom



SHUNSHUN GmbH
Römeräcker 9 Z2021, 76351
Linkenheim-Hochstetten, Germany

Fabriqué en Chine

VEVOR[®]

TOUGH TOOLS, HALF PRICE

Technique Assistance et certificat de garantie électronique

www.vevor.com/support

VEVOR[®]

TOUGH TOOLS, HALF PRICE

Technisch Support- und E-Garantie-Zertifikat www.vevor.com/support

MAHJONG-TISCH -HANDBUCH

MODELL: SN-90 / SN-F86

We continue to be committed to provide you tools with competitive price.

"Save Half", "Half Price" or any other similar expressions used by us only represents an estimate of savings you might benefit from buying certain tools with us compared to the major top brands and does not necessarily mean to cover all categories of tools offered by us. You are kindly reminded to verify carefully when you are placing an order with us if you are actually saving half in comparison with the top major brands.

VEVOR®

TOUGH TOOLS, HALF PRICE

MAHJONG TABLE

MODELL: SN-90 / SN-F86



MODEL:SN-90



MODEL:SN-F8

NEED HELP? CONTACT US!

Have product questions? Need technical support? Please feel free to contact us:

Technical Support and E-Warranty Certificate
www.vevor.com/support

This is the original instruction, please read all manual instructions carefully before operating. VEVOR reserves a clear interpretation of our user manual. The appearance of the product shall be subject to the product you received. Please forgive us that we won't inform you again if there are any technology or software updates on our product.



Warnung: Um das Verletzungsrisiko zu verringern, muss der Benutzer die Bedienungsanleitung sorgfältig lesen.

INSTALLATION STEPS

1. Öffnen Sie den klappbaren Mahjong-Tisch wie unten gezeigt:




2. Öffnen Sie die vier Füße des Tisches, wie durch die Pfeile im Bild unten gezeigt:



3. Die Stützstange des Tischfußes muss vollständig geöffnet sein, da sonst die Stabilität des Tisches beeinträchtigt wird. Wie im Bild unten gezeigt:



4. Installieren Sie die abnehmbaren Tischbeine, um die Installation abzuschließen, wie unten gezeigt:



9. Wenn Sie den Mahjong-Tisch zusammenklappen müssen, müssen Sie die abnehmbaren Tischbeine entfernen und sie in den Kartenschlitz auf der Rückseite des Tisches stecken, dann die Metallschnalle auf der Rückseite des Tisches drücken (die Position im Kreis unten). Um die Tischbeine zusammenzuklappen und im Kartensteckplatz zu befestigen, und schließlich die Tischplatte zusammenzuklappen, um die Lagerung zu vervollständigen. Wie im Bild unten gezeigt:

10.



SPECIFICATION PARAMETERS

Modell	SN-90	SN-F86
Gefaltete Größe	900*900*50mm	860*430*86mm
Entfaltunggröße	900*900*740mm	860*860*740mm
—		

Adresse: Baoshanqu Shuangchenglu 803long 11hao 1602A-1609shi
Shanghai

Importiert nach AUS: SIHAO PTY LTD, 1 ROKEVA STREETEASTWOOD
NSW 2122 Australien

Importiert in die USA: VEVOR STORE INC, 9448 RINCHMOND PL #E
RANCHO CUCAMONGA, Kalifornien, 91730 Vereinigte Staaten von
Amerika



Pooledas Group Ltd
Unit 5 Albert Edward House, The Pavilions
Preston, United Kingdom



SHUNSHUN GmbH
Römeräcker 9 Z2021, 76351
Linkenheim-Hochstetten, Germany

In China hergestellt

VEVOR[®]

TOUGH TOOLS, HALF PRICE

Technisch Support- und E-Garantiezertifikat

www.vevor.com/support

VEVOR[®]

TOUGH TOOLS, HALF PRICE

Tecnico Supporto e certificato di garanzia elettronica www.vevor.com/support

MANUALE DEL TAVOLO MAHJONG

MODELLO: SN-90 / SN-F86

We continue to be committed to provide you tools with competitive price.

"Save Half", "Half Price" or any other similar expressions used by us only represents an estimate of savings you might benefit from buying certain tools with us compared to the major top brands and does not necessarily mean to cover all categories of tools offered by us. You are kindly reminded to verify carefully when you are placing an order with us if you are actually saving half in comparison with the top major brands.

VEVOR[®]

TOUGH TOOLS, HALF PRICE

MAHJONG TABLE

MODELLO: SN-90 / SN-F86



MODEL:SN-90



MODEL:SN-F8

NEED HELP? CONTACT US!

Have product questions? Need technical support? Please feel free to contact us:

Technical Support and E-Warranty Certificate
www.vevor.com/support

This is the original instruction, please read all manual instructions carefully before operating. VEVOR reserves a clear interpretation of our user manual. The appearance of the product shall be subject to the product you received. Please forgive us that we won't inform you again if there are any technology or software updates on our product.



Avvertenza: per ridurre il rischio di lesioni, l'utente deve leggere attentamente il manuale di istruzioni.

INSTALLATION STEPS

1. Apri il tavolo da mahjong pieghevole come mostrato di seguito:



2. Aprire i quattro piedi del tavolo, come mostrato dalle frecce nell'immagine seguente:



3. L'asta di supporto del piede del tavolo deve essere completamente aperta, altrimenti ciò influenzerà la stabilità del tavolo. Come mostrato nell'immagine qui sotto:



4. Installare le gambe del tavolo rimovibili per completare l'installazione, come mostrato di seguito:



11. Se devi piegare il tavolo da mahjong, devi rimuovere le gambe staccabili del tavolo e inserirle nello slot per le carte sul retro del tavolo, quindi premere la fibbia di metallo sul retro del tavolo (la posizione nel cerchio sottostante) per piegare le gambe del tavolo e fissarle nello slot per schede, infine piegare il piano del tavolo per completare lo stoccaggio. Come mostrato nell'immagine qui sotto:

12.



SPECIFICATION PARAMETERS

Modello	SN-90	SN-F86
Dimensioni piegate	900*900*50 mm	860*430*86 mm
Dimensioni spiegate	900*900*740 mm	860*860*740 mm

Indirizzo: Baoshanqu Shuangchenglu 803long 11hao 1602A-1609shi Shanghai

Importato in AUS: SIHAO PTY LTD, 1 ROKEVA STREET EASTWOOD

NSW 2122 Australia

Importato negli Stati Uniti: VEVOR STORE INC, 9448 RINCHMOND PL
#E RANCHO CUCAMONGA, California, 91730 Stati Uniti d'America



Pooledas Group Ltd
Unit 5 Albert Edward House, The Pavilions
Preston, United Kingdom



SHUNSHUN GmbH
Römeräcker 9 Z2021, 76351
Linkenheim-Hochstetten, Germany

Made in China

VEVOR[®]

TOUGH TOOLS, HALF PRICE

Tecnico Supporto e certificato di garanzia elettronica

www.vevor.com/support

VEVOR[®]

TOUGH TOOLS, HALF PRICE

Técnico Soporte y certificado de garantía electrónica www.vevor.com/support

MANUAL DE MESA DE MAHJONG

MODELO: SN-90 / SN-F86

We continue to be committed to provide you tools with competitive price.

"Save Half", "Half Price" or any other similar expressions used by us only represents an estimate of savings you might benefit from buying certain tools with us compared to the major top brands and does not necessarily mean to cover all categories of tools offered by us. You are kindly reminded to verify carefully when you are placing an order with us if you are actually saving half in comparison with the top major brands.

VEVOR[®]

TOUGH TOOLS, HALF PRICE

MAHJONG TABLE

MODELO: SN-90 / SN-F86



MODEL:SN-90



MODEL:SN-F8

NEED HELP? CONTACT US!

Have product questions? Need technical support? Please feel free to contact us:

Technical Support and E-Warranty Certificate
www.vevor.com/support

This is the original instruction, please read all manual instructions carefully before operating. VEVOR reserves a clear interpretation of our user manual. The appearance of the product shall be subject to the product you received. Please forgive us that we won't inform you again if there are any technology or software updates on our product.



Advertencia: para reducir el riesgo de lesiones, el usuario debe leer atentamente el manual de instrucciones.

INSTALLATION STEPS


1. Abra la mesa de mahjong plegable como se muestra a continuación:



2. Abra los cuatro pies de la mesa, como lo muestran las flechas en la siguiente imagen:



3. La barra de soporte del pie de la mesa debe estar completamente abierta; de lo contrario, afectará la estabilidad de la mesa. Como se muestra en la siguiente imagen:



4. Instale las patas de la mesa desmontables para completar la instalación, como se muestra a continuación:



13. Si necesita doblar la mesa de mahjong, debe quitar las patas desmontables de la mesa y colocarlas en la ranura para tarjetas en la parte posterior de la mesa, luego presione la hebilla de metal en la parte posterior de la mesa (la posición en el círculo a continuación) para doblar las patas de la mesa y fijarlas en la ranura para tarjetas, y finalmente doblar la superficie de la mesa para completar el almacenamiento. Como se muestra en la siguiente imagen:

14.



SPECIFICATION PARAMETERS

Modelo	SN-90	SN-F86
Tamaño plegado	900*900*50mm	860*430*86mm
Tamaño desplegado	900*900*740mm	860*860*740mm

Dirección: Baoshanqu Shuangchenglu 803long 11hao 1602A-1609shi Shanghai

Importado a AUS: SIHAO PTY LTD, 1 ROKEVA STREET EASTWOOD

NSW 2122 Australia

Importado a EE. UU.: VEVOR STORE INC, 9448 RINCHMOND PL #E
RANCHO CUCAMONGA, California, 91730 Estados Unidos de América



Pooledas Group Ltd
Unit 5 Albert Edward House, The Pavilions
Preston, United Kingdom



SHUNSHUN GmbH
Römeräcker 9 Z2021, 76351
Linkenheim-Hochstetten, Germany

Hecho en china

VEVOR[®]

TOUGH TOOLS, HALF PRICE

Técnico Certificado de soporte y garantía electrónica

www.vevor.com/support

VEVOR[®]

TOUGH TOOLS, HALF PRICE

Techniczny Certyfikat wsparcia i e-gwarancji www.vevor.com/support

INSTRUKCJA OBSŁUGI STOŁU DO MADŻONGA

MODEL: SN-90 / SN-F86

We continue to be committed to provide you tools with competitive price.

"Save Half", "Half Price" or any other similar expressions used by us only represents an estimate of savings you might benefit from buying certain tools with us compared to the major top brands and does not necessarily mean to cover all categories of tools offered by us. You are kindly reminded to verify carefully when you are placing an order with us if you are actually saving half in comparison with the top major brands.

VEVOR®

TOUGH TOOLS, HALF PRICE

MAHJONG TABLE

MODEL: SN-90 / SN-F86



MODEL:SN-90



MODEL:SN-F8

NEED HELP? CONTACT US!

Have product questions? Need technical support? Please feel free to contact us:

Technical Support and E-Warranty Certificate
www.vevor.com/support

This is the original instruction, please read all manual instructions carefully before operating. VEVOR reserves a clear interpretation of our user manual. The appearance of the product shall be subject to the product you received. Please forgive us that we won't inform you again if there are any technology or software updates on our product.



Ostrzeżenie — aby zmniejszyć ryzyko obrażeń, użytkownik musi uważnie przeczytać instrukcję obsługi.

INSTALLATION STEPS

1. Otwórz składany stół do madzonga, jak pokazano poniżej:



2. Otwórz cztery nóżki stołu, jak pokazują strzałki na poniższym obrazku:



3. Pręt nośny stopy stołu musi być całkowicie otwarty, w przeciwnym razie

będzie to miało wpływ na stabilność stołu. Jak pokazano na poniższym obrazku:



4. Zainstaluj odłączane nogi stołu, aby zakończyć instalację, jak pokazano poniżej:



15. Jeśli chcesz złożyć stół do madżonga, musisz zdjąć odłączane nogi stołu i umieścić je w szczelinie na karty z tyłu stołu, a następnie nacisnąć metalową klamrę z tyłu stołu (pozycja w okręgu poniżej) złożyć nogi stołu i zamocować je w szczelinie na karty, a na koniec złożyć blat stołu, aby zakończyć przechowywanie. Jak pokazano na poniższym obrazku:

16.



SPECIFICATION PARAMETERS

Model	SN-90	SN-F86
Rozmiar złożony	900*900*50mm	860*430*86mm
Rozwiń rozmiar	900*900*740mm	860*860*740mm

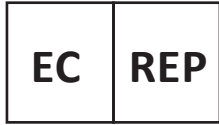
Adres: Baoshanqu Shuangchenglu 803long 11hao 1602A-1609shi
Szanghaj

Import do AUS: SIHAO PTY LTD, 1 ROKEVA STREET EASTWOOD NSW
2122 Australia

Import do USA: VEVOR STORE INC, 9448 RINCHMOND PL #E
RANCHO CUCAMONGA, California, 91730 Stany Zjednoczone Ameryki



Pooledas Group Ltd
Unit 5 Albert Edward House, The Pavilions
Preston, United Kingdom



SHUNSHUN GmbH
Römeräcker 9 Z2021, 76351
Linkenheim-Hochstetten, Germany

Wyprodukowano w Chinach

VEVOR[®]

TOUGH TOOLS, HALF PRICE

Techniczny Certyfikat wsparcia i e-gwarancji

www.vevor.com/support

VEVOR[®]

TOUGH TOOLS, HALF PRICE

Technisch Ondersteuning en e-garantiecertificaat www.vevor.com/support

HANDLEIDING MAHJONGTAFEL

MODEL: SN-90 / SN-F86

We continue to be committed to provide you tools with competitive price.

"Save Half", "Half Price" or any other similar expressions used by us only represents an estimate of savings you might benefit from buying certain tools with us compared to the major top brands and does not necessarily mean to cover all categories of tools offered by us. You are kindly reminded to verify carefully when you are placing an order with us if you are actually saving half in comparison with the top major brands.

VEVOR[®]

TOUGH TOOLS, HALF PRICE

MAHJONG TABLE

MODEL: SN-90 / SN-F86



MODEL:SN-90



MODEL:SN-F8

NEED HELP? CONTACT US!

Have product questions? Need technical support? Please feel free to contact us:

Technical Support and E-Warranty Certificate
www.vevor.com/support

This is the original instruction, please read all manual instructions carefully before operating. VEVOR reserves a clear interpretation of our user manual. The appearance of the product shall be subject to the product you received. Please forgive us that we won't inform you again if there are any technology or software updates on our product.



Waarschuwing-Om het risico op letsel te verminderen, moet de gebruiker de handleiding zorgvuldig lezen.

INSTALLATION STEPS

1. Open de opvouwbare mahjongtafel zoals hieronder weergegeven:



2. Open de vier poten van de tafel, zoals aangegeven door de pijlen in de onderstaande afbeelding:



3. De steunstang van de tafelvoet moet volledig worden geopend, anders heeft dit invloed op de stabiliteit van de tafel. Zoals weergegeven in de onderstaande afbeelding:



4. Installeer de afneembare tafelpoten om de installatie te voltooien, zoals hieronder weergegeven:



17. Als je de mahjongtafel moet opvouwen, moet je de afneembare tafelpoten verwijderen en in de kaartsleuf aan de achterkant van de tafel plaatsen. Vervolgens druk je op de metalen gesp aan de achterkant van de tafel (de positie in de onderstaande cirkel) om de tafelpoten in te klappen en in de kaartsleuf te bevestigen, en tenslotte het tafelblad in te klappen om de opslag te voltooien. Zoals weergegeven in de onderstaande afbeelding:

18.



SPECIFICATION PARAMETERS

Model	SN-90	SN-F86
Opgevouwen formaat	900*900*50mm	860*430*86mm
Uitgevouwen formaat	900*900*740mm	860*860*740mm

Adres: Baoshanqu Shuangchenglu 803long 11hao 1602A-1609shi
Shanghai

Geïmporteerd naar AUS: SIHAO PTY LTD, 1 ROKEVA
STREETEASTWOOD NSW 2122 Australië

Geïmporteerd naar de VS: VEVOR STORE INC, 9448 RINCHMOND PL
#E RANCHO CUCAMONGA, Californië, 91730 Verenigde Staten van
Amerika



Pooledas Group Ltd
Unit 5 Albert Edward House, The Pavilions
Preston, United Kingdom



SHUNSHUN GmbH
Römeräcker 9 Z2021, 76351
Linkenheim-Hochstetten, Germany

Gemaakt in China

VEVOR[®]

TOUGH TOOLS, HALF PRICE

Technisch Ondersteuning en e-garantiecertificaat

www.vevor.com/support

VEVOR[®]

TOUGH TOOLS, HALF PRICE

Teknisk Support och e-garanticertifikat www.vevor.com/support

MANUAL FÖR MAHJONG BORD

MODELL: SN-90 / SN-F86

We continue to be committed to provide you tools with competitive price.

"Save Half", "Half Price" or any other similar expressions used by us only represents an estimate of savings you might benefit from buying certain tools with us compared to the major top brands and does not necessarily mean to cover all categories of tools offered by us. You are kindly reminded to verify carefully when you are placing an order with us if you are actually saving half in comparison with the top major brands.

VEVOR®

TOUGH TOOLS, HALF PRICE

MAHJONG TABLE

MODELL: SN-90 / SN-F86



MODEL:SN-90



MODEL:SN-F8

NEED HELP? CONTACT US!

Have product questions? Need technical support? Please feel free to contact us:

Technical Support and E-Warranty Certificate
www.vevor.com/support

This is the original instruction, please read all manual instructions carefully before operating. VEVOR reserves a clear interpretation of our user manual. The appearance of the product shall be subject to the product you received. Please forgive us that we won't inform you again if there are any technology or software updates on our product.



Varning - För att minska risken för skada måste användaren läsa instruktionerna noggrant.

INSTALLATION STEPS

1. Öppna det fällbara mahjongbordet som visas nedan:



2. Öppna bordets fyra fötter, som visas av pilarna på bilden nedan:



3. Bordsfotens stödstång måste öppnas helt, annars kommer det att

påverka bordets stabilitet. Som visas på bilden nedan:



4. Installera de löstagbara bordsbenen för att slutföra installationen, som

visas nedan:



19. Om du behöver vika mahjongbordet måste du ta bort de avtagbara

bordsbenen och sätta dem i kortfacket på baksidan av bordet, tryck sedan på metallspännet på baksidan av bordet (positionen i cirkeln nedan) för att vika ihop bordsbenen och fixera dem i kortfacket, och slutligen vika bordsskivan för att slutföra förvaringen. Som visas på bilden nedan: 20.



SPECIFICATION PARAMETERS

Modell	SN-90	SN-F86
F gammal storlek	900*900*50 mm	860*430*86mm
U nvikbar storlek	900*900*740 mm	860*860*740 mm

Adress: Baoshanqu Shuangchenglu 803long 11hao 1602A-1609shi
Shanghai

Importerad till AUS: SIHAO PTY LTD, 1 ROKEVA STREET EASTWOOD
NSW 2122 Australien

Importerad till USA: VEVOR STORE INC, 9448 RINCHMOND PL #E
RANCHO CUCAMONGA, Kalifornien, 91730 USA

UK	REP
-----------	------------

Pooledas Group Ltd
Unit 5 Albert Edward House, The Pavilions
Preston, United Kingdom

EC	REP
-----------	------------

SHUNSHUN GmbH
Römeräcker 9 Z2021, 76351
Linkenheim-Hochstetten, Germany

Tillverkad i Kina

VEVOR[®]

TOUGH TOOLS, HALF PRICE

Teknisk Support och e-garanticertifikat

www.vevor.com/support