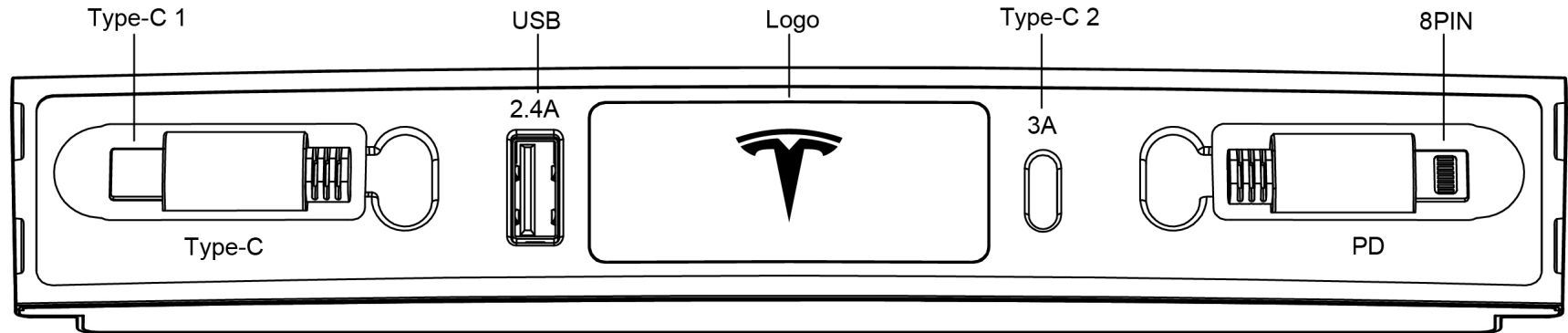


# RETRACTABLE HUB DOCKING STATION

For Model 3 / Y



1



Put one side of the product into the slot, and also press the other side into the slot.

2




Move it to the right location.

3



Connect the 2 male type-C connectors of product with the 2 female type-C in the car.

4




Peel off the protective layer on the logo part.

5



The retractable cables can charging 2 phones at the same time.

6



Cables can draw back to keep the space tidy when not charging.

## CAUTIONS:

1. Compatible with Tesla Model 3/Y 2021, 2022, 2023.
2. The 8 Pin connector support PD fast charging, Max power 27W.
3. Type-C 1 support QC3.0 fast charging, Max power is 18W.
4. USB port support 2.4A Max output, without data transfer.
5. Type-C 2 support 3A Max output, without data transfer.
6. Using environment: -10°C ~ 40°C.
7. Applicable Smart phone, pad, gamepad, digital camera devices.
8. Please do not disassemble it to avoid danger.
9. It is normal for the hub to have slight heating when in use, won't affect the safty and lifespan of the product.